








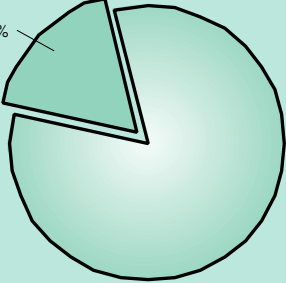

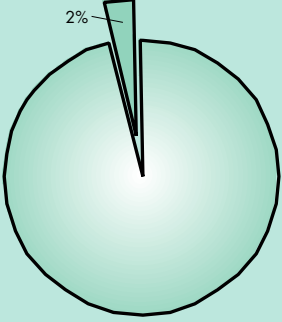

PERFORMANCE AT A GLANCE



Queensland's remote areas provide unique challenges for police.

Output	Description	Resources
<p>Proactive, Problem - Oriented Policing</p> 	<p>Activities to prevent crime from occurring by addressing the causes of crime through a range of proactive initiatives.</p>	
<p>Crime Detection, Investigation and Prosecution</p> 	<p>General duty activities involving calls for service and initial investigations.</p>	
<p>Preservation of Public Safety</p> 	<p>Policing services that preserve public good order and safety during civil emergencies and special events.</p>	

Trends	Performance 1999 - 2000	Outlook 2000 - 2001
<p>2% decrease in personal safety offences.</p> <p>8% increase in property security offences.</p>	<p>15% increase in problem-oriented policing initiatives.</p> <p>84% satisfaction rate with delivery of policing services.</p> <p>76% satisfaction rate with police support for community programs.</p>	<p>Evaluation and expansion of the Police Beat and Police Beat Shopfront programs.</p> <p>\$0.2M to continue the development of new problem-oriented and partnership policing initiatives.</p> <p>Review of the Police Liaison Officer Scheme.</p> <p>Evaluation of the Queensland Aboriginal and Torres Strait Islander Police trial.</p>
<p>2% decrease in personal safety offences.</p> <p>8% increase in property security offences.</p>	<p>5% increase in calls for service received at Police Communications Centre, Brisbane.</p> <p>63% of offences against the person cleared.</p> <p>25% of offences against property cleared.</p>	<p>\$1.9M for the statewide implementation of DNA analysis.</p> <p>\$2.2M for operational training and equipment as part of Project Lighthouse.</p> <p>New police powers with the commencement on 1 July 2000 of the <i>Police Powers and Responsibilities Act 2000</i>.</p>
<p>3% increase in good order offences.</p>	<p>Almost 100 preparation exercises for major disasters or incidents.</p> <p>56% satisfaction rate with police management of public order problems.</p> <p>\$0.8M expended in accordance with the 15-Year Vessel Replacement Program.</p> <p>\$1.8M expended on radio communications initiatives.</p>	<p>Planning for the 2001 Goodwill Games, the Centenary of Federation activities and the Commonwealth Heads of Government Meeting.</p> <p>Delivery of security and public order services during events associated with the Sydney 2000 Olympic Games.</p> <p>\$0.4M to upgrade water police assets in line with the 15-Year Vessel Replacement Program.</p> <p>\$2M to enhance the Service's radio communications infrastructure.</p>

Output	Description	Resources
<p>Combating Organised and Major Crime</p> 	<p>Operations and investigations targeting criminal offences.</p>	
<p>Traffic Policing, Speed Management and Camera Operations</p> 	<p>Proactive and reactive traffic policing operations, or those activities intended to prevent or detect motorists committing traffic offences.</p>	
<p>Ethical standards and public accountability</p> 	<p>Activities that ensure Queensland has a police service that is fully accountable, well managed and characterised by the professionalism of its members.</p>	
<p>Corporate Support</p> 	<p>Administrative, financial, information management and human resource management services that support the provision of policing services to the community.</p>	<p>Resources allocated to the Corporate Support output are spread across the other six outputs. This reflects the relationship between corporate support functions and activities, and the delivery of core policing services.</p>

Trends	Performance 1999 - 2000	Outlook 2000 - 2001
<p>7% increase in drug offences detected by police.</p>	<p>450 operations conducted by State Crime Operations Command.</p> <p>\$0.9M in 'proceeds of crime' assets seized by State Crime Operations Command.</p> <p>84% satisfaction rate with police responses.</p>	<p>Maintaining strategic partnerships with the Queensland Crime Commission and the National Crime Authority.</p> <p>Continuing Project Axis to focus the Service's response to paedophilia and child abuse.</p> <p>Expanding the Special Operations Task Force to discharge additional policing responsibilities associated with the commencement of the <i>Prostitution Act 1999</i>.</p>
<p>Road toll of 327 was 30 fatalities (10.1%) above 1998-99, but 43 fatalities (11.6%) below the previous five-year average.</p> <p>One drink driving offence detected for every 115 breath tests conducted, compared with one offence for every 38 breath tests in 1996-97.</p>	<p>Over 2,000 targeted traffic operations.</p> <p>2.5M breath tests conducted.</p> <p>2% reduction in reported drink driving offences per 100,000 population.</p> <p>0.4M traffic infringement notices issued.</p>	<p>\$2.7M to continue the implementation of the whole-of-government Speed Management Strategy.</p> <p>Deployment of seven new speed cameras and a number of new sites.</p> <p>Statewide expansion of the Traffic Complaints System.</p> <p>Establishment of a computer-based system for recording the results of evidential breath analyses.</p>
<p>9% average annual decrease in the rate of complaints against police per 1,000 officers since 1995-96.</p>	<p>40 proactive initiatives related to ethical behaviour and management practices.</p> <p>2% increase in complaints made against police.</p> <p>Survey results indicated:</p> <ul style="list-style-type: none"> • 80% of people believed police were professional and fair; • 74% thought most police were honest; and • 82% had confidence in the police. 	<p>Project Resolve will be completed and evaluated for implementation.</p> <p>A Risk Register/Plan will be developed.</p> <p>Ongoing review of all major training programs to incorporate ethics into course competencies.</p> <p>Review of the Service's Strategic Plan.</p> <p>Development of a Client Services Charter.</p>
	<p>387 additional police positions approved.</p> <p>65 additional staff member positions approved.</p> <p>Capital Works Expenditure of \$34.3M.</p> <p>\$10.8M expended on information technology programs.</p>	<p>357 additional police positions will be approved.</p> <p>60 additional staff member positions will be approved.</p> <p>Capital Works expenditure of \$30M.</p> <p>Special allocation of \$20M for infrastructure development.</p> <p>3,000 new desktop computers.</p>