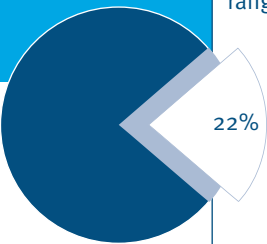
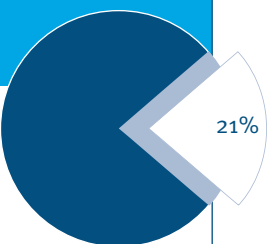


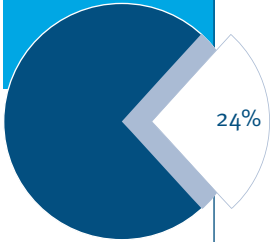
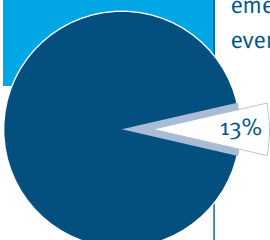
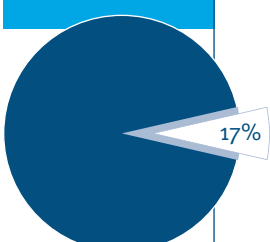
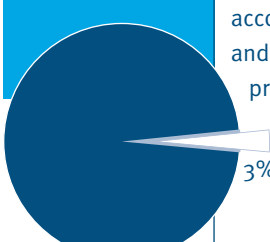
performance at a glance



Building safe and secure communities.

<p>Proactive Problem-Oriented Policing</p> 	<p>Activities to prevent crime from occurring by addressing the causes of crime through a range of proactive initiatives.</p>	<p>Reported personal safety offences remained stable. 5% decrease in reported property security offences. 87% of people felt safe when home alone. 63% stated they felt safe while walking or jogging locally. 76% satisfaction with police support for community programmes¹.</p>
<p>Crime Detection, Investigation and Prosecution</p> 	<p>General duty activities involving calls for service and initial investigations.</p>	<p>Number of reported Offences Against the Person remained consistent with 2001–2002. Number of reported Offences Against the Property decreased by 5% during the financial year. 68% of Offences Against the Person were cleared during the period, in comparison to 63% in 2001–02. 27% of Offences Against Property cleared, in comparison to 25% in 2001–02. 70% general satisfaction with police¹. 83% satisfaction with initial police response¹.</p>

¹ ACNielsen National Survey of Community Satisfaction with Policing July 2002 to June 2003.

<p>Combating Major and Organised Crime</p> 	<p>Operations and investigations targeting criminal offences.</p>	<p>15% increase in drug offences detected by police.</p> <p>41% increase in prostitution offences detected by police.</p> <p>90% of homicides (murder), 72% of assaults and 73% of sexual assaults reported in 2002–03 were cleared by police during the period.</p> <p>81% satisfaction with police response from specialist officers¹.</p>
<p>Preservation of Public Safety</p> 	<p>Policing services that preserve good order and safety during civil emergencies and special events.</p>	<p>11% increase in the number of good order offences.</p> <p>This category of offences differs from Offences Against the Person and Offences Against Property as they are generally detected by police, rather than reported by members of the community.</p>
<p>Traffic Policing, Speed Management and Camera Operations</p> 	<p>Proactive and reactive traffic policing operations, or those activities intended to prevent or detect motorists committing traffic offences.</p>	<p>Road toll of 339 was higher than 2001–02 (318).</p> <p>One drink driving offence detected for every 106 breath tests conducted, compared with one offence for every 35 breath tests in 1996.</p> <p>During 2002–03 (to end April), there were 290,254 infringement notices issued as a result of Speed Camera operations.</p>
<p>Ethical Standards and Public Accountability</p> 	<p>Activities that ensure Queensland has a police service that is fully accountable, well managed and characterised by the professionalism of its members.</p>	<p>The rate of complaints against police rose from 279 per 1,000 officers in 2001–02 to 313 in 2002–03. This rise is the result of revisions to the complaint management system, and an increase in the rate that members of the Service are reporting other members for misconduct, reflecting increasing intolerance of unethical behaviour within the Service.</p> <p>Survey results¹ indicate:</p> <ul style="list-style-type: none"> • 80% of people believed police performed their job professionally. • 66% stated police treat people fairly. • 76% thought most police were honest. • 83% had confidence in police.

1 ACNielsen National Survey of Community Satisfaction with Policing July 2002 to June 2003.