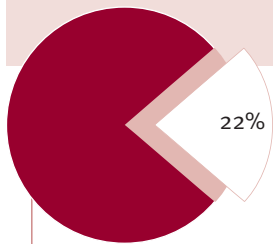


# Performance at a Glance

## Proactive Problem-Oriented Policing



Activities to prevent crime from occurring by addressing the causes of crime through a range of proactive initiatives.

Reported personal safety offences remained stable.

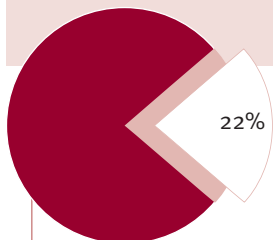
5% decrease in reported property security offences.

93% of people felt safe when home alone during day<sup>1</sup>.

88% stated they felt safe while walking or jogging locally during day<sup>1</sup>.

75% satisfaction with police support for community programs<sup>1</sup>.

## Crime Detection, Investigation and Prosecution



General duty activities involving calls for service and initial investigations.

6% increase in reported *Offences Against the Person*.

Number of reported *Offences Against Property* decreased by 5% during the financial year.

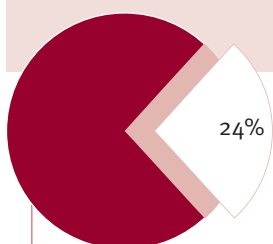
69% of *Offences Against the Person* were cleared during the period, in comparison to 68% in 2002-03.

29% of *Offences Against Property* cleared, in comparison to 27% in 2002-03.

73% general satisfaction with police<sup>1</sup>.

94% satisfaction with initial police response<sup>2</sup>.

## Combating Major and Organised Crime



Operations and investigations targeting criminal offences.

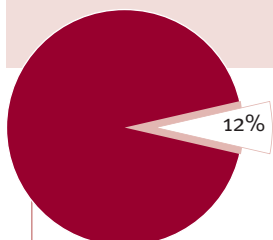
19% increase in drug offences detected by police.

15% decrease in prostitution offences detected by police.

88% of homicides (murder), 75% of assaults and 71% of sexual assaults reported in 2003-04 were cleared by police during the period.

89% satisfaction with police response from specialist officers<sup>2</sup>.

### Preservation of Public Safety

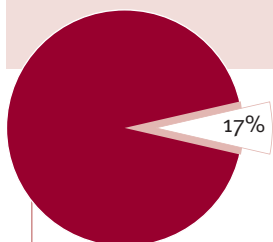


Policing services that preserve good order and safety during civil emergencies and special events.

8% increase in the number of good order offences.

This category of offences differs from *Offences Against the Person* and *Offences Against Property* as they are generally detected by police, rather than reported by members of the community.

### Traffic Policing, Speed Management and Camera Operations



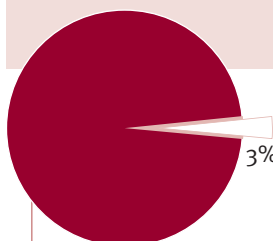
Proactive and reactive traffic policing operations, or those activities intended to prevent or detect motorists committing traffic offences.

Road toll of 298 was lower than 2002-03 (339).

One drink driving offence detected for every 107 breath tests conducted (to end April), compared with one offence for every 35 breath tests in 1996.

During 2003-04 (to end April), there were 247,787 infringement notices issued as a result of Speed Camera operations.

### Ethical Standards and Public Accountability



Activities that ensure Queensland has a police service that is fully accountable, well managed and characterised by the professionalism of its members.

The rate of complaints against police dropped slightly from 313 per 1,000 officers in 2002-03 to 310 in 2003-04.

Survey results<sup>1</sup> indicate:

79% of people believed police performed their job professionally.

64% stated police treat people fairly.

77% thought most police were honest.

82% had confidence in police.

<sup>1</sup> ACNielsen National Survey of Community Satisfaction with Policing July 2003 to June 2004.

<sup>2</sup> Crime Victim Survey 2002