

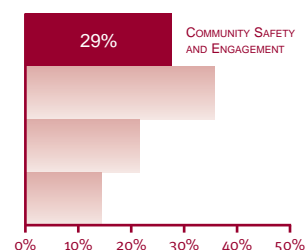
Our Key Results

Community Safety and Engagement

The preservation of good order and safety during civil emergencies and special events and the prevention of crime through a range of proactive initiatives.

Trends

- 93% of people felt safe when home alone during the day ¹.
- 87% stated they felt safe while walking or jogging locally during the day ¹.
- 72% satisfaction with police support for community programs ¹.
- 71% general satisfaction with police ¹.
- 6% increase in the number of good order offences ².

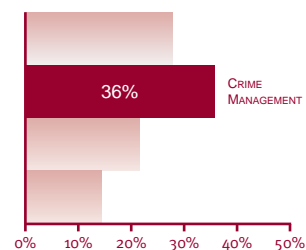


Crime Management

General duty activities involving calls for service and operations and investigations targeting criminal offences.

Trends

- Number of reported personal safety offences decreased by 4% in 2004-05.
- Number of reported property security offences decreased by 10% in 2004-05.
- 71% of personal safety offences were cleared during the period, in comparison to 69% in 2003-04.
- 30% of property security offences were cleared, in comparison to 29% in 2003-04.
- 79% satisfaction with initial police response ³.
- 76% satisfaction with police response from specialist officers ³.



¹ ACNielsen National Survey of Community Satisfaction with Policing July 2004 to June 2005
² This category of offences differs from Offences Against the Person and Offences Against Property as they are generally detected by police, rather than reported by members of the community
³ Crime Victim Survey 2004

Traffic Management

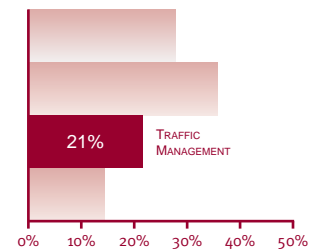
Proactive and reactive traffic policing operations, or those activities intended to prevent or detect motorists committing traffic offences.

Trends

311 road fatalities by crash contributing circumstance (Fatal Four and Pedestrians).

22,649 reportable crashes by crash contributing circumstance (Fatal Four and Pedestrians).

Detection of offences by red light (rate 2231:1) and speed cameras (rate 142:1).



Professional Standards and Ethical Practice

Activities that ensure Queensland has a police service that is fully accountable, well managed, sufficiently trained and characterised by the professionalism of its members.

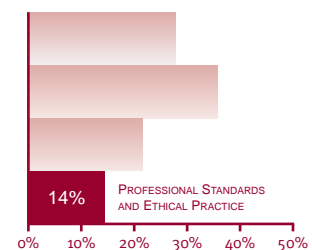
Trends

The rate of complaints against police decreased from 310 per 1,000 officers in 2003-04 to 284.7 in 2004-05.

Survey results ¹ indicate:

- 76% of people believed police performed their job professionally;
- 63% stated police treat people fairly;
- 72% thought most police were honest; and
- 80% had confidence in police.

1,673,629 hours directed to in-service training.



¹ ACNielsen National Survey of Community Satisfaction with Policing July 2004 to June 2005