



## Our Key Results

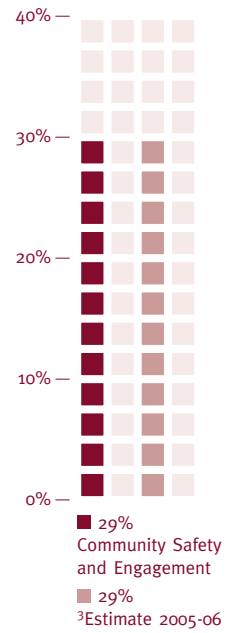
### Community Safety and Engagement

#### Description

The preservation of good order and safety during civil emergencies and special events and the prevention of crime through a range of proactive initiatives.

#### Trends

- Reported personal safety offences increased by 5%.
- 2% decrease in reported property security offences.
- 94.2% of people felt safe when home alone during the day <sup>1</sup>.
- 88.8% stated they felt safe while walking or jogging locally during the day <sup>1</sup>.
- 75.6% satisfaction with police support for community programs <sup>1</sup>.
- 11% increase in the number of good order offences.



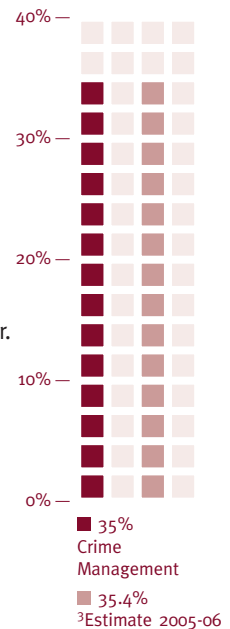
### Crime Management

#### Description

General duty activities involving calls for service and operations and investigations targeting criminal offences.

#### Trends

- Number of reported *Offences Against the Person* increased 5% during 2005-06.
- Number of reported *Offences Against Property* decreased by 2% during the financial year.
- 74% of *Offences Against the Person* were cleared during the period, in comparison to 72% in 2004-05.
- 31% of *Offences Against Property* cleared, in comparison to 30% in 2004-05.
- 74.5% general satisfaction with police <sup>1</sup>.
- 79% satisfaction with initial police response <sup>2</sup>.
- 7% increase in drug offences detected by police.
- 25% increase in prostitution offences detected by police.
- 95% of murders, 79% of assaults and 73% of sexual assaults reported in 2005-06 were cleared by police during the period.
- 76% satisfaction with police response from specialist officers <sup>2</sup>.



<sup>1</sup> ACNielsen National Survey of Community Satisfaction with Policing July 2005 to June 2006

<sup>2</sup> Crime Victim Survey 2004

<sup>3</sup> Ministerial Portfolio Statement 2005-06 Minister for Police and Corrective Services

## Traffic Management

### Description

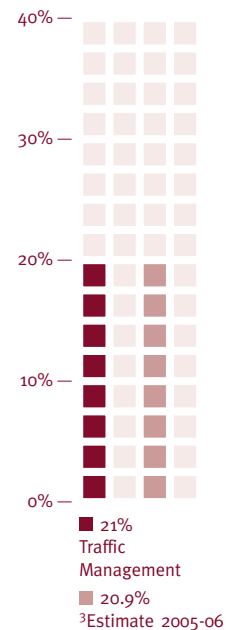
Proactive and reactive traffic policing operations, or those activities intended to prevent or detect motorists committing traffic offences.

### Trends

The 2005-06 preliminary road toll stands at 342 deaths compared to the 2004-05 road toll of 312 deaths. This represents a 9.6% increase in the comparative Queensland financial year road tolls.

One drink driving offence detected for every 93 breath tests conducted (to end of May 06), compared with one offence for every 35 breath tests in 1996.

During 2005-06 (to end May 06), there were 183,266 infringement notices issued as a result of Speed Camera operations.



## Professional Standards and Ethical Practice

### Description

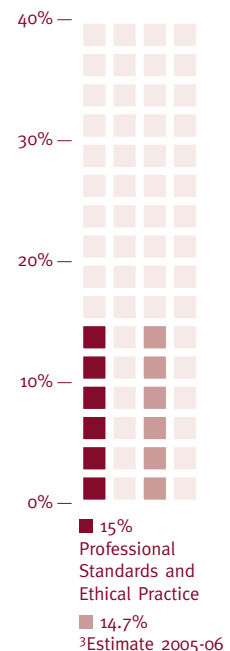
Activities that ensure Queensland has a police service that is fully accountable, well managed, sufficiently trained and characterised by the professionalism of its members.

### Trends

During the period 2,277 complaints were received by the Service, a decrease of 14.2% in comparison to the same period in 2004-05.

Survey results <sup>1</sup> indicate:

- 80.1% of people believed police performed their job professionally;
- 67.4% stated police treat people fairly;
- 78.1% thought most police were honest; and
- 83.1% had confidence in police.



<sup>1</sup> ACNielsen National Survey of Community Satisfaction with Policing July 2005 to June 2006

<sup>2</sup> Crime Victim Survey 2004

<sup>3</sup> Ministerial Portfolio Statement 2005-06 Minister for Police and Corrective Services