

Victims of Crime

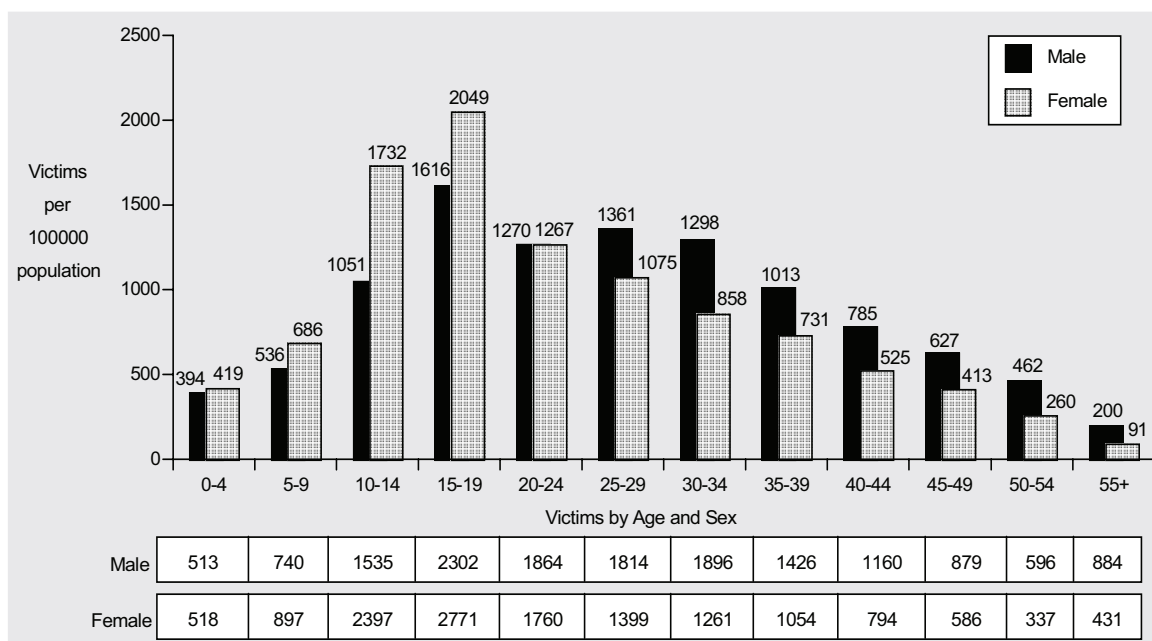
This section contains detailed information relating to victims of Offences Against the Person. They do not provide a unique victim count as one person may be counted several times if they were the victim of more than one offence.

There are several cases where the victim of an Offence Against the Person is not, according to the statistical definitions used, a person. For example, the victim of an Armed Robbery of a Bank is the banking organisation, rather than the teller, while 'Armed so as to Cause Fear or Alarm' is commonly a "Regina" offence, where the Crown is deemed to be the victim. Organisations which were the victims of crime were not included in the following tables and graphs.

As the graph below illustrates, females aged fifteen to nineteen years are the most common victims of Offences Against the Person on a per capita basis. Females aged fifty-five and over are the least victimised. During 2005/06, there were slightly more male than female victims. Fifty-two percent of victims were male, while forty-eight percent of victims were female.

The preliminary Estimated Residential Population by Sex and Age for 30 June, 2005 (Australian Bureau of Statistics Catalogue No. 3201.0) was used to calculate the number of victims per 100000 population. 'Age' refers to the victim's age on the date the offence was reported to police, rather than their age on the date the offence occurred.

Offences Against the Person - 2005/2006*



* Only those offences where the victim's age and sex were identified are included.

Victims of Crime

By Age and Sex* - 2005/2006

Offence	0 - 14		15		16		17		18		19	
	Male	Female	Male	Female	Male	Female	Male	Female	Male	Female	Male	Female
Far Northern Region												
Homicide (Murder)	0	0	0	0	0	0	0	0	0	0	0	0
Other Homicide	0	0	0	0	1	0	0	0	0	0	0	0
Attempted Murder	0	0	0	0	0	0	0	0	0	0	0	0
Conspiracy to Murder	0	0	0	0	0	0	0	0	0	0	0	0
Manslaughter (excl. by Driving)	0	0	0	0	0	0	0	0	0	0	0	0
Driving Causing Death	0	0	0	0	1	0	0	0	0	0	0	0
Assault	157	164	26	38	30	22	25	54	18	56	27	47
Grievous Assault	3	1	2	1	1	0	1	2	2	0	1	2
Serious Assault	63	61	12	21	18	8	15	26	14	29	13	33
Serious Assault (Other)	10	8	1	0	0	1	0	3	0	1	2	1
Other Assault	81	94	11	16	11	13	9	23	2	26	11	11
Sexual Offences	36	227	7	40	2	19	2	12	1	15	1	12
Rape & Attempted Rape	6	48	3	4	0	6	0	6	0	8	0	4
Other Sexual Offences	30	179	4	36	2	13	2	6	1	7	1	8
Robbery	3	0	2	1	0	1	0	0	3	1	3	2
Armed Robbery	0	0	1	1	0	0	0	0	1	0	0	0
Unarmed Robbery	3	0	1	0	0	1	0	0	2	1	3	2
Extortion	0	0	0	0	0	0	0	0	0	0	0	0
Kidnapping & Abduction	3	9	0	2	0	1	0	0	2	1	0	0
Other Offences Against the Person	122	107	6	10	2	5	0	5	0	2	2	1
Offences Against the Person	321	507	41	91	35	48	27	71	24	75	33	62
Northern Region												
Homicide (Murder)	0	1	0	0	0	0	0	0	0	0	0	0
Other Homicide	0	0	0	1	0	0	0	0	0	0	0	0
Attempted Murder	0	0	0	0	0	0	0	0	0	0	0	0
Conspiracy to Murder	0	0	0	0	0	0	0	0	0	0	0	0
Manslaughter (excl. by Driving)	0	0	0	0	0	0	0	0	0	0	0	0
Driving Causing Death	0	0	0	1	0	0	0	0	0	0	0	0
Assault	175	176	37	48	21	40	29	30	34	45	39	37
Grievous Assault	1	1	1	2	2	1	2	1	1	0	4	3
Serious Assault	57	69	17	20	6	22	20	13	23	23	23	24
Serious Assault (Other)	5	4	3	0	2	0	1	0	2	1	0	0
Other Assault	112	102	16	26	11	17	6	16	8	21	12	10
Sexual Offences	44	188	8	52	2	15	0	27	2	10	1	6
Rape & Attempted Rape	3	39	1	7	0	3	0	14	1	5	0	4
Other Sexual Offences	41	149	7	45	2	12	0	13	1	5	1	2
Robbery	4	2	1	0	4	3	8	1	3	1	2	0
Armed Robbery	1	0	1	0	2	0	6	0	1	0	1	0
Unarmed Robbery	3	2	0	0	2	3	2	1	2	1	1	0
Extortion	0	0	0	0	0	0	0	0	0	0	0	0
Kidnapping & Abduction	1	3	0	3	0	0	0	0	0	2	0	0
Other Offences Against the Person	64	57	4	3	5	3	3	7	1	1	3	2
Offences Against the Person	288	427	50	107	32	61	40	65	40	59	45	45
Central Region												
Homicide (Murder)	0	1	0	0	0	0	0	0	0	0	0	0
Other Homicide	0	0	0	0	0	0	0	0	0	0	0	0
Attempted Murder	0	0	0	0	0	0	0	0	0	0	0	0
Conspiracy to Murder	0	0	0	0	0	0	0	0	0	0	0	0
Manslaughter (excl. by Driving)	0	0	0	0	0	0	0	0	0	0	0	0
Driving Causing Death	0	0	0	0	0	0	0	0	0	0	0	0
Assault	117	92	29	27	26	19	44	20	36	33	21	39
Grievous Assault	5	1	2	1	1	0	4	1	5	0	1	1
Serious Assault	45	46	17	12	18	9	24	8	15	18	14	23
Serious Assault (Other)	1	4	2	2	1	1	1	0	2	0	0	1
Other Assault	66	41	8	12	6	9	15	11	16	13	6	14
Sexual Offences	70	209	10	34	6	15	1	11	0	3	0	5
Rape & Attempted Rape	12	36	0	3	1	3	0	2	0	1	0	3
Other Sexual Offences	58	173	10	31	5	12	1	9	0	2	0	2
Robbery	0	0	2	1	1	1	2	0	1	1	1	1
Armed Robbery	0	0	0	0	0	0	0	0	0	0	0	0
Unarmed Robbery	0	0	2	1	1	1	2	0	1	1	1	1
Extortion	0	0	0	0	0	0	0	0	0	1	0	0
Kidnapping & Abduction	7	5	0	1	0	0	0	1	0	0	0	0
Other Offences Against the Person	159	187	2	13	6	7	2	6	1	2	1	8
Offences Against the Person	353	494	43	76	39	42	49	38	38	40	23	53

* Those victims whose sex was not stated have not been included

Victims of Crime

By Age and Sex* - 2005/2006

Offence	20 - 24		25 - 29		30 - 39		40 - 49		50 & over		Not Stated	
	Male	Female	Male	Female	Male	Female	Male	Female	Male	Female	Male	Female
Far Northern Region												
Homicide (Murder)	1	0	0	0	0	0	1	0	1	0	0	0
Other Homicide	1	0	0	0	1	3	2	0	1	0	0	0
Attempted Murder	0	0	0	0	0	3	1	0	0	0	0	0
Conspiracy to Murder	0	0	0	0	0	0	0	0	0	0	0	0
Manslaughter (excl. by Driving)	0	0	0	0	0	0	0	0	1	0	0	0
Driving Causing Death	1	0	0	0	1	0	1	0	0	0	0	0
Assault	149	197	178	201	368	283	218	160	158	68	49	24
Grievous Assault	11	5	9	3	21	8	18	10	18	2	0	1
Serious Assault	80	99	66	100	97	152	82	79	60	27	9	3
Serious Assault (Other)	10	10	16	19	53	13	26	6	15	9	11	9
Other Assault	48	83	87	79	197	110	92	65	65	30	29	11
Sexual Offences	5	51	0	31	2	29	9	20	3	15	1	12
Rape & Attempted Rape	2	17	0	13	0	15	0	8	0	3	0	2
Other Sexual Offences	3	34	0	18	2	14	9	12	3	12	1	10
Robbery	6	11	5	6	8	7	9	5	4	3	1	0
Armed Robbery	2	0	1	0	0	0	1	1	1	0	0	0
Unarmed Robbery	4	11	4	6	8	7	8	4	3	3	1	0
Extortion	0	0	0	0	1	0	0	0	1	0	1	0
Kidnapping & Abduction	0	2	0	5	0	1	3	4	0	0	0	0
Other Offences Against the Person	6	16	8	11	9	19	16	15	5	13	22	16
Offences Against the Person	168	277	191	254	389	342	258	204	173	99	74	52
Northern Region												
Homicide (Murder)	2	0	1	0	0	2	0	0	0	1	0	0
Other Homicide	0	2	1	0	1	0	2	1	0	1	0	0
Attempted Murder	0	0	0	0	1	0	1	1	0	0	0	0
Conspiracy to Murder	0	0	0	0	0	0	0	0	0	0	0	0
Manslaughter (excl. by Driving)	0	1	0	0	0	0	0	0	0	0	0	0
Driving Causing Death	0	1	1	0	0	0	1	0	0	1	0	0
Assault	164	188	170	154	302	236	163	109	85	46	52	25
Grievous Assault	19	7	12	6	26	12	14	5	5	6	0	1
Serious Assault	77	103	65	76	83	120	69	53	39	19	7	3
Serious Assault (Other)	10	7	22	12	49	19	20	9	14	5	14	2
Other Assault	58	71	71	60	144	85	60	42	27	16	31	19
Sexual Offences	6	23	6	12	1	23	5	8	1	2	1	12
Rape & Attempted Rape	1	12	3	6	0	17	2	3	0	0	0	1
Other Sexual Offences	5	11	3	6	1	6	3	5	1	2	1	11
Robbery	9	1	3	0	7	2	5	2	8	0	0	0
Armed Robbery	2	0	1	0	2	1	1	1	4	0	0	0
Unarmed Robbery	7	1	2	0	5	1	4	1	4	0	0	0
Extortion	0	0	0	0	0	0	0	0	1	0	0	0
Kidnapping & Abduction	1	5	0	4	0	7	0	0	0	1	0	0
Other Offences Against the Person	6	16	7	11	17	17	20	13	13	9	9	8
Offences Against the Person	188	235	188	181	328	287	195	133	108	60	62	45
Central Region												
Homicide (Murder)	0	0	1	1	2	1	0	0	0	1	0	0
Other Homicide	3	1	1	0	1	0	0	0	1	1	0	0
Attempted Murder	3	0	1	0	1	0	0	0	0	0	0	0
Conspiracy to Murder	0	0	0	0	0	0	0	0	0	0	0	0
Manslaughter (excl. by Driving)	0	0	0	0	0	0	0	0	0	0	0	0
Driving Causing Death	0	1	0	0	0	0	0	0	1	1	0	0
Assault	126	99	153	81	262	136	149	86	106	36	39	11
Grievous Assault	13	3	7	3	13	4	15	3	8	1	1	2
Serious Assault	68	50	52	28	93	65	54	46	53	14	4	2
Serious Assault (Other)	15	6	28	10	37	8	17	2	11	2	5	1
Other Assault	30	40	66	40	119	59	63	35	34	19	29	6
Sexual Offences	1	31	0	22	6	34	3	18	1	9	2	9
Rape & Attempted Rape	0	8	0	10	0	11	0	4	0	3	0	2
Other Sexual Offences	1	23	0	12	6	23	3	14	1	6	2	7
Robbery	3	1	4	2	5	4	9	2	4	4	0	0
Armed Robbery	0	1	0	0	1	0	1	0	1	2	0	0
Unarmed Robbery	3	0	4	2	4	4	8	2	3	2	0	0
Extortion	0	0	1	0	0	0	1	1	0	0	0	0
Kidnapping & Abduction	0	4	0	2	1	7	1	3	0	1	0	3
Other Offences Against the Person	13	17	12	16	35	15	16	17	25	11	17	17
Offences Against the Person	146	153	172	124	312	197	179	127	137	63	58	40

* Those victims whose sex was not stated have not been included

Victims of Crime

By Age and Sex* - 2005/2006

Offence	0 - 14		15		16		17		18		19	
	Male	Female	Male	Female	Male	Female	Male	Female	Male	Female	Male	Female
North Coast Region												
Homicide (Murder)	1	0	0	0	0	0	0	0	0	0	0	0
Other Homicide	2	1	1	0	0	0	0	0	2	0	1	0
Attempted Murder	2	1	0	0	0	0	0	0	0	0	1	0
Conspiracy to Murder	0	0	0	0	0	0	0	0	0	0	0	0
Manslaughter (excl. by Driving)	0	0	0	0	0	0	0	0	0	0	0	0
Driving Causing Death	0	0	1	0	0	0	0	0	2	0	0	0
Assault	306	169	70	60	66	37	76	37	65	35	65	24
Grievous Assault	1	2	5	0	7	0	4	1	1	0	6	0
Serious Assault	161	76	39	39	37	21	47	17	48	18	41	9
Serious Assault (Other)	13	10	2	0	1	1	2	2	2	2	2	2
Other Assault	131	81	24	21	21	15	23	17	14	15	16	13
Sexual Offences	105	417	8	67	18	58	7	34	1	15	0	20
Rape & Attempted Rape	12	77	0	14	1	18	0	7	0	4	0	9
Other Sexual Offences	93	340	8	53	17	40	7	27	1	11	0	11
Robbery	14	5	16	2	8	3	6	0	6	3	8	2
Armed Robbery	2	0	7	0	4	0	1	0	2	1	1	1
Unarmed Robbery	12	5	9	2	4	3	5	0	4	2	7	1
Extortion	1	0	0	0	0	0	0	0	0	0	0	0
Kidnapping & Abduction	6	3	0	2	0	1	0	1	0	2	0	0
Other Offences Against the Person	116	114	4	15	4	9	3	13	6	6	3	3
Offences Against the Person	551	709	99	146	96	108	92	85	80	61	77	49
Southern Region												
Homicide (Murder)	0	0	0	0	0	0	0	0	0	0	0	0
Other Homicide	1	0	0	0	1	0	0	0	0	0	0	0
Attempted Murder	0	0	0	0	0	0	0	0	0	0	0	0
Conspiracy to Murder	0	0	0	0	0	0	0	0	0	0	0	0
Manslaughter (excl. by Driving)	0	0	0	0	0	0	0	0	0	0	0	0
Driving Causing Death	1	0	0	0	1	0	0	0	0	0	0	0
Assault	190	127	41	48	33	25	38	35	48	31	34	25
Grievous Assault	6	2	0	1	1	1	3	2	2	0	3	0
Serious Assault	96	56	25	20	19	13	23	21	30	13	21	17
Serious Assault (Other)	6	1	2	1	1	0	1	1	1	0	0	1
Other Assault	82	68	14	26	12	11	11	11	15	18	10	7
Sexual Offences	73	311	12	40	3	48	2	21	2	32	0	9
Rape & Attempted Rape	10	60	1	16	1	21	0	13	1	23	0	4
Other Sexual Offences	63	251	11	24	2	27	2	8	1	9	0	5
Robbery	6	2	2	1	6	0	2	1	5	0	7	0
Armed Robbery	1	0	0	0	1	0	1	0	0	0	1	0
Unarmed Robbery	5	2	2	1	5	0	1	1	5	0	6	0
Extortion	0	0	0	0	0	0	0	0	0	0	0	0
Kidnapping & Abduction	6	7	0	0	0	3	1	2	0	2	0	0
Other Offences Against the Person	130	124	5	11	4	6	3	2	0	6	0	9
Offences Against the Person	406	571	60	100	47	82	46	61	55	71	41	43
South Eastern Region												
Homicide (Murder)	0	1	0	0	0	1	0	0	0	0	0	0
Other Homicide	1	2	0	0	1	1	2	0	0	0	0	1
Attempted Murder	0	1	0	0	0	0	2	0	0	0	0	0
Conspiracy to Murder	0	0	0	0	0	0	0	0	0	0	0	0
Manslaughter (excl. by Driving)	0	0	0	0	0	0	0	0	0	0	0	0
Driving Causing Death	1	1	0	0	1	1	0	0	0	0	0	1
Assault	170	120	48	42	58	36	61	29	56	22	62	26
Grievous Assault	2	4	2	0	1	2	2	1	9	0	6	0
Serious Assault	83	56	27	17	39	16	41	17	35	7	40	16
Serious Assault (Other)	10	6	0	1	1	2	3	0	3	1	3	3
Other Assault	75	54	19	24	17	16	15	11	9	14	13	7
Sexual Offences	74	269	11	57	2	50	2	60	7	16	0	15
Rape & Attempted Rape	7	59	0	17	0	10	0	8	0	11	0	6
Other Sexual Offences	67	210	11	40	2	40	2	52	7	5	0	9
Robbery	17	3	13	1	16	3	26	5	26	6	14	5
Armed Robbery	4	1	5	0	7	1	10	1	11	4	2	1
Unarmed Robbery	13	2	8	1	9	2	16	4	15	2	12	4
Extortion	0	0	1	0	0	0	0	0	0	0	0	0
Kidnapping & Abduction	4	7	0	0	0	0	0	0	0	4	1	1
Other Offences Against the Person	66	86	8	6	3	2	4	8	2	8	1	5
Offences Against the Person	332	488	81	106	80	93	95	102	91	56	78	53

* Those victims whose sex was not stated have not been included.

Victims of Crime

By Age and Sex* - 2005/2006

Offence	20 - 24		25 - 29		30 - 39		40 - 49		50 & over		Not Stated	
	Male	Female	Male	Female	Male	Female	Male	Female	Male	Female	Male	Female
North Coast Region												
Homicide (Murder)	0	1	0	0	1	0	1	1	1	1	0	1
Other Homicide	1	1	1	0	2	3	3	2	1	3	2	0
Attempted Murder	0	0	0	0	0	0	1	2	1	3	1	0
Conspiracy to Murder	0	0	0	0	0	0	0	0	0	0	0	0
Manslaughter (excl. by Driving)	0	0	0	0	1	0	0	0	0	0	0	0
Driving Causing Death	1	1	1	0	1	1	2	0	0	0	1	0
Assault	209	152	181	125	427	270	284	146	216	91	76	24
Grievous Assault	17	2	15	4	23	7	18	1	15	7	1	0
Serious Assault	130	77	92	61	155	130	129	58	91	41	8	7
Serious Assault (Other)	8	7	14	6	53	21	26	6	27	5	14	8
Other Assault	54	66	60	54	196	112	111	81	83	38	53	9
Sexual Offences	3	65	4	26	5	45	3	23	1	19	8	25
Rape & Attempted Rape	1	24	2	10	1	19	0	13	0	7	0	0
Other Sexual Offences	2	41	2	16	4	26	3	10	1	12	8	25
Robbery	17	6	13	3	11	9	12	2	14	10	2	1
Armed Robbery	8	2	2	0	2	4	5	0	6	3	1	0
Unarmed Robbery	9	4	11	3	9	5	7	2	8	7	1	1
Extortion	0	0	0	0	2	3	1	0	0	1	1	0
Kidnapping & Abduction	2	3	0	2	2	4	0	1	0	1	1	0
Other Offences Against the Person	11	19	16	12	39	42	31	38	36	18	27	17
Offences Against the Person	243	247	215	168	489	376	335	213	269	144	117	68
Southern Region												
Homicide (Murder)	0	0	0	1	0	0	1	0	2	2	0	1
Other Homicide	0	0	2	0	2	1	1	2	1	1	1	0
Attempted Murder	0	0	2	0	1	1	1	2	1	0	1	0
Conspiracy to Murder	0	0	0	0	0	0	0	0	0	0	0	0
Manslaughter (excl. by Driving)	0	0	0	0	0	0	0	0	0	0	0	0
Driving Causing Death	0	0	0	0	1	0	0	0	0	1	0	0
Assault	179	103	158	100	244	173	171	92	101	36	44	10
Grievous Assault	11	0	6	2	13	1	12	3	4	0	1	0
Serious Assault	113	61	57	44	86	95	78	47	54	14	4	2
Serious Assault (Other)	8	6	23	5	37	22	23	3	7	7	8	0
Other Assault	47	36	72	49	108	55	58	39	36	15	31	8
Sexual Offences	5	34	9	20	8	36	5	33	0	10	10	11
Rape & Attempted Rape	1	16	2	6	0	14	0	8	0	2	0	0
Other Sexual Offences	4	18	7	14	8	22	5	25	0	8	10	11
Robbery	7	8	7	5	5	3	11	6	3	4	4	0
Armed Robbery	2	2	3	1	2	3	4	4	1	1	2	0
Unarmed Robbery	5	6	4	4	3	0	7	2	2	3	2	0
Extortion	0	0	0	0	3	1	1	0	0	0	0	0
Kidnapping & Abduction	1	4	0	4	2	6	2	2	0	0	0	0
Other Offences Against the Person	13	25	16	21	26	36	18	24	19	13	19	18
Offences Against the Person	205	174	192	151	290	256	210	159	126	66	78	40
South Eastern Region												
Homicide (Murder)	2	0	0	0	1	2	1	0	2	0	0	0
Other Homicide	2	1	2	0	8	2	1	1	5	0	0	0
Attempted Murder	2	0	2	0	5	2	0	0	2	0	0	0
Conspiracy to Murder	0	0	0	0	1	0	1	0	0	0	0	0
Manslaughter (excl. by Driving)	0	0	0	0	0	0	0	0	0	0	0	0
Driving Causing Death	0	1	0	0	2	0	0	1	3	0	0	0
Assault	222	135	208	125	470	213	260	151	207	70	47	15
Grievous Assault	23	5	20	2	26	5	14	2	9	1	0	1
Serious Assault	144	64	97	50	192	92	119	70	113	37	15	1
Serious Assault (Other)	12	17	31	17	69	28	24	11	16	7	9	3
Other Assault	43	49	60	56	183	88	103	68	69	25	23	10
Sexual Offences	7	41	1	21	5	30	3	20	2	20	5	23
Rape & Attempted Rape	1	22	0	6	0	14	1	10	0	8	1	3
Other Sexual Offences	6	19	1	15	5	16	2	10	2	12	4	20
Robbery	38	19	23	9	21	9	19	12	22	10	2	0
Armed Robbery	17	5	10	2	11	3	10	5	12	5	1	0
Unarmed Robbery	21	14	13	7	10	6	9	7	10	5	1	0
Extortion	0	0	0	0	2	0	2	1	4	0	2	0
Kidnapping & Abduction	1	4	0	1	0	1	2	1	2	1	0	0
Other Offences Against the Person	17	31	19	34	47	44	31	41	30	18	16	16
Offences Against the Person	289	231	253	190	554	301	319	227	274	119	72	54

* Those victims whose sex was not stated have not been included.

Victims of Crime

By Age and Sex* - 2005/2006

Offence	0 - 14		15		16		17		18		19	
	Male	Female	Male	Female	Male	Female	Male	Female	Male	Female	Male	Female
Metropolitan North Region												
Homicide (Murder)	0	0	0	0	0	0	0	0	0	0	0	0
Other Homicide	0	0	0	0	1	0	0	0	0	0	1	0
Attempted Murder	0	0	0	0	1	0	0	0	0	0	0	0
Conspiracy to Murder	0	0	0	0	0	0	0	0	0	0	0	0
Manslaughter (excl. by Driving)	0	0	0	0	0	0	0	0	0	0	0	0
Driving Causing Death	0	0	0	0	0	0	0	0	0	0	1	0
Assault	114	74	27	32	25	28	44	20	51	28	69	35
Grievous Assault	1	0	2	1	4	0	7	2	6	1	5	1
Serious Assault	57	29	14	15	16	9	17	6	35	18	39	20
Serious Assault (Other)	9	2	1	0	0	2	1	2	1	0	1	1
Other Assault	47	43	10	16	5	17	19	10	9	9	24	13
Sexual Offences	56	124	10	32	9	35	8	19	1	19	1	28
Rape & Attempted Rape	3	18	0	10	1	5	1	8	0	10	1	8
Other Sexual Offences	53	106	10	22	8	30	7	11	1	9	0	20
Robbery	16	2	7	1	12	4	8	2	10	6	10	1
Armed Robbery	9	1	3	0	4	0	5	0	2	1	3	1
Unarmed Robbery	7	1	4	1	8	4	3	2	8	5	7	0
Extortion	0	0	0	0	0	0	0	0	0	0	1	0
Kidnapping & Abduction	9	4	0	4	1	3	1	3	1	1	0	1
Other Offences Against the Person	69	57	3	5	1	8	3	4	4	5	1	8
Offences Against the Person	264	261	47	74	49	78	64	48	67	59	83	73
Metropolitan South Region												
Homicide (Murder)	1	0	0	0	0	0	0	0	0	0	0	0
Other Homicide	0	1	0	0	1	0	0	0	0	0	0	0
Attempted Murder	0	0	0	0	1	0	0	0	0	0	0	0
Conspiracy to Murder	0	0	0	0	0	0	0	0	0	0	0	0
Manslaughter (excl. by Driving)	0	1	0	0	0	0	0	0	0	0	0	0
Driving Causing Death	0	0	0	0	0	0	0	0	0	0	0	0
Assault	146	99	42	38	40	20	31	19	37	14	31	15
Grievous Assault	3	1	2	0	0	0	5	0	3	0	3	0
Serious Assault	66	52	21	19	26	10	22	15	22	4	16	7
Serious Assault (Other)	9	2	5	2	2	0	2	0	2	2	2	0
Other Assault	68	44	14	17	12	10	2	4	12	8	10	8
Sexual Offences	46	187	8	38	4	30	0	19	0	14	2	20
Rape & Attempted Rape	7	27	2	11	0	9	0	3	0	5	2	8
Other Sexual Offences	39	160	6	27	4	21	0	16	0	9	0	12
Robbery	17	2	8	3	29	4	15	4	22	4	14	2
Armed Robbery	6	1	5	1	8	1	8	1	8	2	6	0
Unarmed Robbery	11	1	3	2	21	3	7	3	14	2	8	2
Extortion	1	0	0	0	1	0	0	0	0	0	0	0
Kidnapping & Abduction	4	11	0	2	2	1	0	1	1	0	0	1
Other Offences Against the Person	58	55	5	12	6	9	4	10	8	2	4	8
Offences Against the Person	273	355	63	93	83	64	50	53	68	34	51	46
Queensland												
Homicide (Murder)	2	3	0	0	0	1	0	0	0	0	0	0
Other Homicide	4	4	1	1	5	1	2	0	2	0	2	1
Attempted Murder	2	2	0	0	2	0	2	0	0	0	1	0
Conspiracy to Murder	0	0	0	0	0	0	0	0	0	0	0	0
Manslaughter (excl. by Driving)	0	1	0	0	0	0	0	0	0	0	0	0
Driving Causing Death	2	1	1	1	3	1	0	0	2	0	1	1
Assault	1375	1021	320	333	299	227	348	244	345	264	348	248
Grievous Assault	22	12	16	6	17	4	28	10	29	1	29	7
Serious Assault	628	445	172	163	179	108	209	123	222	130	207	149
Serious Assault (Other)	63	37	16	6	8	7	11	8	9	9	10	9
Other Assault	662	527	116	158	95	108	100	103	85	124	102	83
Sexual Offences	504	1932	74	360	46	270	22	203	14	124	5	115
Rape & Attempted Rape	60	364	7	82	4	75	1	61	2	67	3	46
Other Sexual Offences	444	1568	67	278	42	195	21	142	12	57	2	69
Robbery	77	16	51	10	76	19	67	13	76	22	59	13
Armed Robbery	23	3	22	2	26	2	31	2	25	8	14	3
Unarmed Robbery	54	13	29	8	50	17	36	11	51	14	45	10
Extortion	2	0	1	0	1	0	0	0	0	1	1	0
Kidnapping & Abduction	40	49	0	14	3	9	2	8	4	12	1	3
Other Offences Against the Person	784	787	37	75	31	49	22	55	22	32	15	44
Offences Against the Person	2788	3812	484	793	461	576	463	523	463	455	431	424

* Those victims whose sex was not stated have not been included.

Victims of Crime

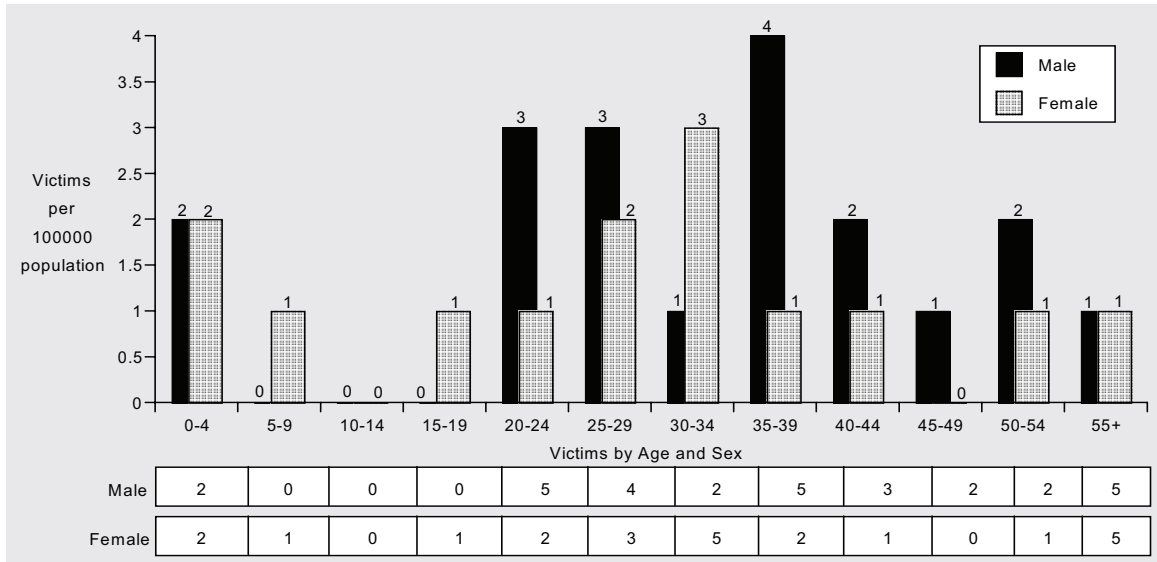
By Age and Sex* - 2005/2006

Offence	20 - 24		25 - 29		30 - 39		40 - 49		50 & over		Not Stated	
	Male	Female	Male	Female	Male	Female	Male	Female	Male	Female	Male	Female
Metropolitan North Region												
Homicide (Murder)	0	0	2	1	2	0	0	0	0	0	0	0
Other Homicide	0	0	2	0	0	0	0	1	3	1	0	0
Attempted Murder	0	0	2	0	0	0	0	0	2	1	0	0
Conspiracy to Murder	0	0	0	0	0	0	0	1	1	0	0	0
Manslaughter (excl. by Driving)	0	0	0	0	0	0	0	0	0	0	0	0
Driving Causing Death	0	0	0	0	0	0	0	0	0	0	0	0
Assault	315	122	293	115	480	178	241	81	144	55	89	16
Grievous Assault	18	3	18	1	14	4	9	2	5	0	2	0
Serious Assault	187	54	127	38	159	74	91	34	63	16	9	1
Serious Assault (Other)	15	10	28	14	58	11	22	5	14	6	21	4
Other Assault	95	55	120	62	249	89	119	40	62	33	57	11
Sexual Offences	9	64	6	32	12	57	7	27	1	16	6	10
Rape & Attempted Rape	1	19	1	7	1	25	1	8	0	3	0	1
Other Sexual Offences	8	45	5	25	11	32	6	19	1	13	6	9
Robbery	40	20	39	10	32	12	19	4	24	22	6	1
Armed Robbery	15	3	16	3	13	3	9	0	15	6	4	1
Unarmed Robbery	25	17	23	7	19	9	10	4	9	16	2	0
Extortion	0	1	0	0	0	1	2	0	2	0	1	0
Kidnapping & Abduction	0	7	1	0	3	6	0	0	0	1	0	0
Other Offences Against the Person	21	38	18	28	40	49	34	29	27	18	8	10
Offences Against the Person	385	252	361	186	569	303	303	142	201	113	110	37
Metropolitan South Region												
Homicide (Murder)	0	1	0	0	1	2	1	0	1	1	0	0
Other Homicide	1	1	2	0	3	2	1	1	3	2	0	0
Attempted Murder	1	0	2	0	2	2	0	0	3	0	0	0
Conspiracy to Murder	0	0	0	0	0	0	0	0	0	0	0	0
Manslaughter (excl. by Driving)	0	0	0	0	0	0	1	0	0	1	0	0
Driving Causing Death	0	1	0	0	1	0	0	1	0	1	0	0
Assault	160	90	188	82	306	140	174	114	128	49	56	25
Grievous Assault	16	5	14	2	16	5	13	2	8	0	2	0
Serious Assault	74	39	73	36	87	59	73	51	64	23	10	3
Serious Assault (Other)	14	5	20	5	52	17	19	16	13	7	10	3
Other Assault	56	41	81	39	151	59	69	45	43	19	34	19
Sexual Offences	9	47	8	33	9	51	2	17	3	18	2	4
Rape & Attempted Rape	2	15	6	11	0	15	1	8	1	3	0	0
Other Sexual Offences	7	32	2	22	9	36	1	9	2	15	2	4
Robbery	49	15	28	5	23	12	25	9	19	14	2	1
Armed Robbery	25	7	11	3	11	2	10	5	5	3	2	0
Unarmed Robbery	24	8	17	2	12	10	15	4	14	11	0	1
Extortion	1	0	1	0	0	2	6	0	3	0	3	2
Kidnapping & Abduction	0	5	0	0	2	5	0	3	1	1	0	0
Other Offences Against the Person	20	32	15	25	47	39	31	31	34	19	22	23
Offences Against the Person	240	191	242	145	391	253	240	175	192	104	85	55
Queensland												
Homicide (Murder)	5	2	4	3	7	7	5	1	7	6	0	2
Other Homicide	8	6	11	0	18	11	10	8	15	9	3	0
Attempted Murder	6	0	9	0	10	10	4	5	9	4	2	0
Conspiracy to Murder	0	0	0	0	1	0	1	1	1	0	0	0
Manslaughter (excl. by Driving)	0	1	0	0	1	0	1	0	1	1	0	0
Driving Causing Death	2	5	2	0	6	1	4	2	4	4	1	0
Assault	1524	1086	1529	983	2859	1629	1660	939	1145	451	452	150
Grievous Assault	128	30	101	23	152	46	113	28	72	17	7	5
Serious Assault	873	547	629	433	952	787	695	438	537	191	66	22
Serious Assault (Other)	92	68	182	88	408	139	177	58	117	48	92	30
Other Assault	431	441	617	439	1347	657	675	415	419	195	287	93
Sexual Offences	45	356	34	197	48	305	37	166	12	109	35	106
Rape & Attempted Rape	9	133	14	69	2	130	5	62	1	29	1	9
Other Sexual Offences	36	223	20	128	46	175	32	104	11	80	34	97
Robbery	169	81	122	40	112	58	109	42	98	67	17	3
Armed Robbery	71	20	44	9	42	16	41	16	45	20	10	1
Unarmed Robbery	98	61	78	31	70	42	68	26	53	47	7	2
Extortion	1	1	2	0	8	7	13	2	11	1	8	2
Kidnapping & Abduction	5	34	1	18	10	37	8	14	3	6	1	3
Other Offences Against the Person	107	194	111	158	260	261	197	208	189	119	140	125
Offences Against the Person	1864	1760	1814	1399	3322	2315	2039	1380	1480	768	656	391

* Those victims whose sex was not stated have not been included.

Victims of Crime

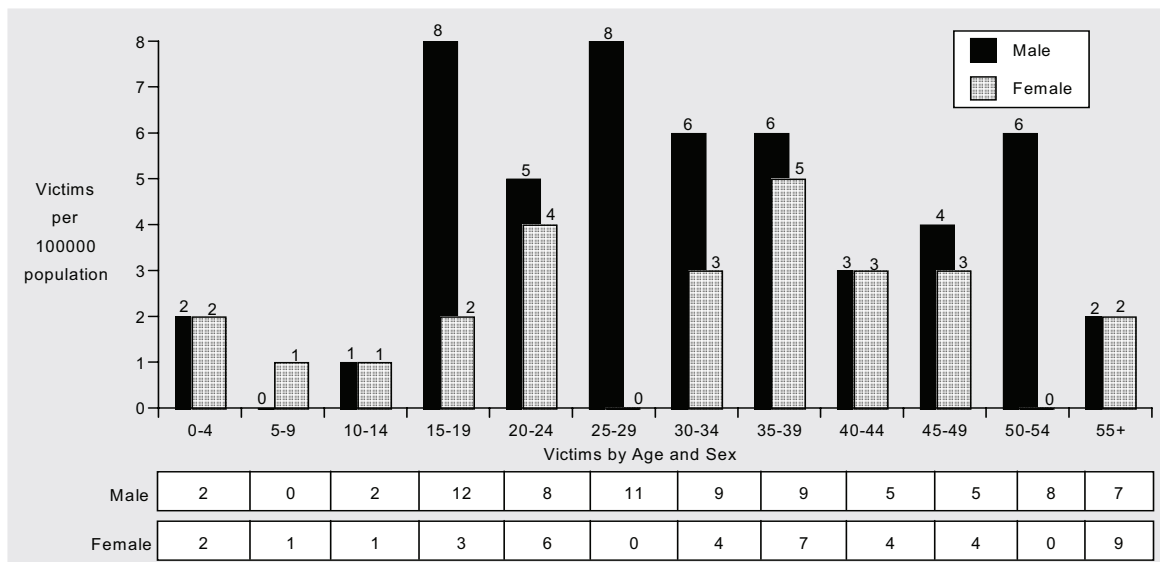
Homicide (Murder) - 2005/2006*



Low rates of victimisation for Homicide (Murder) offences mean that rates fluctuate across age groups and from year to year. In 2005/06, males (aged thirty-five to thirty-nine years) were most likely to be

victims of Homicide. Overall, 57% of victims were male. There were no victims in the ten to fourteen year age group.

Other Homicide - 2005/2006*



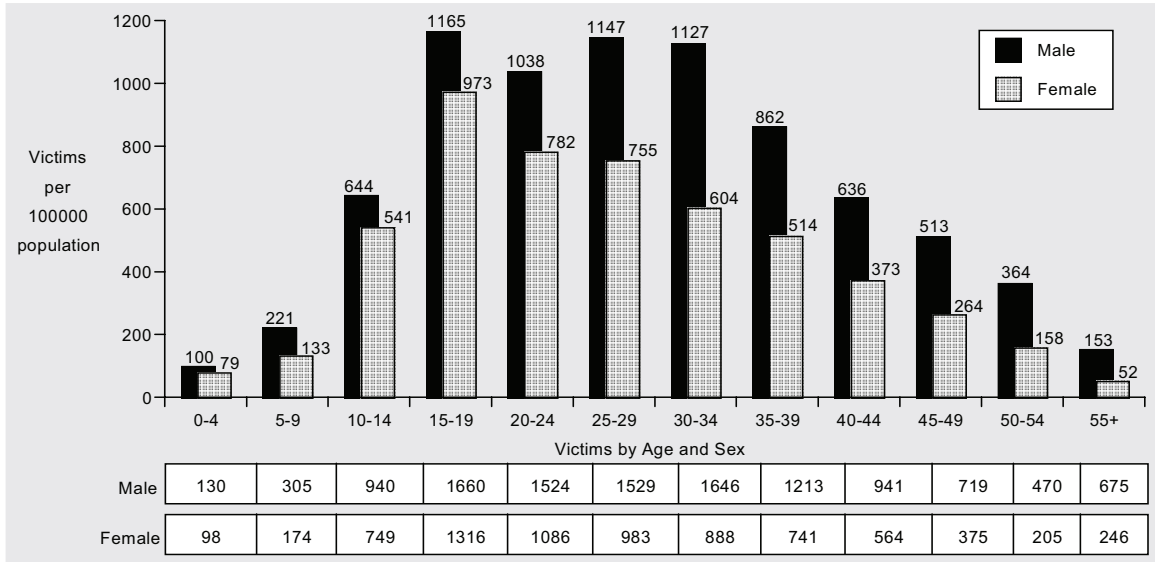
Other Homicide offences are also subject to fluctuations across age groups and from year to year as a result of low rates of victimisation. Males aged fifteen to thirty-nine were most likely to be victims. Overall, 66%

of victims were male. Of all female victims, those aged twenty to thirty-nine years were most likely to be victims of Other Homicide.

* Only those offences where the victim's age and sex were identified are included.

Victims of Crime

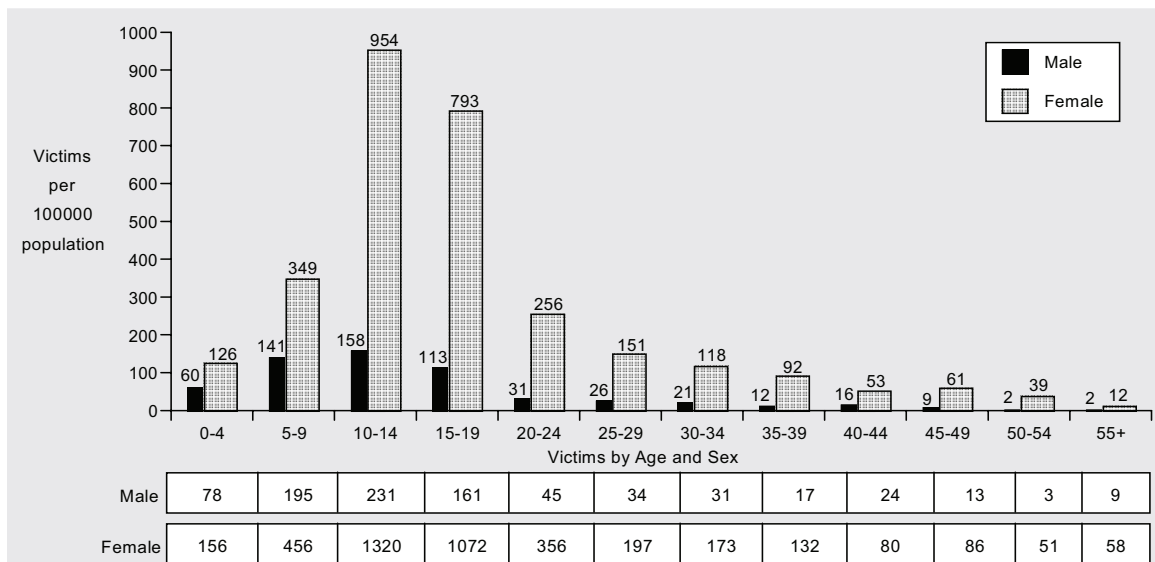
Assault - 2005/2006*



At every age, males were more likely to be victims of Assault than females (61% of victims were male). Males aged fifteen to nineteen years were most likely to be victims. More females aged fifteen to nineteen years

were victims compared with females in other age groups. The likelihood of being a victim of Assault decreased with increasing age as is evidenced in the graph above.

Sexual Offences - 2005/2006*



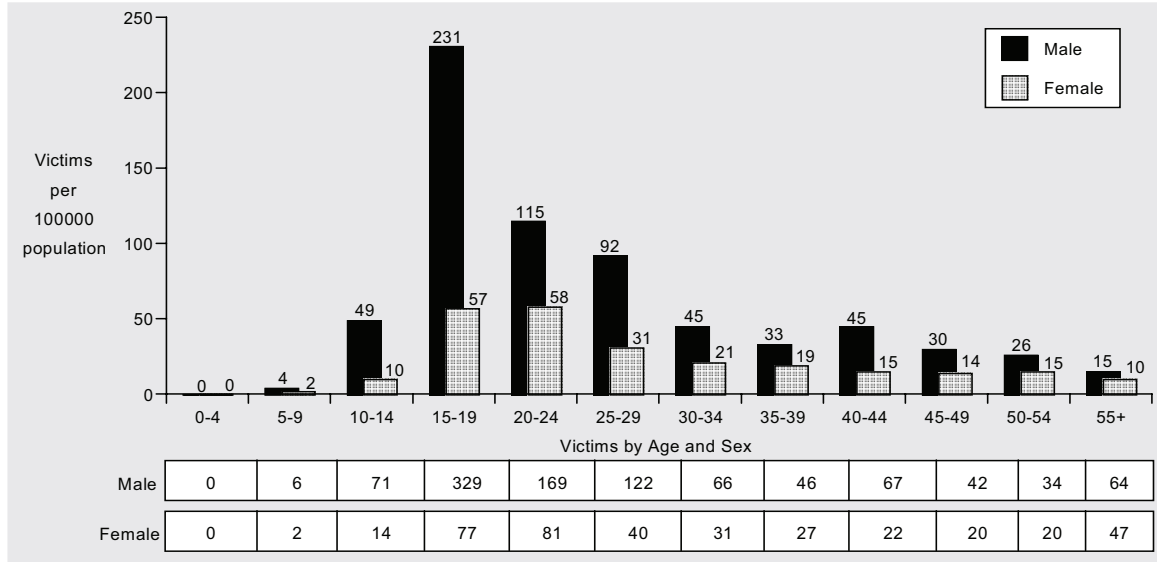
The offence category of Sexual Offences is unique in that the number of female victims far outweighs the number of male victims (83% of victims were female). At every age, females were significantly more likely to

be victims than males with females in the ten to fourteen year age group the most likely. In fact, at this age females were almost six times more likely to be victims of Sexual Offences than males.

* Only those offences where the victim's age and sex were identified are included.

Victims of Crime

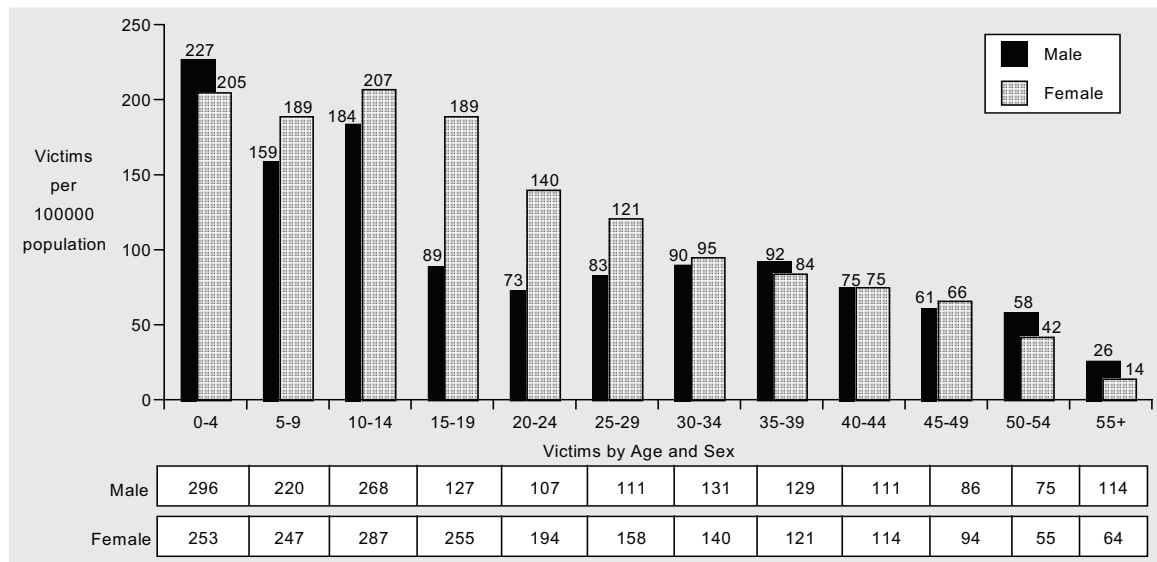
Robbery - 2005/2006*



As with most other person offence types, males were significantly more likely to be victims of Robbery than females (73% of victims were male). Males aged fifteen to nineteen years were most likely to be victims. After

the age of nineteen years, the likelihood of being a victim decreased significantly with increasing age. Note that Robbery is unique in that a large proportion of victims are companies not individuals.

Other Offences Against the Person - 2005/2006*



Other Offences Against the Person is an amalgam of a number of different offence types including Ill Treatment of Children, Stalking, Armed to Cause Fear, etc. This offence category, like Sexual Offences, is unique in that females are more likely to be victims than males.

Females aged ten to fourteen years are the most likely victims of this offence type. The likelihood of being a victim decreases after the age of fourteen years, another reason why this offence category is unique.

* Only those offences where the victim's age and sex were identified are included.