

Offender/Victim Relationships

This section provides details of the types of relationships between offenders and victims for all Offences Against the Person where an offender has been proceeded against.

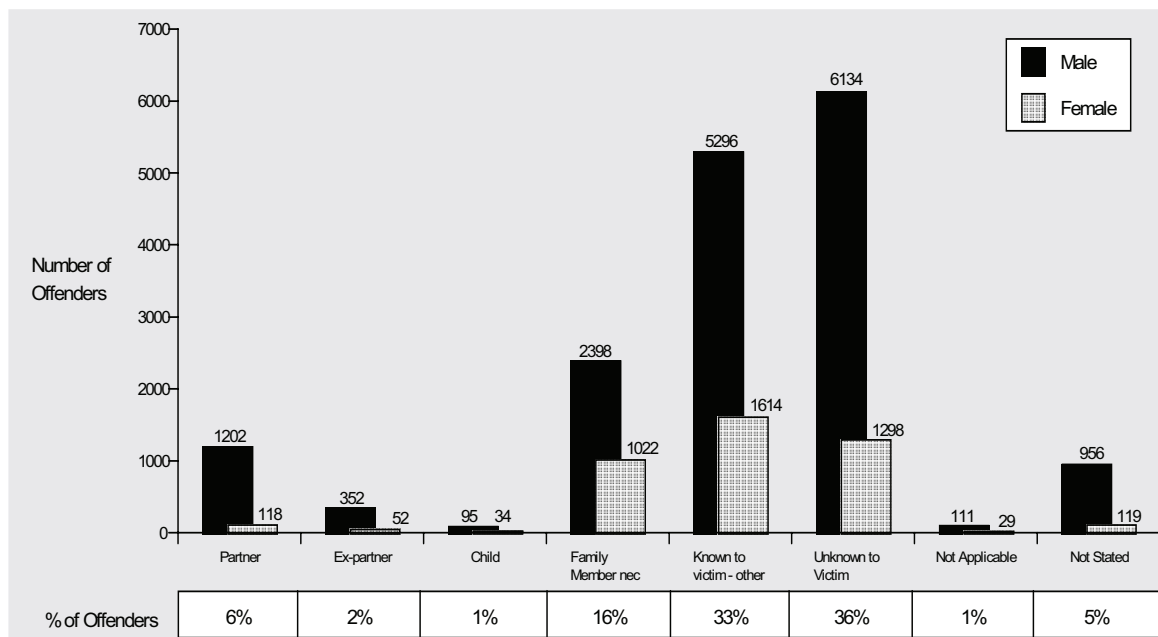
The statistics in this section are counts of offenders, rather than victims or relationships. Therefore, if an offender commits an offence against more than one victim in a single incident, only the offender's relationship with the primary victim is recorded.

The relationship classifications used are derived from those used by the Australian Bureau of Statistics in *Recorded Crime Australia* (Catalogue No. 4510.0).

As illustrated in the graph below, the offender was known to the victim in more than half of the cases where the relationship was identified, including twenty-five percent where the offender and victim were related. The remaining 'Known to Victim' classification includes friends, colleagues, and both professional and other acquaintances.

The 'Not Applicable' category includes those offences where the victim was an organisation or the offence was victimless (that is, the offence was a "Regina" offence).

Offences Against the Person* - 2005/2006



* Only those offenders whose age and sex were identified are included.

Offender/Victim Relationships

Offenders By Sex Et Relationship to Victim* - 2005/2006

Offence	Partner		Ex-Partner		Child		Other Family Member <i>n.e.c.</i>	
	Male	Female	Male	Female	Male	Female	Male	Female
Far Northern Region								
Homicide (Murder)	1	0	0	0	0	0	0	0
Other Homicide	2	0	0	0	0	0	0	0
Attempted Murder	2	0	0	0	0	0	0	0
Conspiracy to Murder	0	0	0	0	0	0	0	0
Manslaughter (excl. by Driving)	0	0	0	0	0	0	0	0
Driving Causing Death	0	0	0	0	0	0	0	0
Assault	280	34	50	9	13	12	201	104
Grievous Assault	15	15	0	2	1	1	7	7
Serious Assault	182	12	34	4	6	8	106	40
Serious Assault (Other)	10	1	0	0	0	1	14	7
Common Assault	73	6	16	3	6	2	74	50
Sexual Offences	11	1	4	0	0	0	119	3
Rape & Attempted Rape	6	0	4	0	0	0	31	1
Other Sexual Offences	5	1	0	0	0	0	88	2
Robbery	1	0	1	0	0	0	1	0
Armed Robbery	0	0	0	0	0	0	0	0
Unarmed Robbery	1	0	1	0	0	0	1	0
Extortion	0	0	0	0	0	0	0	0
Kidnapping & Abduction	6	0	2	0	0	1	1	0
Other Offences Against the Person	9	2	4	3	0	0	73	107
Offences Against the Person	310	37	61	12	13	13	395	214
Northern Region								
Homicide (Murder)	3	1	0	0	0	0	1	0
Other Homicide	1	3	0	0	0	0	0	0
Attempted Murder	1	3	0	0	0	0	0	0
Conspiracy to Murder	0	0	0	0	0	0	0	0
Manslaughter (excl. by Driving)	0	0	0	0	0	0	0	0
Driving Causing Death	0	0	0	0	0	0	0	0
Assault	195	25	45	4	11	1	155	93
Grievous Assault	15	16	4	2	2	0	9	10
Serious Assault	136	7	28	1	6	0	72	36
Serious Assault (Other)	4	1	1	1	0	0	4	3
Common Assault	40	1	12	0	3	1	70	44
Sexual Offences	9	0	7	0	0	0	90	7
Rape & Attempted Rape	3	0	1	0	0	0	35	4
Other Sexual Offences	6	0	6	0	0	0	55	3
Robbery	0	0	0	0	0	0	0	0
Armed Robbery	0	0	0	0	0	0	0	0
Unarmed Robbery	0	0	0	0	0	0	0	0
Extortion	0	0	0	0	0	0	0	0
Kidnapping & Abduction	2	0	3	0	0	0	4	1
Other Offences Against the Person	4	0	2	0	0	0	34	47
Offences Against the Person	214	29	57	4	11	1	284	148
Central Region								
Homicide (Murder)	2	0	1	0	0	0	1	0
Other Homicide	0	1	0	1	0	0	0	0
Attempted Murder	0	1	0	1	0	0	0	0
Conspiracy to Murder	0	0	0	0	0	0	0	0
Manslaughter (excl. by Driving)	0	0	0	0	0	0	0	0
Driving Causing Death	0	0	0	0	0	0	0	0
Assault	95	7	28	5	3	1	85	46
Grievous Assault	7	4	0	0	0	0	4	3
Serious Assault	64	2	19	1	0	0	49	26
Serious Assault (Other)	3	1	1	0	1	1	3	1
Common Assault	21	0	8	4	2	0	29	16
Sexual Offences	11	1	1	0	0	0	113	1
Rape & Attempted Rape	0	0	1	0	0	0	23	0
Other Sexual Offences	11	1	0	0	0	0	90	1
Robbery	0	0	1	0	0	0	0	1
Armed Robbery	0	0	0	0	0	0	0	0
Unarmed Robbery	0	0	1	0	0	0	0	1
Extortion	0	0	1	0	0	0	0	0
Kidnapping & Abduction	8	0	1	0	0	0	1	1
Other Offences Against the Person	6	0	9	0	1	0	60	88
Offences Against the Person	122	9	42	6	4	1	260	137

* Only those offenders whose age and sex were identified are included.

Offender/Victim Relationships

Offenders By Sex Et Relationship to Victim - 2005/2006*

Offence	Known to Victim - Other		Unknown to Victim		Not Applicable		Not Stated	
	Male	Female	Male	Female	Male	Female	Male	Female
Far Northern Region								
Homicide (Murder)	2	0	2	0	0	0	0	0
Other Homicide	3	0	4	0	0	0	1	0
Attempted Murder	2	0	0	0	0	0	0	0
Conspiracy to Murder	0	0	0	0	0	0	0	0
Manslaughter (excl. by Driving)	0	0	1	0	0	0	0	0
Driving Causing Death	1	0	3	0	0	0	1	0
Assault	479	203	520	143	1	0	15	7
Grievous Assault	20	11	24	3	0	0	0	0
Serious Assault	229	90	161	31	0	0	9	1
Serious Assault (Other)	30	21	69	19	0	0	0	1
Common Assault	200	81	266	90	1	0	6	5
Sexual Offences	202	9	56	0	0	0	26	1
Rape & Attempted Rape	53	0	9	0	0	0	0	0
Other Sexual Offences	149	9	47	0	0	0	26	1
Robbery	4	0	62	12	5	0	0	0
Armed Robbery	3	0	12	1	1	0	0	0
Unarmed Robbery	1	0	50	11	4	0	0	0
Extortion	0	0	3	0	0	0	0	0
Kidnapping & Abduction	8	1	10	0	0	0	0	1
Other Offences Against the Person	18	11	12	0	0	0	48	8
Offences Against the Person	716	224	669	155	6	0	90	17
Northern Region								
Homicide (Murder)	2	0	0	0	0	0	0	0
Other Homicide	1	1	2	0	0	0	0	0
Attempted Murder	0	0	0	0	0	0	0	0
Conspiracy to Murder	0	0	0	0	0	0	0	0
Manslaughter (excl. by Driving)	0	0	0	0	0	0	0	0
Driving Causing Death	1	1	2	0	0	0	0	0
Assault	410	209	436	147	0	0	5	1
Grievous Assault	34	13	23	1	0	0	0	0
Serious Assault	188	103	143	33	0	0	1	0
Serious Assault (Other)	38	8	64	24	0	0	0	0
Common Assault	150	85	206	89	0	0	4	1
Sexual Offences	105	9	28	0	1	0	20	1
Rape & Attempted Rape	30	1	2	0	0	0	0	0
Other Sexual Offences	75	8	26	0	1	0	20	1
Robbery	4	4	46	3	3	1	2	0
Armed Robbery	0	0	33	1	2	1	0	0
Unarmed Robbery	4	4	13	2	1	0	2	0
Extortion	0	0	1	0	0	0	0	0
Kidnapping & Abduction	7	0	1	1	0	0	0	0
Other Offences Against the Person	29	7	18	2	0	0	45	11
Offences Against the Person	558	230	532	153	4	1	72	13
Central Region								
Homicide (Murder)	6	0	1	0	0	0	0	0
Other Homicide	5	0	2	1	0	0	0	0
Attempted Murder	4	0	0	0	0	0	0	0
Conspiracy to Murder	0	0	0	0	0	0	0	0
Manslaughter (excl. by Driving)	0	0	0	0	0	0	0	0
Driving Causing Death	1	0	2	1	0	0	0	0
Assault	371	149	440	98	1	2	6	2
Grievous Assault	33	3	42	1	0	0	0	0
Serious Assault	177	67	137	16	0	0	1	0
Serious Assault (Other)	21	2	65	20	0	0	0	0
Common Assault	140	77	196	61	1	2	5	2
Sexual Offences	136	7	23	0	1	0	30	0
Rape & Attempted Rape	30	1	4	0	0	0	0	0
Other Sexual Offences	106	6	19	0	1	0	30	0
Robbery	10	3	33	1	2	0	1	1
Armed Robbery	2	1	18	1	1	0	0	1
Unarmed Robbery	8	2	15	0	1	0	1	0
Extortion	1	0	0	0	0	0	0	0
Kidnapping & Abduction	13	0	5	0	0	0	0	0
Other Offences Against the Person	35	6	26	2	0	0	59	5
Offences Against the Person	577	165	530	102	4	2	96	8

* Only those offenders whose age and sex were identified are included.

Offender/Victim Relationships

Offenders By Sex & Relationship to Victim* - 2005/2006

Offence	Partner		Ex-Partner		Child		Other Family Member <i>n.e.c.</i>	
	Male	Female	Male	Female	Male	Female	Male	Female
North Coast Region								
Homicide (Murder)	2	1	0	0	1	0	3	0
Other Homicide	6	0	0	0	1	0	0	0
Attempted Murder	4	0	0	0	1	0	0	0
Conspiracy to Murder	0	0	0	0	0	0	0	0
Manslaughter (excl. by Driving)	0	0	0	0	0	0	0	0
Driving Causing Death	2	0	0	0	0	0	0	0
Assault	150	12	38	9	18	6	156	72
Grievous Assault	8	5	0	0	2	0	6	2
Serious Assault	89	2	26	5	10	4	88	36
Serious Assault (Other)	6	0	1	0	1	0	6	2
Common Assault	47	5	11	4	5	2	56	32
Sexual Offences	10	0	5	0	1	0	253	17
Rape & Attempted Rape	3	0	0	0	0	0	48	3
Other Sexual Offences	7	0	5	0	1	0	205	14
Robbery	0	0	0	0	1	0	2	0
Armed Robbery	0	0	0	0	1	0	0	0
Unarmed Robbery	0	0	0	0	0	0	2	0
Extortion	0	0	0	0	0	0	0	0
Kidnapping & Abduction	2	0	2	0	1	0	5	2
Other Offences Against the Person	4	2	13	1	3	1	68	77
Offences Against the Person	174	15	58	10	26	7	487	168
Southern Region								
Homicide (Murder)	1	0	0	0	1	0	1	1
Other Homicide	3	1	0	0	1	0	3	1
Attempted Murder	3	0	0	0	1	0	1	1
Conspiracy to Murder	0	0	0	0	0	0	0	0
Manslaughter (excl. by Driving)	0	1	0	0	0	0	0	0
Driving Causing Death	0	0	0	0	0	0	2	0
Assault	99	5	33	6	8	2	101	48
Grievous Assault	4	4	0	0	0	0	4	2
Serious Assault	73	0	18	2	5	1	56	25
Serious Assault (Other)	3	0	6	0	1	0	6	1
Common Assault	19	1	9	4	2	1	35	20
Sexual Offences	10	1	2	0	0	0	195	16
Rape & Attempted Rape	3	0	1	0	0	0	48	0
Other Sexual Offences	7	1	1	0	0	0	147	16
Robbery	0	0	0	0	0	0	0	0
Armed Robbery	0	0	0	0	0	0	0	0
Unarmed Robbery	0	0	0	0	0	0	0	0
Extortion	0	0	0	0	0	0	0	0
Kidnapping & Abduction	7	0	2	0	0	0	0	0
Other Offences Against the Person	5	0	9	0	0	0	59	75
Offences Against the Person	125	7	46	6	10	2	359	141
South Eastern Region								
Homicide (Murder)	2	1	0	0	0	0	0	1
Other Homicide	0	0	1	0	0	0	1	2
Attempted Murder	0	0	1	0	0	0	1	2
Conspiracy to Murder	0	0	0	0	0	0	0	0
Manslaughter (excl. by Driving)	0	0	0	0	0	0	0	0
Driving Causing Death	0	0	0	0	0	0	0	0
Assault	98	8	27	4	12	1	90	37
Grievous Assault	9	3	0	0	0	0	6	2
Serious Assault	66	4	21	2	5	0	53	23
Serious Assault (Other)	3	0	1	0	3	0	3	3
Common Assault	20	1	5	2	4	1	28	9
Sexual Offences	7	0	3	0	0	0	106	4
Rape & Attempted Rape	1	0	1	0	0	0	30	0
Other Sexual Offences	6	0	2	0	0	0	76	4
Robbery	2	0	0	0	0	0	0	0
Armed Robbery	1	0	0	0	0	0	0	0
Unarmed Robbery	1	0	0	0	0	0	0	0
Extortion	0	0	0	0	0	1	0	0
Kidnapping & Abduction	0	0	1	0	0	0	1	0
Other Offences Against the Person	9	0	4	1	0	0	31	53
Offences Against the Person	118	9	36	5	12	2	229	97

* Only those offenders whose age and sex were identified are included.

Offender/Victim Relationships

Offenders By Sex Et Relationship to Victim - 2005/2006*

Offence	Known to Victim - Other		Unknown to Victim		Not Applicable		Not Stated	
	Male	Female	Male	Female	Male	Female	Male	Female
North Coast Region								
Homicide (Murder)	1	0	0	0	0	0	0	0
Other Homicide	10	1	4	0	0	0	0	0
Attempted Murder	4	0	2	0	0	0	0	0
Conspiracy to Murder	0	0	0	0	0	0	0	0
Manslaughter (excl. by Driving)	1	0	0	0	0	0	0	0
Driving Causing Death	5	1	2	0	0	0	0	0
Assault	723	303	657	163	0	1	11	4
Grievous Assault	44	6	35	2	0	0	0	0
Serious Assault	339	115	269	40	0	1	3	0
Serious Assault (Other)	44	24	67	18	0	0	4	0
Common Assault	296	158	286	103	0	0	4	4
Sexual Offences	243	30	47	1	0	0	35	0
Rape & Attempted Rape	61	1	8	1	0	0	0	0
Other Sexual Offences	182	29	39	0	0	0	35	0
Robbery	18	5	98	6	9	2	10	0
Armed Robbery	8	3	48	3	5	0	0	0
Unarmed Robbery	10	2	50	3	4	2	10	0
Extortion	2	0	2	0	1	0	0	0
Kidnapping & Abduction	13	21	4	2	0	0	0	0
Other Offences Against the Person	58	27	24	1	0	0	104	14
Offences Against the Person	1068	387	836	173	10	3	160	18
Southern Region								
Homicide (Murder)	1	0	0	0	0	0	0	0
Other Homicide	1	0	3	3	0	0	0	0
Attempted Murder	1	0	2	0	0	0	0	0
Conspiracy to Murder	0	0	0	0	0	0	0	0
Manslaughter (excl. by Driving)	0	0	0	0	0	0	0	0
Driving Causing Death	0	0	1	3	0	0	0	0
Assault	412	157	414	144	1	0	7	4
Grievous Assault	24	2	11	5	0	0	0	0
Serious Assault	231	84	173	32	1	0	0	0
Serious Assault (Other)	24	5	51	27	0	0	0	0
Common Assault	133	66	179	80	0	0	7	4
Sexual Offences	165	9	34	0	1	0	20	1
Rape & Attempted Rape	57	1	8	0	1	0	0	0
Other Sexual Offences	108	8	26	0	0	0	20	1
Robbery	7	4	60	17	9	1	1	1
Armed Robbery	3	1	34	9	8	1	0	1
Unarmed Robbery	4	3	26	8	1	0	1	0
Extortion	1	0	1	0	0	0	0	0
Kidnapping & Abduction	14	2	10	0	1	0	0	0
Other Offences Against the Person	45	15	21	3	0	1	81	10
Offences Against the Person	646	187	543	167	12	2	109	16
South Eastern Region								
Homicide (Murder)	2	0	6	0	0	0	0	0
Other Homicide	11	2	16	2	0	0	0	0
Attempted Murder	5	0	12	0	0	0	0	0
Conspiracy to Murder	1	1	0	0	0	0	0	0
Manslaughter (excl. by Driving)	1	1	0	0	0	0	0	0
Driving Causing Death	4	0	4	2	0	0	0	0
Assault	390	140	709	155	1	0	11	4
Grievous Assault	24	7	48	4	0	0	0	0
Serious Assault	218	59	309	31	1	0	4	1
Serious Assault (Other)	32	12	86	33	0	0	2	0
Common Assault	116	62	266	87	0	0	5	3
Sexual Offences	154	42	37	0	0	0	20	1
Rape & Attempted Rape	37	0	11	0	0	0	0	0
Other Sexual Offences	117	42	26	0	0	0	20	1
Robbery	22	3	202	22	30	7	1	1
Armed Robbery	7	3	135	8	25	7	1	0
Unarmed Robbery	15	0	67	14	5	0	0	1
Extortion	3	1	1	0	0	1	0	0
Kidnapping & Abduction	5	1	8	1	0	0	1	0
Other Offences Against the Person	41	7	31	1	1	0	112	14
Offences Against the Person	628	196	1010	181	32	8	145	20

* Only those offenders whose age and sex were identified are included.

Offender/Victim Relationships

Offenders By Sex & Relationship to Victim* - 2005/2006

Offence	Partner		Ex-Partner		Child		Other Family Member <i>n.e.c.</i>	
	Male	Female	Male	Female	Male	Female	Male	Female
Metropolitan North Region								
Homicide (Murder)	1	0	0	0	0	0	0	0
Other Homicide	0	0	0	0	0	2	1	0
Attempted Murder	0	0	0	0	0	1	1	0
Conspiracy to Murder	0	0	0	0	0	1	0	0
Manslaughter (excl. by Driving)	0	0	0	0	0	0	0	0
Driving Causing Death	0	0	0	0	0	0	0	0
Assault	48	2	14	7	10	3	65	23
Grievous Assault	3	0	0	2	0	0	3	0
Serious Assault	31	2	7	3	4	2	40	15
Serious Assault (Other)	1	0	2	0	0	0	2	1
Common Assault	13	0	5	2	6	1	20	7
Sexual Offences	6	2	2	0	0	0	98	4
Rape & Attempted Rape	2	0	1	0	0	0	14	1
Other Sexual Offences	4	2	1	0	0	0	84	3
Robbery	0	0	1	0	0	0	0	0
Armed Robbery	0	0	0	0	0	0	0	0
Unarmed Robbery	0	0	1	0	0	0	0	0
Extortion	1	0	0	0	0	0	1	0
Kidnapping & Abduction	0	0	1	0	0	0	3	1
Other Offences Against the Person	4	0	5	0	3	0	16	13
Offences Against the Person	60	4	23	7	13	5	184	41
Metropolitan South Region								
Homicide (Murder)	1	0	0	0	0	0	1	0
Other Homicide	2	2	0	0	1	0	1	1
Attempted Murder	2	2	0	0	1	0	1	0
Conspiracy to Murder	0	0	0	0	0	0	0	0
Manslaughter (excl. by Driving)	0	0	0	0	0	0	0	1
Driving Causing Death	0	0	0	0	0	0	0	0
Assault	57	6	19	1	5	3	74	26
Grievous Assault	5	5	0	0	0	1	2	0
Serious Assault	40	0	9	1	1	1	41	14
Serious Assault (Other)	4	0	1	0	0	0	0	0
Common Assault	8	1	9	0	4	1	31	12
Sexual Offences	10	0	2	0	0	0	91	2
Rape & Attempted Rape	1	0	1	0	0	0	18	0
Other Sexual Offences	9	0	1	0	0	0	73	2
Robbery	0	0	0	0	0	0	0	1
Armed Robbery	0	0	0	0	0	0	0	1
Unarmed Robbery	0	0	0	0	0	0	0	0
Extortion	0	0	0	0	0	0	0	0
Kidnapping & Abduction	5	0	0	0	0	0	2	5
Other Offences Against the Person	4	0	8	1	0	0	31	41
Offences Against the Person	79	8	29	2	6	3	200	76
Queensland								
Homicide (Murder)	13	3	1	0	2	0	7	2
Other Homicide	14	7	1	1	3	2	6	4
Attempted Murder	12	6	1	1	3	1	4	3
Conspiracy to Murder	0	0	0	0	0	1	0	0
Manslaughter (excl. by Driving)	0	1	0	0	0	0	0	1
Driving Causing Death	2	0	0	0	0	0	2	0
Assault	1022	99	254	45	80	29	927	449
Grievous Assault	66	52	4	6	5	2	41	26
Serious Assault	681	29	162	19	37	16	505	215
Serious Assault (Other)	34	3	13	1	6	2	38	18
Common Assault	241	15	75	19	32	9	343	190
Sexual Offences	74	5	26	0	1	0	1065	54
Rape & Attempted Rape	19	0	10	0	0	0	247	9
Other Sexual Offences	55	5	16	0	1	0	818	45
Robbery	3	0	3	0	1	0	3	2
Armed Robbery	1	0	0	0	1	0	0	1
Unarmed Robbery	2	0	3	0	0	0	3	1
Extortion	1	0	1	0	0	1	1	0
Kidnapping & Abduction	30	0	12	0	1	1	17	10
Other Offences Against the Person	45	4	54	6	7	1	372	501
Offences Against the Person	1202	118	352	52	95	34	2398	1022

* Only those offenders whose age and sex were identified are included.

Offender/Victim Relationships

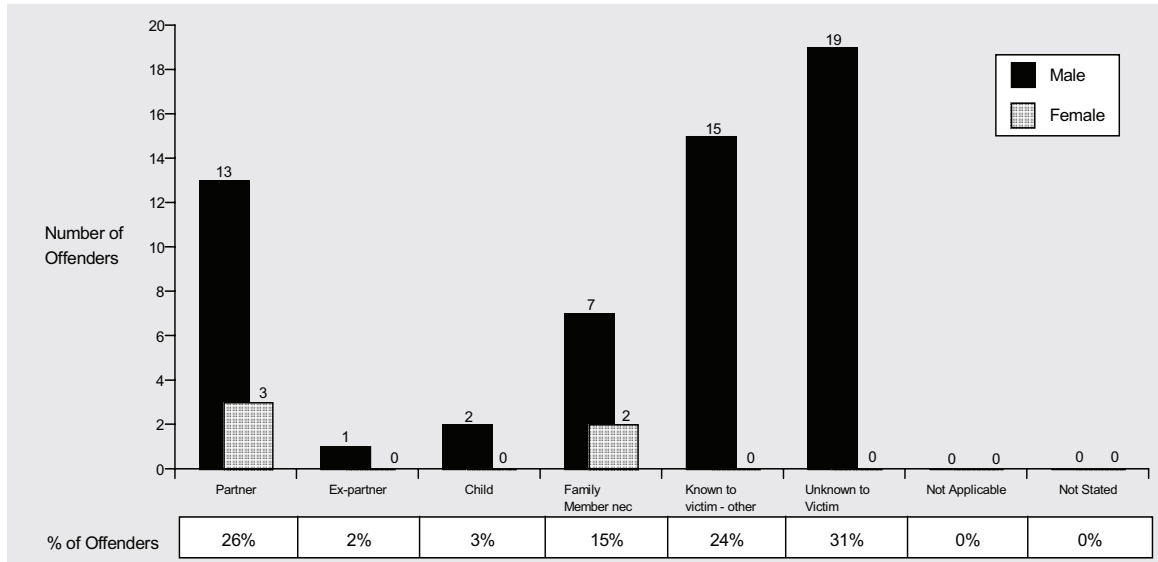
Offenders By Sex & Relationship to Victim* - 2005/2006

Offence	Known to Victim - Other		Unknown to Victim		Not Applicable		Not Stated	
	Male	Female	Male	Female	Male	Female	Male	Female
Metropolitan North Region								
Homicide (Murder)	0	0	7	0	0	0	0	0
Other Homicide	6	0	4	0	0	0	0	0
Attempted Murder	4	0	4	0	0	0	0	0
Conspiracy to Murder	1	0	0	0	0	0	0	0
Manslaughter (excl. by Driving)	0	0	0	0	0	0	0	0
Driving Causing Death	1	0	0	0	0	0	0	0
Assault	325	80	883	184	4	1	11	5
Grievous Assault	24	2	45	5	0	0	0	0
Serious Assault	142	29	328	44	1	0	0	0
Serious Assault (Other)	25	5	98	31	2	0	3	2
Common Assault	134	44	412	104	1	1	8	3
Sexual Offences	106	9	59	0	1	0	63	1
Rape & Attempted Rape	20	0	14	0	0	0	1	0
Other Sexual Offences	86	9	45	0	1	0	62	1
Robbery	20	1	187	25	18	5	4	0
Armed Robbery	14	1	123	11	11	3	3	0
Unarmed Robbery	6	0	64	14	7	2	1	0
Extortion	5	1	1	0	1	0	0	0
Kidnapping & Abduction	3	0	16	0	0	0	0	0
Other Offences Against the Person	47	8	28	3	1	1	78	10
Offences Against the Person	512	99	1185	212	25	7	156	16
Metropolitan South Region								
Homicide (Murder)	1	0	3	0	0	0	0	0
Other Homicide	4	0	9	0	0	0	1	0
Attempted Murder	3	0	4	0	0	0	1	0
Conspiracy to Murder	0	0	0	0	0	0	0	0
Manslaughter (excl. by Driving)	0	0	1	0	0	0	0	0
Driving Causing Death	1	0	4	0	0	0	0	0
Assault	378	97	517	109	0	1	12	1
Grievous Assault	35	2	44	0	0	0	0	0
Serious Assault	183	48	172	17	0	0	0	0
Serious Assault (Other)	43	4	87	21	0	0	2	0
Common Assault	117	43	214	71	0	1	10	1
Sexual Offences	117	12	46	0	0	0	39	0
Rape & Attempted Rape	27	0	10	0	0	0	1	0
Other Sexual Offences	90	12	36	0	0	0	38	0
Robbery	27	3	206	43	18	5	1	0
Armed Robbery	15	1	108	15	15	4	1	0
Unarmed Robbery	12	2	98	28	3	1	0	0
Extortion	5	2	4	0	0	0	0	0
Kidnapping & Abduction	7	0	5	0	0	0	0	0
Other Offences Against the Person	52	12	39	3	0	0	75	10
Offences Against the Person	591	126	829	155	18	6	128	11
Queensland								
Homicide (Murder)	15	0	19	0	0	0	0	0
Other Homicide	41	4	44	6	0	0	2	0
Attempted Murder	23	0	24	0	0	0	1	0
Conspiracy to Murder	2	1	0	0	0	0	0	0
Manslaughter (excl. by Driving)	2	1	2	0	0	0	0	0
Driving Causing Death	14	2	18	6	0	0	1	0
Assault	3488	1338	4576	1143	8	5	78	28
Grievous Assault	238	46	272	21	0	0	0	0
Serious Assault	1707	595	1692	244	3	1	18	2
Serious Assault (Other)	257	81	587	193	2	0	11	3
Common Assault	1286	616	2025	685	3	4	49	23
Sexual Offences	1228	127	330	1	4	0	253	5
Rape & Attempted Rape	315	4	66	1	1	0	2	0
Other Sexual Offences	913	123	264	0	3	0	251	5
Robbery	112	23	894	129	94	21	20	3
Armed Robbery	52	10	511	49	68	16	5	2
Unarmed Robbery	60	13	383	80	26	5	15	1
Extortion	17	4	13	0	2	1	0	0
Kidnapping & Abduction	70	25	59	4	1	0	1	1
Other Offences Against the Person	325	93	199	15	2	2	602	82
Offences Against the Person	5296	1614	6134	1298	111	29	956	119

* Only those offenders whose age and sex were identified are included.

Offender/Victim Relationships

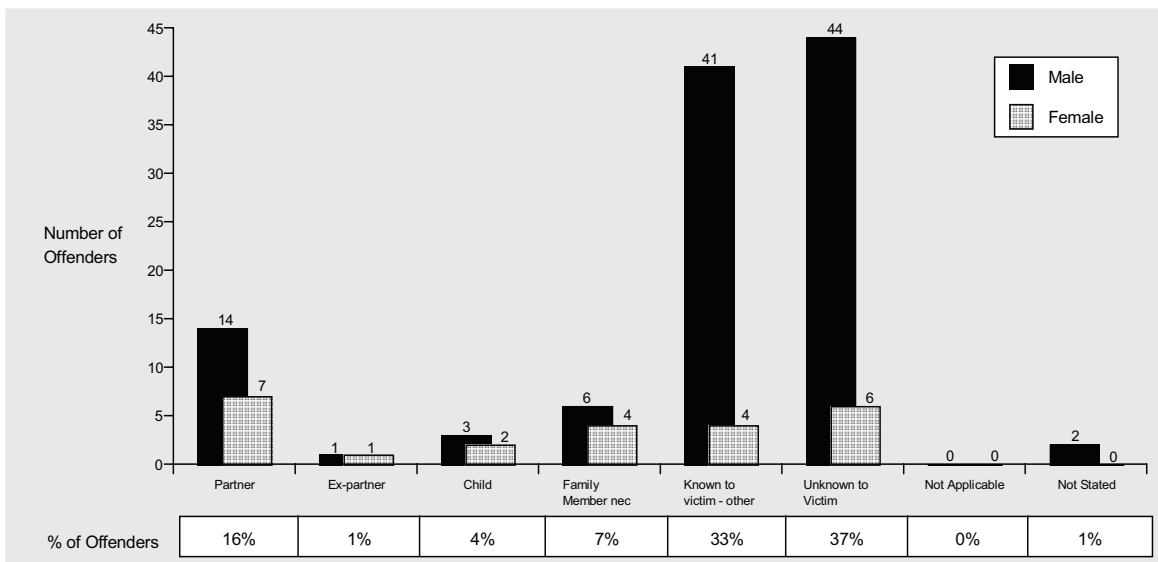
Homicide (Murder) - 2005/2006*



For approximately 69% of Homicide (Murder) offences, the offender was known to the victim. 46% of offenders were from the same family as the victim, and this

includes partners, spouses, children, siblings, grandparents, aunts, uncles and other familial relationships.

Other Homicide - 2005/2006*



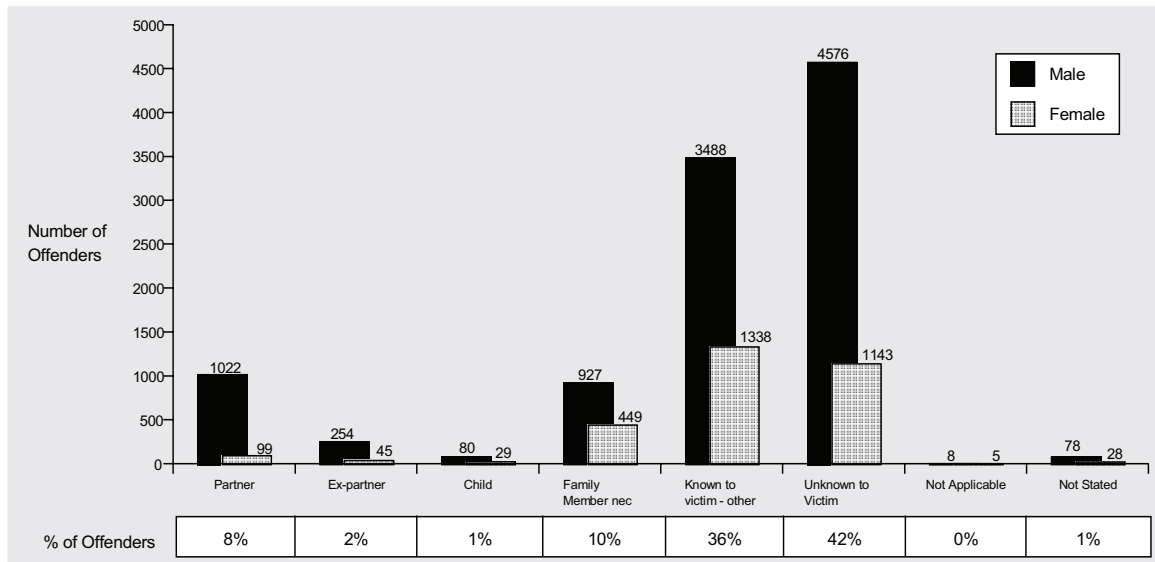
Of those offenders proceeded against for Other Homicide, 37% were not known to the victim. In 28% of cases, the victim was a family member and a further

33% were known to the victim either as friends, acquaintances, neighbours or colleagues.

* Only those offenders whose age and sex were identified are included.

Offender/Victim Relationships

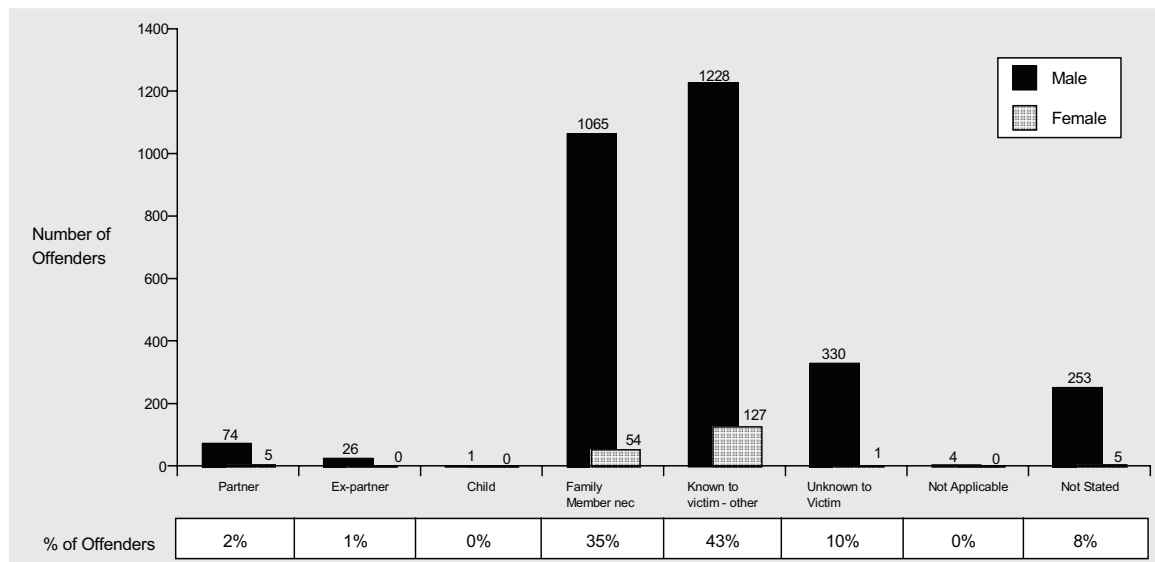
Assault* - 2005/2006



Of those offenders proceeded against for Assault, 42% were not known to the victim. In 21% of cases, the victim was a family member and a further 36% were

known to the victim either as friends, acquaintances, neighbours or colleagues.

Sexual Offences* - 2005/2006



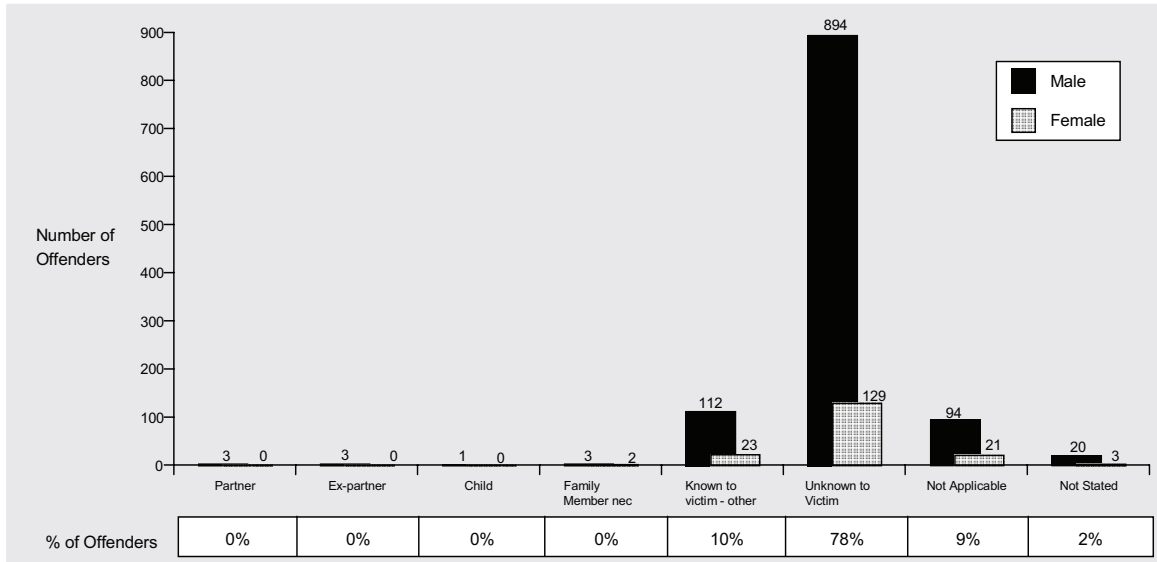
For a substantial proportion of offenders proceeded against for Sexual Offences (approx. 81%), the offender was known to the victim. A large proportion (38%) of

victims were of the same family as the offender while a larger proportion (43%) were either acquaintances, friends, neighbours or colleagues.

* Only those offenders whose age and sex were identified are included.
 Note: Percentages have been rounded to the nearest whole number. Therefore, although the percentages are correct, they do not add to 100%.

Offender/Victim Relationships

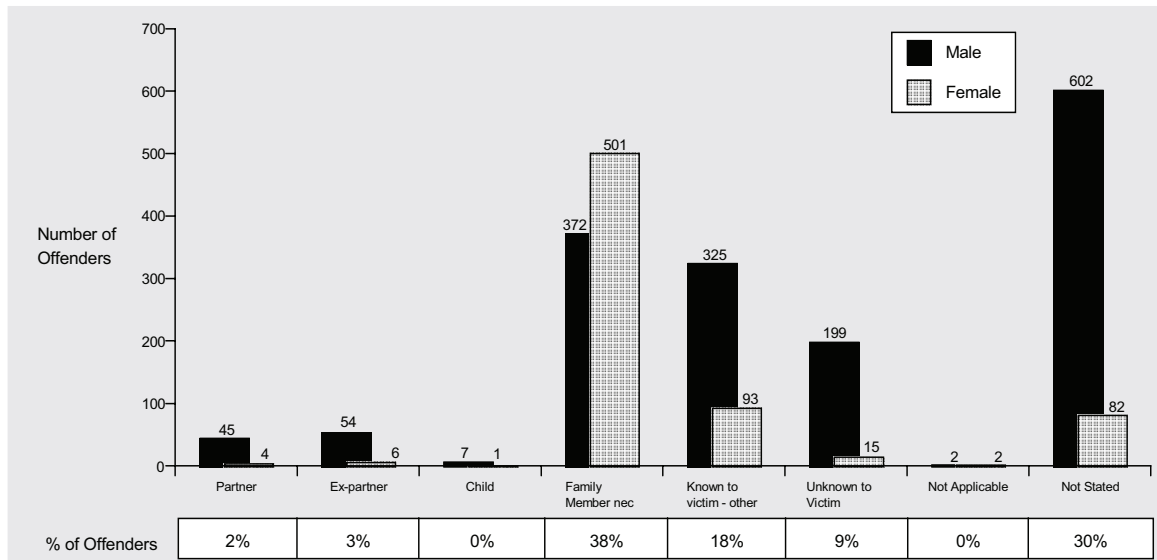
Robbery* - 2005/2006



Approximately 9% of offender/victim relationships were listed as 'Not Applicable' due to the fact that the victim was classified either as a company or as an

organisation, rather than as an individual. In most cases (78%), the offender was not known to the victim.

Other Offences Against the Person* - 2005/2006



Approximately 30% of offender/victim relationships were listed as 'Not Stated'. Of those relationships that were recorded, 9% involved situations where the

offender was not known to the victim. Approximately 43% involved offenders who were related to the victim and 18% who were known to the victim.

* Only those offenders whose age and sex were identified are included.
Note: Percentages have been rounded to the nearest whole number. Therefore, although the percentages are correct, they do not add to 100%.