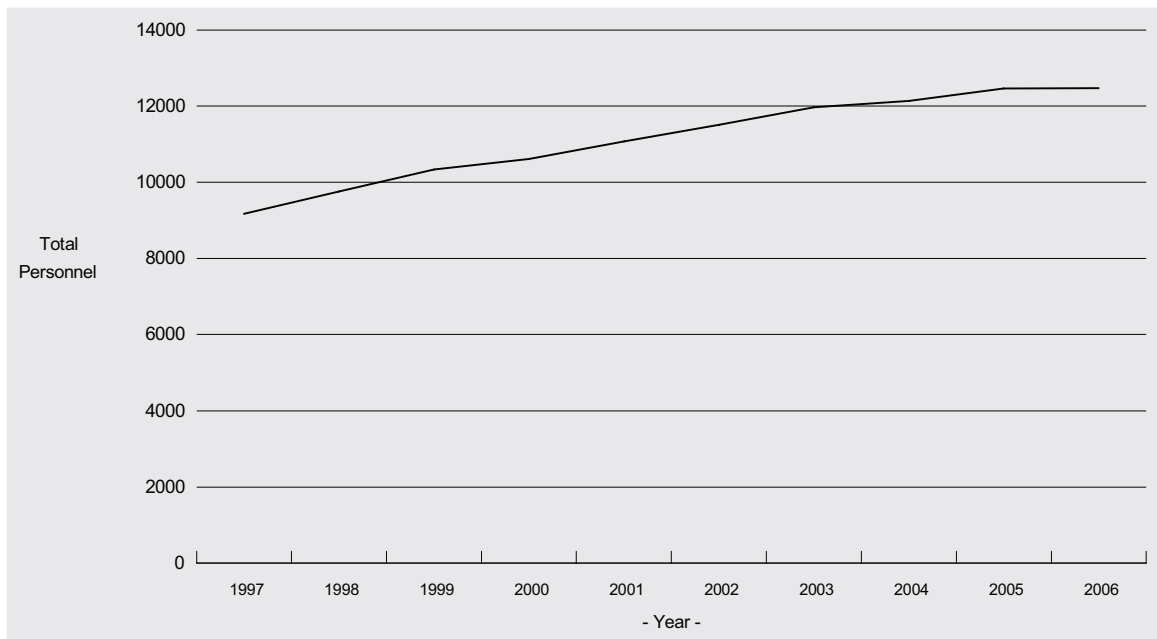


Personnel

This section provides statistics pertaining to personnel within the Queensland Police Service. All data contained in this section was provided by the Human Resource Management Branch of the Queensland Police Service, unless otherwise noted.

Total Police Service Personnel - 30 June



Personnel

Personnel by Rank/Classification at 30 June

Rank/Classification	2005			2006		
	Male	Female	Persons	Male	Female	Persons
Police Personnel						
Executive Officers	13	1	14	13	1	14
Commissioner	1	0	1	1	0	1
Deputy Commissioner	1	0	1	1	0	1
Assistant Commissioner	11	1	12	11	1	12
Commissioned Officers	323	21	344	346	24	370
Chief Superintendent	14	1	15	14	1	15
Superintendent	38	1	39	46	2	48
Inspector	271	19	290	286	21	307
Non-Commissioned Officers	2410	292	2702	2513	334	2847
Senior Sergeant	580	46	626	600	47	647
Sergeant	1830	246	2076	1913	287	2200
Constables	4255	1696	5951	4256	1782	6038
Senior Constable	2147	618	2765	2158	720	2878
Constable	2108	1078	3186	2098	1062	3160
Total Police Officers	7001	2010	9011	7128	2141	9269
Recruits in Training	186	113	299	228	134	362
Total Police Personnel	7187	2123	9310	7356	2275	9631
Public Service Officers*						
Senior Executive Service/Senior Officer	21	3	24	20	4	24
Deputy Chief Executive	1	0	1	1	0	1
Director	8	0	8	8	0	8
Senior Officer	12	3	15	11	4	15
Other Officers	592	1790	2382	604	1933	2537
Administrative Officer	509	1702	2211	514	1832	2346
Technical Officer	18	17	35	20	20	40
Professional Officer	63	71	134	68	81	149
Operational Officer	2	0	2	2	0	2
Total Public Service Officers	613	1793	2406	624	1937	2561
General Employees						
Communication Room Operators	104	122	226	105	150	255
Police Liaison Officers	78	38	116	76	42	118
Assistant Watchhouse Officers	12	8	20	16	6	22
Queensland ATSI Police	8	2	10	9	2	11
Trainees - Justice Studies	7	3	10	3	2	5
Trainees - General	5	36	41	11	51	62
Pilots	7	0	7	8	0	8
General Wages Staff	115	99	214	114	99	213
Trade and Trade Related	81	1	82	82	2	84
Casual	5	16	21	3	18	21
Total Other Personnel	422	325	747	427	372	799
All Personnel						
Total All Personnel	8222	4241	12463	8407	4584	12991

* Includes temporary employees occupying Public Service positions.

Personnel

Separations by Rank/Classification - 2005/2006

Rank/Classification	Retirements				Other Separations					Total
	Compulsory	Post Age 55	VER [^]	Medical Grounds	Resignation	Death	Dismissal	Scheduled Completion	Transfer to other Govt Agencies**	
Police Personnel										
Executive Officers	0	0	0	0	0	0	0	0	n/a	0
Commissioner	0	0	0	0	0	0	0	0	n/a	0
Deputy Commissioner	0	0	0	0	0	0	0	0	n/a	0
Assistant Commissioner	0	0	0	0	0	0	0	0	n/a	0
Commissioned Officers	8	2	0	0	1	0	0	0	n/a	11
Chief Superintendent	1	0	0	0	0	0	0	0	n/a	1
Superintendent	0	0	0	0	1	0	0	0	n/a	1
Inspector	7	2	0	0	0	0	0	0	n/a	9
Non-Commissioned Officers	14	24	0	17	49	0	0	0	n/a	104
Senior Sergeant	9	6	0	3	10	0	0	0	n/a	28
Sergeant	5	18	0	14	39	0	0	0	n/a	76
Constables	5	7	0	23	141	5	3	0	n/a	184
Senior Constable	5	5	0	17	56	5	2	0	n/a	90
Constable	0	2	0	6	85	0	1	0	n/a	94
Total Police Officers	27	33	0	40	191	5	3	0	n/a	299
Public Service Officers*										
Senior Executive Service/Senior Officer	n/a	0	0	0	0	0	0	0	1	1
Deputy Chief Executive	n/a	0	0	0	0	0	0	0	0	0
Director	n/a	0	0	0	0	0	0	0	0	0
Senior Officer	n/a	0	0	0	0	0	0	0	1	1
Other Officers	n/a	17	0	6	218	0	0	82	78	401
Administrative Officer	n/a	17	0	6	199	0	0	75	74	371
Technical Officer	n/a	0	0	0	2	0	0	0	0	2
Professional Officer	n/a	0	0	0	16	0	0	5	4	25
Operational Officer	n/a	0	0	0	1	0	0	2	0	3
Total Public Service Officers	n/a	17	0	6	218	0	0	82	79	402
General Employees										
Communication Room Operators	n/a	1	0	2	23	0	0	1	1	28
Police Liaison Officers	n/a	0	0	1	16	0	1	0	1	19
Assistant Watchhouse Officers	n/a	0	0	0	2	0	0	0	0	2
Queensland ATSI Police	n/a	0	0	0	2	0	0	0	0	2
Trainees - Justice Studies	n/a	0	0	0	0	0	0	1	0	1
Trainees - General	n/a	0	0	0	4	1	0	20	0	25
Pilots	n/a	0	0	0	1	0	0	1	0	2
General Wages Staff	n/a	4	0	0	20	0	0	7	1	32
Trade and Trade Related	n/a	0	0	0	9	0	0	0	1	10
Casual	n/a	0	0	0	0	0	0	0	0	0
Total Other Personnel	n/a	5	0	3	77	1	1	30	4	121
All Personnel										
Total All Personnel	27	55	0	49	486	6	4	112	83	822

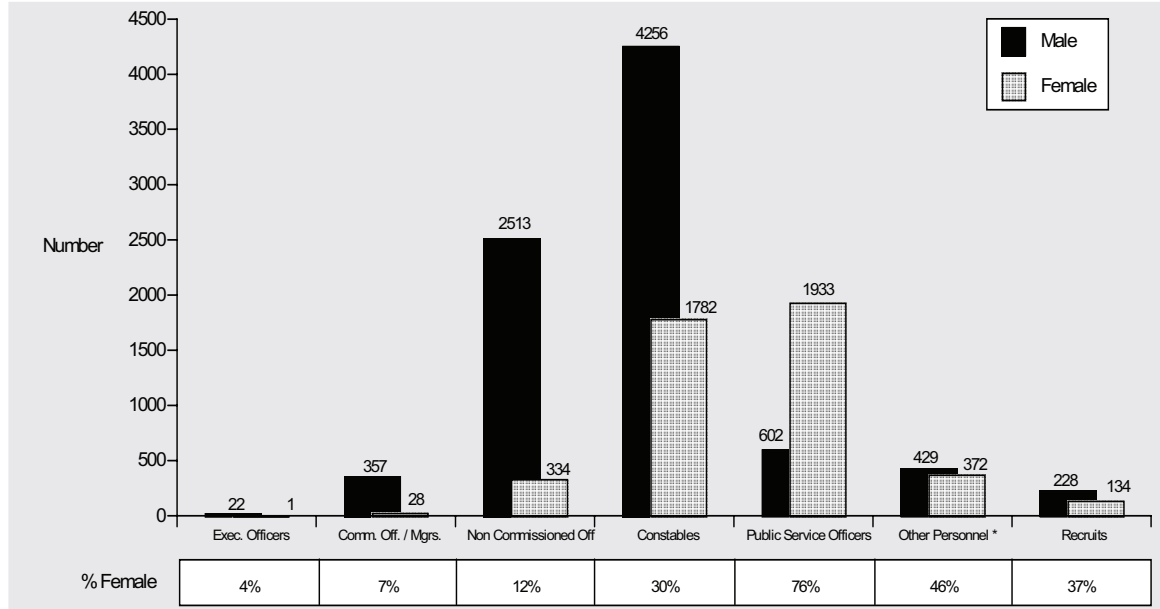
[^] VER - Voluntary Early Retirement.

** Transfer to other Government Agencies includes 21 officers transferred to Shared Service Providers on 30 June 2006.

* Includes temporary employees occupying Public Service positions.

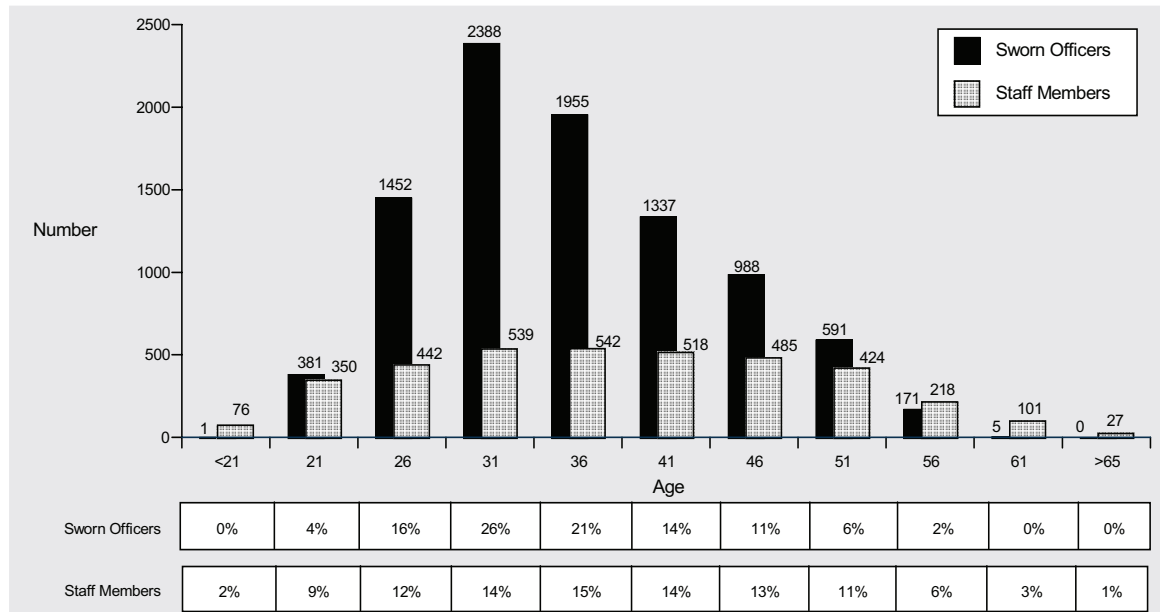
Personnel

Personnel by Gender - 30 June 2006



* Other Personnel includes Communication Room Operators, Police Liaison Officers, Assistant Watchhouse Officers, Queensland ATSI Police, Trainees, Pilots, General Wages Staff, Trade and Trade Related and Casual staff.

Personnel by Age - 30 June 2006



Note:
 1. Percentages have been rounded to the nearest whole number. Therefore, although the percentages are correct, they do not add to 100%.
 2. The totals for Staff Members include Recruits.

Personnel

*Sworn Officers Promotions, Transfers and Review 2005/2006**

	Promotion	Transfer**	Lateral Transfer#	Disciplinary / Suspension / Stand-down*	Total
Decisions	489	262	1855	0	2606
Decisions Reviewed	17	1	1	0	19
Percent of Decisions Reviewed	3.5%	0.4%	0.1%	0.0%	0.7%
Reviews lodged	99	5	3	0	107
Upheld^	0	0	0	0	0
Dismissed^	12	1	3	0	16
Lapsed^	8	1	0	0	9
Withdrawn^	60	3	0	0	63
Re-assessed^	0	0	0	0	0
Awaiting Hearing^	19	0	0	0	19

* Disciplinary reviews restricted to Breaches of Discipline only.

** Excludes the initial allocation of Recruits.

^ Results of Reviews include some decisions of Reviews lodged during 2004/05.

Includes the Permanent Allocation of First Year Constables.

Police Recruitment Appointment by Gender

Type of Appointment	2004/05			2005/06		
	Male	Female	Total	Male	Female	Total
Sworn-In	394	199	593	366	191	557
Recruit - PROVE Program*	344	181	525	305	176	481
Recruit - PACE Program^	46	18	64	60	15	75
Other	4	0	4	1	0	1
Intake	405	217	622	409	229	638

* PROVE - New recruits put through the Police Recruit Operational Vocational Education Program.

^ PACE - Former Police Officers put through Police Abridged competency Education Course.