

Offenders

The tables and graphs in this section provide information on persons responsible for offences. It is important to note that Queensland Police Service offender statistics are based on offence counts and do not and can not refer to individuals. Rather, offender data refers to the number of offences cleared or solved through an action against an offender. As such, offender data does not equate to a unique offender count nor does it equate to the number of offences cleared. For example, an offender charged with Motor Vehicle Theft, Unlawful Entry, Assault and Other Theft (excl. Unlawful Entry) would be included four times in any offender breakdown by age and sex.

Only persons aged ten years and over are deemed to be offenders. Under Queensland law, children under ten are not held criminally responsible, although they may be involved in the commission

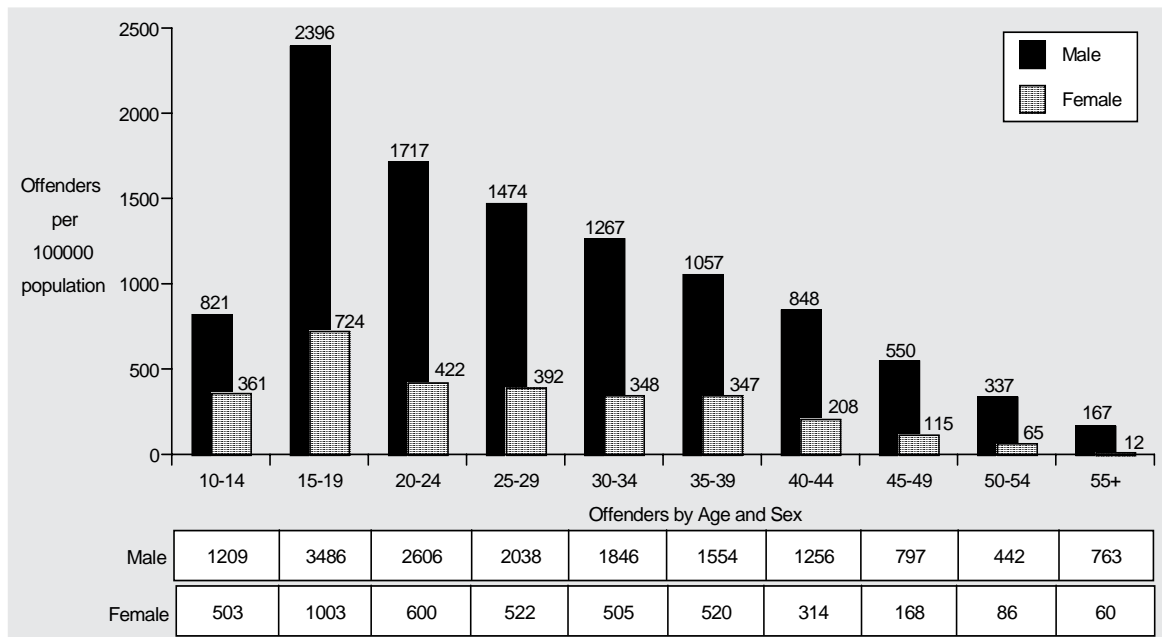
of an offence. Juvenile offenders are those aged between and including ten and sixteen years.

Offenders have not been included if their age or sex is not specified in Queensland Police Service records. Approximately (0.3%) of offenders have been excluded for this reason.

The *Population by Sex and Age for 30 June 2006* (Australian Bureau of Statistics catalogue No. 3201.0) was used to calculate the number of offenders per 100000 population.

The reference date used to generate offender statistics for the year under review is the date an action commenced. As such, offenders proceeded against for matters reported in previous periods will be included in the following tables and graphs.

Offences Against the Person - 2006/07*



* Only those offenders whose age and sex were identified are included.

Offenders

Queensland by Age and Sex - 2006/07*

| Offence | 10 - 14 | | 15 | | 16 | | 17 | | 18 | | 19 | |
|---|-------------|-------------|-------------|-------------|-------------|-------------|-------------|-------------|-------------|-------------|-------------|-------------|
| | Male | Female | Male | Female | Male | Female | Male | Female | Male | Female | Male | Female |
| Homicide (Murder) | 0 | 0 | 0 | 0 | 1 | 0 | 1 | 1 | 3 | 0 | 2 | 0 |
| Other Homicide | 1 | 0 | 0 | 0 | 0 | 0 | 2 | 1 | 4 | 0 | 4 | 1 |
| Attempted Murder | 0 | 0 | 0 | 0 | 0 | 0 | 1 | 1 | 2 | 0 | 2 | 0 |
| Conspiracy to Murder | 0 | 0 | 0 | 0 | 0 | 0 | 0 | 0 | 0 | 0 | 0 | 0 |
| Manslaughter (excl. by Driving) | 0 | 0 | 0 | 0 | 0 | 0 | 0 | 0 | 0 | 0 | 0 | 0 |
| Driving Causing Death | 1 | 0 | 0 | 0 | 0 | 0 | 1 | 0 | 2 | 0 | 2 | 1 |
| Assault | 734 | 372 | 371 | 233 | 420 | 178 | 431 | 151 | 525 | 138 | 431 | 117 |
| Grievous Assault | 12 | 5 | 14 | 6 | 24 | 8 | 40 | 3 | 42 | 10 | 34 | 7 |
| Serious Assault | 308 | 179 | 196 | 118 | 202 | 77 | 211 | 68 | 252 | 55 | 221 | 57 |
| Serious Assault (Other) | 63 | 39 | 40 | 18 | 40 | 17 | 27 | 16 | 41 | 9 | 39 | 5 |
| Common Assault | 351 | 149 | 122 | 91 | 156 | 76 | 153 | 64 | 190 | 64 | 138 | 48 |
| Sexual Offences | 255 | 42 | 98 | 21 | 120 | 8 | 106 | 1 | 92 | 3 | 101 | 0 |
| Rape & Attempted Rape | 33 | 1 | 20 | 0 | 23 | 0 | 29 | 0 | 25 | 1 | 23 | 0 |
| Other Sexual Offences | 223 | 41 | 78 | 21 | 97 | 8 | 77 | 1 | 67 | 2 | 78 | 0 |
| Robbery | 104 | 45 | 95 | 24 | 129 | 18 | 128 | 12 | 91 | 18 | 76 | 9 |
| Armed Robbery | 37 | 8 | 47 | 3 | 63 | 4 | 44 | 4 | 28 | 6 | 32 | 4 |
| Unarmed Robbery | 67 | 37 | 48 | 21 | 66 | 14 | 84 | 8 | 63 | 12 | 44 | 5 |
| Extortion | 0 | 0 | 0 | 0 | 0 | 0 | 0 | 0 | 3 | 0 | 0 | 0 |
| Kidnapping & Abduction etc. | 24 | 10 | 10 | 5 | 4 | 1 | 4 | 0 | 6 | 0 | 4 | 0 |
| Other Offences Against the Person | 93 | 34 | 50 | 20 | 54 | 15 | 51 | 11 | 40 | 7 | 30 | 10 |
| Offences Against the Person | 1209 | 503 | 624 | 303 | 728 | 220 | 722 | 177 | 764 | 166 | 648 | 137 |
| Unlawful Entry | 2480 | 419 | 1315 | 171 | 1268 | 121 | 1079 | 115 | 1136 | 62 | 693 | 48 |
| Unlawful Entry - Dwelling** | 699 | 114 | 525 | 91 | 539 | 61 | 435 | 55 | 462 | 38 | 317 | 14 |
| - Without Violence | 694 | 110 | 518 | 87 | 526 | 58 | 421 | 54 | 441 | 33 | 296 | 10 |
| - With Violence | 5 | 4 | 7 | 4 | 13 | 3 | 14 | 1 | 21 | 5 | 21 | 4 |
| Unlawful Entry - Shop | 447 | 56 | 231 | 26 | 202 | 25 | 192 | 15 | 228 | 9 | 124 | 17 |
| Unlawful Entry - Other | 1334 | 249 | 559 | 54 | 527 | 35 | 452 | 45 | 446 | 15 | 252 | 17 |
| Arson | 53 | 16 | 22 | 2 | 21 | 3 | 17 | 1 | 18 | 0 | 12 | 0 |
| Other Property Damage | 2234 | 481 | 1085 | 215 | 1235 | 174 | 1596 | 129 | 970 | 89 | 683 | 59 |
| Unlawful Use of Motor Vehicle ~ | 560 | 110 | 393 | 83 | 399 | 69 | 371 | 82 | 314 | 70 | 237 | 38 |
| Other Theft (excl. Unlawful Entry) | 2828 | 1819 | 1383 | 909 | 1333 | 723 | 1283 | 558 | 1217 | 433 | 872 | 286 |
| Stealing from Dwelling | 204 | 53 | 88 | 29 | 82 | 21 | 66 | 7 | 58 | 19 | 53 | 23 |
| Shop Stealing | 1054 | 1468 | 387 | 724 | 416 | 559 | 436 | 389 | 344 | 294 | 218 | 204 |
| Vehicles (Steal from/Enter with Intent) | 678 | 93 | 461 | 43 | 461 | 21 | 425 | 75 | 427 | 42 | 320 | 16 |
| Other Stealing | 892 | 205 | 447 | 113 | 374 | 122 | 356 | 87 | 388 | 78 | 281 | 43 |
| Fraud | 82 | 163 | 66 | 44 | 146 | 151 | 182 | 208 | 339 | 111 | 320 | 129 |
| Fraud by Computer | 4 | 14 | 3 | 1 | 1 | 2 | 1 | 1 | 9 | 6 | 7 | 3 |
| Fraud by Cheque | 0 | 0 | 2 | 0 | 1 | 11 | 5 | 2 | 4 | 2 | 5 | 10 |
| Fraud by Credit Card | 21 | 112 | 16 | 16 | 10 | 43 | 50 | 48 | 45 | 25 | 88 | 37 |
| Other Fraud | 57 | 37 | 45 | 27 | 134 | 95 | 126 | 157 | 281 | 78 | 220 | 79 |
| Handling Stolen Goods | 308 | 79 | 192 | 75 | 169 | 52 | 249 | 54 | 249 | 60 | 189 | 36 |
| Possess Property Susp. Stolen | 85 | 14 | 53 | 13 | 28 | 14 | 70 | 9 | 40 | 12 | 35 | 6 |
| Receiving Stolen Property | 125 | 33 | 62 | 38 | 65 | 15 | 65 | 12 | 81 | 20 | 42 | 8 |
| Possess, Receive, etc. Tainted Property | 98 | 31 | 77 | 23 | 75 | 23 | 113 | 32 | 125 | 28 | 109 | 21 |
| Other Handling Stolen Goods | 0 | 1 | 0 | 1 | 1 | 0 | 1 | 1 | 3 | 0 | 3 | 1 |
| Offences Against Property | 8543 | 3087 | 4454 | 1498 | 4569 | 1293 | 4776 | 1147 | 4239 | 825 | 3005 | 596 |
| Drug Offences | 423 | 133 | 480 | 156 | 779 | 260 | 1555 | 369 | 2171 | 457 | 1773 | 450 |
| Prostitution Offences | 0 | 0 | 0 | 0 | 0 | 1 | 0 | 0 | 4 | 0 | 3 | 4 |
| Liquor (excluding Drunkenness) | 120 | 74 | 223 | 99 | 368 | 136 | 198 | 71 | 162 | 26 | 180 | 27 |
| Gaming Racing & Betting Offences | 0 | 0 | 0 | 0 | 0 | 0 | 0 | 0 | 0 | 0 | 0 | 0 |
| Breach Domestic Violence Order | 1 | 1 | 0 | 3 | 10 | 3 | 53 | 10 | 132 | 20 | 151 | 27 |
| Trespassing & Vagrancy Offences | 730 | 133 | 365 | 67 | 388 | 70 | 368 | 55 | 244 | 49 | 172 | 23 |
| Weapons Act Offences | 142 | 22 | 124 | 11 | 147 | 15 | 214 | 13 | 155 | 20 | 135 | 11 |
| Good Order Offences | 622 | 260 | 617 | 251 | 1042 | 290 | 1784 | 339 | 2705 | 447 | 2244 | 346 |
| Stock Offences | 0 | 0 | 0 | 0 | 0 | 0 | 3 | 0 | 1 | 0 | 2 | 2 |
| Traffic and Related Offences | 39 | 14 | 86 | 12 | 197 | 36 | 767 | 127 | 1537 | 250 | 1645 | 337 |
| Miscellaneous Offences | 292 | 72 | 172 | 28 | 187 | 23 | 179 | 25 | 154 | 25 | 118 | 26 |
| Total Other Offences | 2368 | 704 | 2063 | 627 | 3116 | 832 | 5110 | 1009 | 7245 | 1294 | 6410 | 1252 |

* Only those offenders whose age and sex were identified are included.

** Community By-Law offences cannot be separated into offences with and without violence. As such, subcategories may not add to the total.

~ This category includes attempted offences.

Offenders

Queensland by Age and Sex - 2006/07*

| Offence | 20 - 24 | | 25 - 29 | | 30 - 39 | | 40 - 49 | | 50 - 59 | | 60 & over | |
|---|--------------|-------------|--------------|-------------|--------------|-------------|--------------|-------------|-------------|-------------|-------------|------------|
| | Male | Female | Male | Female | Male | Female | Male | Female | Male | Female | Male | Female |
| Homicide (Murder) | 8 | 2 | 7 | 1 | 11 | 1 | 8 | 4 | 0 | 1 | 4 | 0 |
| Other Homicide | 14 | 4 | 12 | 7 | 35 | 5 | 15 | 3 | 6 | 2 | 7 | 1 |
| Attempted Murder | 8 | 2 | 6 | 4 | 24 | 1 | 8 | 2 | 4 | 1 | 2 | 1 |
| Conspiracy to Murder | 0 | 0 | 1 | 2 | 1 | 1 | 0 | 1 | 1 | 1 | 0 | 0 |
| Manslaughter (excl. by Driving) | 1 | 1 | 0 | 0 | 2 | 2 | 1 | 0 | 1 | 0 | 1 | 0 |
| Driving Causing Death | 5 | 1 | 5 | 1 | 8 | 1 | 6 | 0 | 0 | 0 | 4 | 0 |
| Assault | 1855 | 459 | 1390 | 381 | 2245 | 713 | 1156 | 343 | 382 | 81 | 144 | 21 |
| Grievous Assault | 136 | 19 | 95 | 18 | 130 | 38 | 54 | 30 | 22 | 3 | 3 | 1 |
| Serious Assault | 908 | 180 | 669 | 164 | 1106 | 293 | 535 | 100 | 157 | 26 | 61 | 6 |
| Serious Assault (Other) | 158 | 60 | 125 | 32 | 214 | 60 | 84 | 33 | 31 | 8 | 15 | 1 |
| Common Assault | 654 | 200 | 501 | 167 | 795 | 323 | 483 | 180 | 172 | 44 | 65 | 13 |
| Sexual Offences | 297 | 7 | 259 | 6 | 518 | 17 | 553 | 13 | 279 | 4 | 238 | 3 |
| Rape & Attempted Rape | 73 | 1 | 49 | 1 | 120 | 0 | 129 | 3 | 52 | 2 | 53 | 0 |
| Other Sexual Offences | 224 | 6 | 210 | 5 | 399 | 17 | 424 | 10 | 227 | 2 | 186 | 3 |
| Robbery | 191 | 27 | 145 | 15 | 117 | 17 | 31 | 9 | 7 | 1 | 0 | 0 |
| Armed Robbery | 91 | 12 | 72 | 9 | 76 | 6 | 15 | 1 | 5 | 0 | 0 | 0 |
| Unarmed Robbery | 100 | 15 | 73 | 6 | 41 | 11 | 16 | 8 | 2 | 1 | 0 | 0 |
| Extortion | 9 | 0 | 1 | 1 | 11 | 10 | 9 | 1 | 1 | 2 | 0 | 0 |
| Kidnapping & Abduction etc. | 37 | 7 | 24 | 2 | 48 | 8 | 30 | 9 | 19 | 1 | 1 | 0 |
| Other Offences Against the Person | 195 | 94 | 201 | 110 | 420 | 254 | 256 | 100 | 89 | 23 | 28 | 6 |
| Offences Against the Person | 2606 | 600 | 2038 | 522 | 3400 | 1025 | 2053 | 482 | 783 | 115 | 422 | 31 |
| Unlawful Entry | 2385 | 235 | 2853 | 256 | 2316 | 224 | 498 | 51 | 60 | 15 | 13 | 2 |
| Unlawful Entry - Dwelling** | 1215 | 138 | 1846 | 191 | 1193 | 156 | 279 | 39 | 37 | 12 | 6 | 2 |
| - Without Violence | 1123 | 122 | 1764 | 180 | 1087 | 137 | 231 | 31 | 23 | 8 | 2 | 1 |
| - With Violence | 92 | 16 | 81 | 10 | 106 | 19 | 48 | 8 | 14 | 4 | 4 | 1 |
| Unlawful Entry - Shop | 366 | 27 | 376 | 26 | 286 | 22 | 41 | 3 | 5 | 1 | 1 | 0 |
| Unlawful Entry - Other | 804 | 70 | 631 | 39 | 837 | 46 | 178 | 9 | 18 | 2 | 6 | 0 |
| Arson | 27 | 5 | 23 | 1 | 58 | 14 | 12 | 4 | 8 | 0 | 1 | 1 |
| Other Property Damage | 2501 | 233 | 1136 | 146 | 1347 | 234 | 469 | 106 | 110 | 28 | 34 | 5 |
| Unlawful Use of Motor Vehicle ~ | 828 | 117 | 548 | 82 | 564 | 75 | 120 | 24 | 26 | 2 | 3 | 0 |
| Other Theft (excl. Unlawful Entry) | 2678 | 1208 | 2126 | 789 | 2423 | 1445 | 898 | 687 | 261 | 309 | 172 | 118 |
| Stealing from Dwelling | 135 | 62 | 96 | 49 | 121 | 60 | 47 | 21 | 10 | 9 | 1 | 2 |
| Shop Stealing | 826 | 666 | 620 | 467 | 780 | 884 | 385 | 482 | 131 | 267 | 127 | 100 |
| Vehicles (Steal from/Enter with Intent) | 800 | 111 | 629 | 81 | 665 | 87 | 150 | 16 | 25 | 3 | 10 | 0 |
| Other Stealing | 917 | 370 | 783 | 192 | 857 | 414 | 316 | 168 | 95 | 30 | 34 | 16 |
| Fraud | 1277 | 842 | 1551 | 715 | 2142 | 1573 | 767 | 610 | 216 | 173 | 56 | 10 |
| Fraud by Computer | 93 | 99 | 19 | 7 | 26 | 293 | 0 | 5 | 15 | 2 | 0 | 0 |
| Fraud by Cheque | 101 | 42 | 90 | 41 | 157 | 129 | 99 | 43 | 37 | 25 | 16 | 1 |
| Fraud by Credit Card | 233 | 215 | 432 | 300 | 355 | 495 | 86 | 203 | 3 | 12 | 0 | 0 |
| Other Fraud | 851 | 486 | 1010 | 367 | 1604 | 656 | 582 | 359 | 161 | 134 | 40 | 9 |
| Handling Stolen Goods | 681 | 319 | 678 | 148 | 875 | 288 | 375 | 116 | 60 | 35 | 14 | 4 |
| Possess Property Susp. Stolen | 152 | 53 | 150 | 29 | 174 | 84 | 61 | 29 | 8 | 10 | 4 | 1 |
| Receiving Stolen Property | 153 | 74 | 140 | 26 | 145 | 48 | 39 | 14 | 8 | 3 | 2 | 1 |
| Possess, Receive, etc. Tainted Property | 365 | 186 | 375 | 92 | 536 | 154 | 265 | 71 | 43 | 21 | 6 | 2 |
| Other Handling Stolen Goods | 11 | 6 | 14 | 1 | 20 | 2 | 10 | 2 | 1 | 1 | 2 | 0 |
| Offences Against Property | 10371 | 2959 | 8912 | 2135 | 9721 | 3853 | 3137 | 1598 | 741 | 562 | 293 | 140 |
| Drug Offences | 7931 | 2217 | 6430 | 1646 | 8176 | 2520 | 4176 | 1257 | 1158 | 639 | 186 | 32 |
| Prostitution Offences | 47 | 12 | 46 | 38 | 119 | 53 | 94 | 52 | 46 | 17 | 19 | 4 |
| Liquor (excluding Drunkenness) | 851 | 147 | 676 | 142 | 989 | 382 | 694 | 163 | 416 | 66 | 69 | 11 |
| Gaming Racing & Betting Offences | 1 | 1 | 0 | 1 | 4 | 0 | 0 | 1 | 0 | 1 | 0 | 0 |
| Breach Domestic Violence Order | 1092 | 141 | 1258 | 191 | 2667 | 336 | 1403 | 211 | 300 | 28 | 51 | 9 |
| Trespassing Vagrancy Offences | 530 | 116 | 275 | 80 | 438 | 125 | 267 | 58 | 86 | 20 | 24 | 2 |
| Weapons Act Offences | 597 | 50 | 475 | 48 | 692 | 67 | 431 | 49 | 197 | 9 | 117 | 2 |
| Good Order Offences | 9587 | 1514 | 5420 | 943 | 6081 | 1537 | 2637 | 779 | 795 | 169 | 182 | 26 |
| Stock Offences | 25 | 6 | 33 | 6 | 98 | 19 | 109 | 16 | 91 | 15 | 107 | 9 |
| Traffic and Related Offences | 9119 | 1832 | 6363 | 1309 | 7964 | 1833 | 4471 | 1218 | 2084 | 423 | 710 | 103 |
| Miscellaneous Offences | 491 | 99 | 374 | 102 | 657 | 140 | 371 | 104 | 183 | 32 | 81 | 13 |
| Other Offences | 30224 | 6125 | 21313 | 4494 | 27842 | 6998 | 14629 | 3906 | 5347 | 1419 | 1546 | 210 |

* Only those offenders whose age and sex were identified are included.

** Community By-Law offences cannot be separated into offences with and without violence. As such, subcategories may not add to the total.

~ This category includes attempted offences.

Offenders - Indigenous**

Queensland by Type of Action ^ by Age - 2006/07*

| Offence | Arrest | | Caution | | Community Conference | | Notice to Appear | | Summons | | Warrant | | Other | |
|---|-------------|-------------|-------------|-----------|----------------------|----------|------------------|--------------|-----------|-----------|----------|------------|------------|-------------|
| | Juvenile | Adult | Juvenile | Adult | Juvenile | Adult | Juvenile | Adult | Juvenile | Adult | Juvenile | Adult | Juvenile | Adult |
| Homicide (Murder) | 0 | 8 | 0 | 0 | 0 | 0 | 0 | 0 | 0 | 0 | 0 | 0 | 0 | 1 |
| Other Homicide | 1 | 14 | 0 | 0 | 0 | 0 | 0 | 1 | 0 | 0 | 0 | 0 | 0 | 1 |
| Attempted Murder | 0 | 9 | 0 | 0 | 0 | 0 | 0 | 0 | 0 | 0 | 0 | 0 | 0 | 1 |
| Conspiracy to Murder | 0 | 2 | 0 | 0 | 0 | 0 | 0 | 0 | 0 | 0 | 0 | 0 | 0 | 0 |
| Manslaughter (excl. by Driving) | 0 | 2 | 0 | 0 | 0 | 0 | 0 | 0 | 0 | 0 | 0 | 0 | 0 | 0 |
| Driving Causing Death | 1 | 1 | 0 | 0 | 0 | 0 | 0 | 1 | 0 | 0 | 0 | 0 | 0 | 0 |
| Assault | 266 | 1768 | 206 | 5 | 59 | 1 | 168 | 1034 | 0 | 11 | 0 | 31 | 19 | 130 |
| Grievous Assault | 21 | 169 | 2 | 0 | 1 | 1 | 6 | 25 | 0 | 1 | 0 | 5 | 0 | 6 |
| Serious Assault | 100 | 812 | 95 | 5 | 33 | 0 | 90 | 579 | 0 | 6 | 0 | 20 | 10 | 62 |
| Serious Assault (Other) | 51 | 189 | 19 | 0 | 5 | 0 | 17 | 55 | 0 | 0 | 0 | 2 | 0 | 4 |
| Common Assault | 94 | 598 | 90 | 0 | 20 | 0 | 56 | 376 | 0 | 4 | 0 | 4 | 9 | 58 |
| Sexual Offences | 34 | 249 | 40 | 2 | 4 | 0 | 13 | 34 | 0 | 2 | 0 | 9 | 23 | 49 |
| Rape & Attempted Rape | 19 | 100 | 2 | 0 | 0 | 0 | 2 | 5 | 0 | 0 | 0 | 0 | 2 | 5 |
| Other Sexual Offences | 15 | 149 | 38 | 2 | 4 | 0 | 11 | 29 | 0 | 2 | 0 | 9 | 21 | 44 |
| Robbery | 96 | 163 | 10 | 0 | 6 | 0 | 15 | 15 | 0 | 0 | 0 | 8 | 1 | 3 |
| Armed Robbery | 30 | 44 | 1 | 0 | 4 | 0 | 3 | 6 | 0 | 0 | 0 | 7 | 0 | 0 |
| Unarmed Robbery | 66 | 119 | 9 | 0 | 2 | 0 | 12 | 9 | 0 | 0 | 0 | 1 | 1 | 3 |
| Extortion | 0 | 2 | 0 | 0 | 0 | 0 | 0 | 1 | 0 | 0 | 0 | 0 | 0 | 0 |
| Kidnapping & Abduction etc. | 2 | 37 | 3 | 0 | 0 | 0 | 2 | 2 | 0 | 0 | 0 | 3 | 0 | 1 |
| Other Offences Against the Person | 21 | 130 | 12 | 0 | 2 | 0 | 13 | 39 | 1 | 1 | 0 | 4 | 6 | 188 |
| Offences Against the Person | 420 | 2371 | 271 | 7 | 71 | 1 | 211 | 1126 | 1 | 14 | 0 | 55 | 49 | 373 |
| Unlawful Entry | 1453 | 1797 | 645 | 12 | 153 | 1 | 734 | 969 | 11 | 3 | 5 | 39 | 13 | 56 |
| Unlawful Entry - Dwelling** | 479 | 978 | 135 | 1 | 35 | 1 | 237 | 427 | 0 | 2 | 1 | 22 | 6 | 39 |
| - Without Violence | 470 | 907 | 133 | 1 | 35 | 1 | 233 | 410 | 0 | 1 | 0 | 19 | 6 | 38 |
| - With Violence | 9 | 71 | 2 | 0 | 0 | 0 | 4 | 16 | 0 | 1 | 1 | 3 | 0 | 1 |
| Unlawful Entry - Shop | 301 | 280 | 117 | 1 | 30 | 0 | 155 | 191 | 2 | 0 | 1 | 10 | 1 | 15 |
| Unlawful Entry - Other | 673 | 539 | 393 | 10 | 88 | 0 | 342 | 351 | 9 | 1 | 3 | 7 | 6 | 2 |
| Arson | 9 | 17 | 10 | 2 | 5 | 0 | 4 | 5 | 0 | 0 | 0 | 0 | 6 | 0 |
| Other Property Damage | 604 | 973 | 547 | 6 | 159 | 1 | 490 | 735 | 1 | 2 | 1 | 10 | 17 | 20 |
| Unlawful Use of Motor Vehicle ~ | 480 | 605 | 132 | 2 | 26 | 0 | 211 | 306 | 0 | 0 | 0 | 28 | 3 | 10 |
| Other Theft (excl. Unlawful Entry) | 935 | 1074 | 761 | 13 | 139 | 0 | 839 | 1221 | 8 | 3 | 2 | 41 | 35 | 27 |
| Stealing from Dwelling | 51 | 43 | 35 | 1 | 10 | 0 | 62 | 48 | 0 | 0 | 0 | 4 | 3 | 2 |
| Shop Stealing | 121 | 239 | 387 | 7 | 68 | 0 | 384 | 613 | 1 | 1 | 0 | 10 | 11 | 1 |
| Vehicles (Steal from/Enter with Intent) | 492 | 466 | 111 | 3 | 25 | 0 | 197 | 237 | 6 | 0 | 1 | 17 | 9 | 12 |
| Other Stealing | 271 | 326 | 228 | 2 | 36 | 0 | 196 | 323 | 1 | 2 | 1 | 10 | 12 | 12 |
| Fraud | 19 | 322 | 21 | 1 | 5 | 0 | 10 | 563 | 0 | 2 | 0 | 13 | 0 | 25 |
| Fraud by Computer | 0 | 0 | 2 | 0 | 0 | 0 | 0 | 10 | 0 | 0 | 0 | 0 | 0 | 0 |
| Fraud by Cheque | 0 | 35 | 0 | 0 | 0 | 0 | 0 | 30 | 0 | 1 | 0 | 2 | 0 | 0 |
| Fraud by Credit Card | 9 | 80 | 2 | 0 | 0 | 0 | 6 | 173 | 0 | 1 | 0 | 0 | 0 | 0 |
| Other Fraud | 10 | 207 | 17 | 1 | 5 | 0 | 4 | 350 | 0 | 0 | 0 | 11 | 0 | 25 |
| Handling Stolen Goods | 105 | 189 | 77 | 1 | 8 | 0 | 133 | 311 | 0 | 0 | 0 | 2 | 2 | 4 |
| Possess Property Susp. Stolen | 22 | 40 | 18 | 0 | 0 | 0 | 35 | 82 | 0 | 0 | 0 | 0 | 1 | 0 |
| Receiving Stolen Property | 37 | 57 | 47 | 0 | 8 | 0 | 44 | 96 | 0 | 0 | 0 | 1 | 1 | 0 |
| Possess, Receive, etc. Tainted Property | 46 | 90 | 12 | 1 | 0 | 0 | 54 | 128 | 0 | 0 | 0 | 1 | 0 | 4 |
| Other Handling Stolen Goods | 0 | 2 | 0 | 0 | 0 | 0 | 0 | 5 | 0 | 0 | 0 | 0 | 0 | 0 |
| Offences Against Property | 3605 | 4977 | 2193 | 37 | 495 | 2 | 2421 | 4108 | 20 | 10 | 8 | 133 | 76 | 142 |
| Drug Offences | 48 | 1116 | 97 | 1 | 1 | 0 | 97 | 1539 | 0 | 3 | 0 | 3 | 97 | 861 |
| Prostitution Offences | 0 | 1 | 0 | 0 | 0 | 0 | 0 | 11 | 0 | 0 | 0 | 0 | 0 | 0 |
| Liquor (excluding Drunkenness) | 37 | 505 | 64 | 10 | 3 | 1 | 66 | 2197 | 0 | 2 | 0 | 1 | 4 | 4 |
| Gaming Racing & Betting Offences | 0 | 0 | 0 | 0 | 0 | 0 | 0 | 1 | 0 | 0 | 0 | 0 | 0 | 0 |
| Breach Domestic Violence Order | 6 | 1379 | 0 | 0 | 0 | 0 | 5 | 794 | 0 | 2 | 0 | 6 | 0 | 124 |
| Trespassing & Vagrancy Offences | 133 | 286 | 142 | 3 | 16 | 0 | 241 | 607 | 0 | 0 | 0 | 0 | 10 | 7 |
| Weapons Act Offences | 24 | 127 | 23 | 2 | 2 | 0 | 21 | 129 | 0 | 2 | 1 | 0 | 0 | 3 |
| Good Order Offences | 444 | 5213 | 160 | 6 | 11 | 0 | 422 | 2999 | 0 | 14 | 1 | 20 | 13 | 21 |
| Stock Offences | 0 | 0 | 0 | 1 | 0 | 0 | 0 | 0 | 0 | 0 | 0 | 0 | 0 | 0 |
| Traffic and Related Offences | 26 | 812 | 12 | 2 | 1 | 0 | 43 | 2464 | 0 | 20 | 0 | 13 | 0 | 2 |
| Miscellaneous Offences | 67 | 166 | 34 | 1 | 13 | 0 | 49 | 199 | 0 | 3 | 1 | 3 | 2 | 18 |
| Total Other Offences | 785 | 9594 | 532 | 26 | 47 | 1 | 942 | 10933 | 0 | 46 | 3 | 46 | 126 | 1040 |

^ See Glossary for definitions and inclusions (page 142)

* Only those offenders whose age and sex were identified are included.

** Community By-Law offences cannot be separated into offences with and without violence. As such, subcategories may not add to the total.

~ This category includes attempted offences.

Offenders - Non-Indigenous**

Queensland by Type of Action ^ by Age - 2006/07*

| Offence | Arrest | | Caution | | Community Conference | | Notice to Appear | | Summons | | Warrant | | Other | |
|---|-------------|--------------|-------------|------------|----------------------|-----------|------------------|--------------|----------|------------|----------|------------|------------|--------------|
| | Juvenile | Adult | Juvenile | Adult | Juvenile | Adult | Juvenile | Adult | Juvenile | Adult | Juvenile | Adult | Juvenile | Adult |
| Homicide (Murder) | 1 | 40 | 0 | 0 | 0 | 0 | 0 | 1 | 0 | 0 | 0 | 0 | 0 | 4 |
| Other Homicide | 0 | 79 | 0 | 0 | 0 | 0 | 0 | 12 | 0 | 9 | 0 | 4 | 0 | 3 |
| Attempted Murder | 0 | 51 | 0 | 0 | 0 | 0 | 0 | 2 | 0 | 0 | 0 | 3 | 0 | 3 |
| Conspiracy to Murder | 0 | 6 | 0 | 0 | 0 | 0 | 0 | 0 | 0 | 0 | 0 | 0 | 0 | 0 |
| Manslaughter (excl. by Driving) | 0 | 7 | 0 | 0 | 0 | 0 | 0 | 0 | 0 | 0 | 0 | 0 | 0 | 0 |
| Driving Causing Death | 0 | 15 | 0 | 0 | 0 | 0 | 0 | 10 | 0 | 9 | 0 | 1 | 0 | 0 |
| Assault | 321 | 4320 | 752 | 28 | 142 | 9 | 283 | 2733 | 3 | 38 | 0 | 63 | 89 | 792 |
| Grievous Assault | 20 | 371 | 4 | 0 | 3 | 0 | 10 | 78 | 1 | 5 | 0 | 9 | 1 | 15 |
| Serious Assault | 121 | 1637 | 404 | 14 | 70 | 6 | 124 | 1509 | 0 | 20 | 0 | 41 | 33 | 358 |
| Serious Assault (Other) | 41 | 516 | 33 | 3 | 15 | 1 | 29 | 158 | 1 | 2 | 0 | 4 | 6 | 24 |
| Common Assault | 140 | 1798 | 311 | 11 | 54 | 2 | 121 | 988 | 1 | 11 | 0 | 9 | 49 | 395 |
| Sexual Offences | 46 | 1398 | 225 | 3 | 37 | 0 | 37 | 395 | 2 | 26 | 0 | 27 | 83 | 303 |
| Rape & Attempted Rape | 18 | 351 | 8 | 0 | 11 | 0 | 2 | 32 | 1 | 5 | 0 | 10 | 12 | 53 |
| Other Sexual Offences | 28 | 1049 | 217 | 3 | 27 | 0 | 35 | 363 | 1 | 21 | 0 | 17 | 71 | 250 |
| Robbery | 193 | 610 | 30 | 1 | 29 | 0 | 33 | 59 | 0 | 0 | 0 | 29 | 2 | 6 |
| Armed Robbery | 97 | 307 | 9 | 0 | 12 | 0 | 6 | 24 | 0 | 0 | 0 | 14 | 0 | 3 |
| Unarmed Robbery | 96 | 303 | 21 | 1 | 17 | 0 | 27 | 35 | 0 | 0 | 0 | 15 | 2 | 3 |
| Extortion | 0 | 37 | 0 | 0 | 0 | 0 | 0 | 6 | 0 | 0 | 0 | 1 | 0 | 1 |
| Kidnapping & Abduction etc. | 8 | 116 | 28 | 0 | 9 | 0 | 0 | 17 | 1 | 0 | 0 | 6 | 1 | 18 |
| Other Offences Against the Person | 38 | 670 | 98 | 2 | 26 | 0 | 35 | 281 | 0 | 21 | 0 | 7 | 14 | 582 |
| Offences Against the Person | 606 | 7258 | 1133 | 34 | 242 | 9 | 388 | 3503 | 6 | 94 | 0 | 137 | 189 | 1709 |
| Unlawful Entry | 865 | 5530 | 998 | 21 | 308 | 3 | 558 | 3296 | 1 | 36 | 4 | 161 | 26 | 117 |
| Unlawful Entry - Dwelling** | 466 | 3276 | 294 | 8 | 105 | 1 | 252 | 1531 | 1 | 17 | 1 | 86 | 17 | 46 |
| - Without Violence | 456 | 3006 | 289 | 8 | 104 | 0 | 248 | 1443 | 1 | 14 | 1 | 75 | 17 | 41 |
| - With Violence | 10 | 269 | 5 | 0 | 1 | 1 | 4 | 88 | 0 | 3 | 0 | 11 | 0 | 5 |
| Unlawful Entry - Shop | 118 | 670 | 135 | 3 | 38 | 0 | 88 | 514 | 0 | 9 | 1 | 24 | 0 | 22 |
| Unlawful Entry - Other | 281 | 1584 | 569 | 10 | 165 | 2 | 218 | 1251 | 0 | 10 | 2 | 51 | 9 | 49 |
| Arson | 23 | 148 | 38 | 0 | 17 | 0 | 5 | 27 | 0 | 1 | 0 | 0 | 0 | 2 |
| Other Property Damage | 514 | 3415 | 1860 | 31 | 433 | 18 | 708 | 4381 | 1 | 49 | 1 | 28 | 88 | 206 |
| Unlawful Use of Motor Vehicle ~ | 261 | 1559 | 239 | 6 | 61 | 0 | 194 | 876 | 0 | 12 | 0 | 61 | 7 | 36 |
| Other Theft (excl. Unlawful Entry) | 739 | 4759 | 3733 | 112 | 555 | 10 | 1160 | 10077 | 0 | 30 | 0 | 187 | 89 | 209 |
| Stealing from Dwelling | 58 | 247 | 140 | 4 | 37 | 1 | 73 | 442 | 0 | 2 | 0 | 17 | 8 | 28 |
| Shop Stealing | 107 | 1012 | 2633 | 65 | 247 | 2 | 597 | 5581 | 0 | 7 | 0 | 30 | 52 | 52 |
| Vehicles (Steal from/Enter with Intent) | 376 | 1708 | 227 | 15 | 132 | 1 | 175 | 1340 | 0 | 7 | 0 | 42 | 6 | 34 |
| Other Stealing | 198 | 1794 | 733 | 28 | 139 | 6 | 315 | 2715 | 0 | 14 | 0 | 98 | 23 | 95 |
| Fraud | 43 | 3147 | 305 | 60 | 146 | 0 | 100 | 6650 | 1 | 38 | 0 | 293 | 2 | 107 |
| Fraud by Computer | 3 | 124 | 12 | 0 | 0 | 0 | 8 | 440 | 0 | 2 | 0 | 5 | 0 | 5 |
| Fraud by Cheque | 1 | 255 | 1 | 0 | 11 | 0 | 1 | 442 | 0 | 1 | 0 | 24 | 0 | 19 |
| Fraud by Credit Card | 22 | 838 | 71 | 2 | 70 | 0 | 38 | 1438 | 0 | 2 | 0 | 74 | 0 | 19 |
| Other Fraud | 17 | 1930 | 221 | 58 | 65 | 0 | 53 | 4331 | 1 | 33 | 0 | 190 | 2 | 64 |
| Handling Stolen Goods | 108 | 1381 | 240 | 7 | 50 | 1 | 149 | 2480 | 0 | 10 | 0 | 24 | 3 | 20 |
| Possess Property Susp. Stolen | 35 | 286 | 40 | 1 | 8 | 1 | 47 | 509 | 0 | 1 | 0 | 3 | 1 | 4 |
| Receiving Stolen Property | 27 | 240 | 113 | 3 | 27 | 0 | 33 | 471 | 0 | 0 | 0 | 6 | 1 | 7 |
| Possess, Receive, etc. Tainted Property | 46 | 809 | 85 | 3 | 15 | 0 | 68 | 1482 | 0 | 8 | 0 | 12 | 1 | 6 |
| Other Handling Stolen Goods | 0 | 47 | 2 | 0 | 0 | 0 | 1 | 18 | 0 | 1 | 0 | 3 | 0 | 3 |
| Offences Against Property | 2549 | 19927 | 7413 | 237 | 1569 | 32 | 2872 | 27778 | 3 | 176 | 5 | 754 | 215 | 697 |
| Drug Offences | 146 | 8914 | 804 | 30 | 39 | 9 | 357 | 20385 | 3 | 16 | 0 | 62 | 542 | 10204 |
| Prostitution Offences | 0 | 35 | 1 | 0 | 0 | 0 | 0 | 508 | 0 | 0 | 0 | 1 | 0 | 2 |
| Liquor (excluding Drunkenness) | 56 | 1588 | 586 | 55 | 21 | 0 | 123 | 847 | 2 | 16 | 0 | 1 | 58 | 43 |
| Gaming Racing & Betting Offences | 0 | 1 | 0 | 0 | 0 | 0 | 0 | 6 | 0 | 0 | 0 | 0 | 0 | 1 |
| Breach Domestic Violence Order | 4 | 2895 | 0 | 5 | 0 | 0 | 1 | 2092 | 0 | 19 | 0 | 36 | 2 | 728 |
| Trespassing & Vagrancy Offences | 97 | 705 | 710 | 21 | 109 | 2 | 259 | 1268 | 0 | 2 | 0 | 2 | 36 | 29 |
| Weapons Act Offences | 41 | 1025 | 229 | 5 | 25 | 2 | 86 | 1917 | 0 | 9 | 0 | 11 | 9 | 50 |
| Good Order Offences | 590 | 17889 | 703 | 33 | 65 | 10 | 620 | 11039 | 1 | 35 | 1 | 120 | 51 | 136 |
| Stock Offences | 0 | 0 | 0 | 126 | 0 | 0 | 0 | 83 | 0 | 3 | 0 | 0 | 0 | 329 |
| Traffic and Related Offences | 50 | 6036 | 63 | 6 | 13 | 0 | 175 | 32440 | 0 | 175 | 0 | 72 | 1 | 50 |
| Miscellaneous Offences | 49 | 879 | 340 | 22 | 41 | 0 | 91 | 1745 | 0 | 27 | 0 | 7 | 87 | 104 |
| Total Other Offences | 1030 | 39854 | 3432 | 302 | 313 | 23 | 1707 | 72225 | 6 | 301 | 1 | 312 | 786 | 11670 |

^ See Glossary for definitions and inclusions (page 142)

* Only those offenders whose age and sex were identified are included.

** Community By-Law offences cannot be separated into offences with and without violence. As such, subcategories may not add to the total.

~ This category includes attempted offences.

Offenders

Regions by Age and Sex - 2006/07*

| Offence | 10 - 14 | | 15 | | 16 | | 17 | | 18 | | 19 | |
|---|-------------|------------|------------|------------|------------|------------|------------|------------|------------|------------|------------|-----------|
| | Male | Female | Male | Female | Male | Female | Male | Female | Male | Female | Male | Female |
| Far Northern Region | | | | | | | | | | | | |
| Homicide (Murder) | 0 | 0 | 0 | 0 | 0 | 0 | 0 | 0 | 1 | 0 | 0 | 0 |
| Other Homicide | 1 | 0 | 0 | 0 | 0 | 0 | 0 | 0 | 1 | 0 | 0 | 0 |
| Assault | 59 | 35 | 30 | 25 | 53 | 24 | 51 | 19 | 80 | 29 | 66 | 10 |
| Sexual Offences | 34 | 7 | 15 | 7 | 16 | 1 | 27 | 1 | 13 | 1 | 15 | 0 |
| Robbery | 15 | 1 | 10 | 0 | 10 | 0 | 8 | 0 | 6 | 0 | 5 | 2 |
| All Other Offences Against the Person ^ | 11 | 0 | 2 | 0 | 5 | 5 | 1 | 4 | 5 | 3 | 4 | 0 |
| Offences Against the Person | 120 | 43 | 57 | 32 | 84 | 30 | 87 | 24 | 106 | 33 | 90 | 12 |
| Unlawful Entry | 470 | 90 | 239 | 43 | 218 | 23 | 170 | 16 | 112 | 18 | 112 | 2 |
| Arson | 10 | 3 | 5 | 1 | 0 | 0 | 0 | 0 | 0 | 0 | 0 | 0 |
| Other Property Damage | 256 | 54 | 113 | 26 | 106 | 15 | 77 | 4 | 69 | 10 | 55 | 5 |
| Unlawful Use of Motor Vehicle ~ | 160 | 14 | 81 | 10 | 79 | 11 | 62 | 4 | 37 | 7 | 15 | 1 |
| Other Theft (excl. Unlawful Entry) | 312 | 172 | 174 | 72 | 128 | 43 | 81 | 35 | 93 | 13 | 63 | 10 |
| Fraud | 18 | 3 | 5 | 0 | 6 | 13 | 5 | 61 | 36 | 8 | 11 | 14 |
| Handling Stolen Goods | 44 | 9 | 23 | 15 | 22 | 7 | 29 | 4 | 21 | 8 | 16 | 2 |
| Offences Against Property | 1270 | 345 | 640 | 167 | 559 | 112 | 424 | 124 | 365 | 64 | 272 | 34 |
| Northern Region | | | | | | | | | | | | |
| Homicide (Murder) | 0 | 0 | 0 | 0 | 0 | 0 | 0 | 0 | 0 | 0 | 0 | 0 |
| Other Homicide | 0 | 0 | 0 | 0 | 0 | 0 | 0 | 0 | 0 | 0 | 1 | 0 |
| Assault | 86 | 52 | 41 | 27 | 35 | 30 | 51 | 27 | 61 | 15 | 49 | 19 |
| Sexual Offences | 22 | 1 | 12 | 1 | 10 | 0 | 16 | 0 | 6 | 0 | 4 | 0 |
| Robbery | 12 | 3 | 7 | 1 | 5 | 1 | 2 | 0 | 3 | 1 | 4 | 1 |
| All Other Offences Against the Person ^ | 7 | 1 | 5 | 2 | 1 | 2 | 5 | 0 | 3 | 0 | 4 | 3 |
| Offences Against the Person | 126 | 57 | 65 | 31 | 51 | 33 | 74 | 27 | 73 | 16 | 62 | 23 |
| Unlawful Entry | 426 | 70 | 259 | 13 | 165 | 27 | 144 | 10 | 143 | 3 | 59 | 8 |
| Arson | 7 | 2 | 0 | 0 | 2 | 1 | 0 | 0 | 1 | 0 | 0 | 0 |
| Other Property Damage | 279 | 54 | 96 | 23 | 95 | 24 | 67 | 14 | 69 | 5 | 43 | 8 |
| Unlawful Use of Motor Vehicle ~ | 74 | 34 | 60 | 12 | 49 | 13 | 47 | 6 | 30 | 9 | 16 | 4 |
| Other Theft (excl. Unlawful Entry) | 321 | 202 | 119 | 73 | 95 | 77 | 90 | 27 | 113 | 29 | 104 | 26 |
| Fraud | 4 | 8 | 14 | 1 | 58 | 8 | 7 | 1 | 24 | 3 | 8 | 13 |
| Handling Stolen Goods | 53 | 12 | 31 | 5 | 17 | 9 | 22 | 7 | 15 | 3 | 6 | 3 |
| Offences Against Property | 1164 | 382 | 579 | 127 | 481 | 159 | 377 | 65 | 395 | 52 | 236 | 62 |
| Central Region | | | | | | | | | | | | |
| Homicide (Murder) | 0 | 0 | 0 | 0 | 0 | 0 | 0 | 0 | 0 | 0 | 1 | 0 |
| Other Homicide | 0 | 0 | 0 | 0 | 0 | 0 | 0 | 0 | 1 | 0 | 0 | 0 |
| Assault | 70 | 42 | 48 | 25 | 42 | 28 | 43 | 23 | 40 | 13 | 39 | 10 |
| Sexual Offences | 37 | 6 | 25 | 7 | 22 | 2 | 17 | 0 | 5 | 0 | 12 | 0 |
| Robbery | 5 | 1 | 2 | 0 | 3 | 1 | 8 | 0 | 5 | 1 | 3 | 0 |
| All Other Offences Against the Person ^ | 21 | 4 | 9 | 2 | 5 | 4 | 4 | 1 | 6 | 2 | 5 | 0 |
| Offences Against the Person | 133 | 53 | 84 | 34 | 72 | 35 | 72 | 24 | 57 | 16 | 60 | 10 |
| Unlawful Entry | 594 | 119 | 184 | 27 | 143 | 15 | 112 | 15 | 96 | 1 | 45 | 6 |
| Arson | 7 | 0 | 1 | 0 | 5 | 0 | 2 | 0 | 2 | 0 | 4 | 0 |
| Other Property Damage | 340 | 85 | 169 | 35 | 107 | 17 | 119 | 14 | 90 | 12 | 57 | 6 |
| Unlawful Use of Motor Vehicle ~ | 73 | 15 | 42 | 4 | 62 | 4 | 17 | 5 | 18 | 3 | 9 | 1 |
| Other Theft (excl. Unlawful Entry) | 538 | 158 | 210 | 72 | 169 | 46 | 126 | 54 | 101 | 20 | 55 | 15 |
| Fraud | 10 | 7 | 11 | 5 | 14 | 10 | 24 | 7 | 16 | 4 | 16 | 19 |
| Handling Stolen Goods | 58 | 6 | 19 | 7 | 14 | 4 | 16 | 6 | 15 | 2 | 10 | 1 |
| Offences Against Property | 1620 | 390 | 636 | 150 | 514 | 96 | 416 | 101 | 338 | 42 | 195 | 48 |
| North Coast Region | | | | | | | | | | | | |
| Homicide (Murder) | 0 | 0 | 0 | 0 | 0 | 0 | 0 | 0 | 0 | 0 | 0 | 0 |
| Other Homicide | 0 | 0 | 0 | 0 | 0 | 0 | 0 | 0 | 1 | 0 | 1 | 1 |
| Assault | 185 | 58 | 71 | 32 | 88 | 30 | 70 | 19 | 94 | 17 | 75 | 21 |
| Sexual Offences | 46 | 18 | 13 | 1 | 24 | 1 | 16 | 0 | 12 | 1 | 21 | 0 |
| Robbery | 13 | 5 | 4 | 1 | 11 | 4 | 13 | 0 | 12 | 1 | 6 | 1 |
| All Other Offences Against the Person ^ | 23 | 9 | 8 | 3 | 8 | 0 | 6 | 2 | 4 | 0 | 5 | 1 |
| Offences Against the Person | 267 | 90 | 96 | 37 | 131 | 35 | 104 | 21 | 123 | 19 | 108 | 24 |
| Unlawful Entry | 340 | 50 | 261 | 17 | 313 | 13 | 194 | 27 | 294 | 19 | 127 | 8 |
| Arson | 3 | 3 | 2 | 1 | 5 | 0 | 2 | 1 | 2 | 0 | 1 | 0 |
| Other Property Damage | 439 | 72 | 182 | 36 | 207 | 29 | 160 | 26 | 223 | 16 | 123 | 7 |
| Unlawful Use of Motor Vehicle ~ | 54 | 14 | 59 | 12 | 49 | 7 | 55 | 10 | 43 | 7 | 32 | 4 |
| Other Theft (excl. Unlawful Entry) | 564 | 318 | 268 | 162 | 262 | 104 | 271 | 114 | 226 | 83 | 149 | 52 |
| Fraud | 20 | 37 | 15 | 13 | 21 | 21 | 31 | 24 | 39 | 19 | 46 | 7 |
| Handling Stolen Goods | 41 | 14 | 55 | 18 | 27 | 6 | 54 | 11 | 45 | 11 | 33 | 5 |
| Offences Against Property | 1461 | 508 | 842 | 259 | 882 | 180 | 767 | 213 | 871 | 155 | 511 | 83 |

* Only those offenders whose age and sex were identified are included.

^ All Other Offences Against the Person includes the offence sub-divisions of Extortion, and Kidnapping, Abduction and Deprivation of Liberty.

~ This category includes attempted offences.

Offenders

Regions by Age and Sex - 2006/07*

| Offence | 20 - 24 | | 25 - 29 | | 30 - 39 | | 40 - 49 | | 50 - 59 | | 60 & over | |
|---|-------------|------------|-------------|------------|-------------|------------|------------|------------|------------|------------|-----------|-----------|
| | Male | Female | Male | Female | Male | Female | Male | Female | Male | Female | Male | Female |
| Far Northern Region | | | | | | | | | | | | |
| Homicide (Murder) | 1 | 2 | 2 | 0 | 1 | 0 | 0 | 0 | 0 | 0 | 0 | 0 |
| Other Homicide | 1 | 0 | 0 | 0 | 0 | 0 | 3 | 0 | 0 | 0 | 1 | 1 |
| Assault | 281 | 75 | 204 | 71 | 363 | 119 | 153 | 52 | 49 | 19 | 17 | 4 |
| Sexual Offences | 49 | 0 | 25 | 1 | 58 | 2 | 79 | 0 | 44 | 0 | 22 | 0 |
| Robbery | 6 | 0 | 21 | 0 | 7 | 0 | 4 | 0 | 0 | 0 | 0 | 0 |
| All Other Offences Against the Person ^ | 23 | 21 | 21 | 17 | 61 | 42 | 34 | 23 | 10 | 4 | 3 | 1 |
| Offences Against the Person | 361 | 98 | 273 | 88 | 490 | 163 | 272 | 75 | 103 | 23 | 43 | 6 |
| Unlawful Entry | 171 | 22 | 98 | 9 | 143 | 24 | 25 | 4 | 7 | 3 | 0 | 0 |
| Arson | 0 | 0 | 3 | 0 | 2 | 1 | 0 | 1 | 0 | 0 | 0 | 0 |
| Other Property Damage | 210 | 36 | 110 | 13 | 146 | 41 | 41 | 10 | 7 | 3 | 1 | 1 |
| Unlawful Use of Motor Vehicle ~ | 63 | 10 | 26 | 1 | 20 | 3 | 3 | 1 | 1 | 1 | 0 | 0 |
| Other Theft (excl. Unlawful Entry) | 175 | 70 | 104 | 28 | 127 | 55 | 54 | 30 | 11 | 13 | 4 | 4 |
| Fraud | 57 | 61 | 52 | 43 | 82 | 21 | 41 | 62 | 3 | 1 | 11 | 0 |
| Handling Stolen Goods | 55 | 10 | 35 | 4 | 58 | 12 | 17 | 9 | 9 | 3 | 1 | 0 |
| Offences Against Property | 731 | 209 | 428 | 98 | 578 | 157 | 181 | 117 | 38 | 24 | 17 | 5 |
| Northern Region | | | | | | | | | | | | |
| Homicide (Murder) | 0 | 0 | 0 | 0 | 2 | 0 | 3 | 0 | 0 | 0 | 0 | 0 |
| Other Homicide | 0 | 1 | 3 | 2 | 2 | 0 | 2 | 0 | 2 | 0 | 0 | 0 |
| Assault | 261 | 67 | 158 | 70 | 274 | 103 | 135 | 56 | 39 | 7 | 15 | 2 |
| Sexual Offences | 25 | 0 | 15 | 1 | 33 | 2 | 53 | 0 | 20 | 0 | 10 | 0 |
| Robbery | 12 | 0 | 6 | 0 | 7 | 0 | 2 | 0 | 0 | 0 | 0 | 0 |
| All Other Offences Against the Person ^ | 19 | 6 | 19 | 13 | 25 | 15 | 18 | 8 | 6 | 1 | 0 | 0 |
| Offences Against the Person | 317 | 74 | 201 | 86 | 343 | 120 | 213 | 64 | 67 | 8 | 25 | 2 |
| Unlawful Entry | 207 | 21 | 127 | 78 | 68 | 8 | 16 | 2 | 1 | 0 | 1 | 1 |
| Arson | 0 | 0 | 0 | 0 | 0 | 0 | 2 | 0 | 0 | 0 | 0 | 0 |
| Other Property Damage | 731 | 28 | 94 | 18 | 100 | 20 | 43 | 15 | 9 | 0 | 3 | 0 |
| Unlawful Use of Motor Vehicle ~ | 70 | 15 | 18 | 3 | 26 | 3 | 6 | 1 | 3 | 0 | 0 | 0 |
| Other Theft (excl. Unlawful Entry) | 141 | 61 | 116 | 49 | 95 | 65 | 63 | 22 | 13 | 6 | 8 | 1 |
| Fraud | 57 | 101 | 58 | 25 | 46 | 39 | 33 | 57 | 14 | 49 | 3 | 0 |
| Handling Stolen Goods | 39 | 24 | 25 | 5 | 30 | 16 | 9 | 8 | 5 | 2 | 1 | 1 |
| Offences Against Property | 1245 | 250 | 437 | 178 | 365 | 151 | 171 | 105 | 45 | 57 | 16 | 3 |
| Central Region | | | | | | | | | | | | |
| Homicide (Murder) | 0 | 0 | 0 | 0 | 0 | 0 | 0 | 0 | 0 | 0 | 0 | 0 |
| Other Homicide | 1 | 1 | 0 | 0 | 2 | 0 | 2 | 0 | 1 | 0 | 0 | 0 |
| Assault | 192 | 46 | 147 | 33 | 216 | 70 | 108 | 36 | 46 | 6 | 13 | 0 |
| Sexual Offences | 31 | 1 | 23 | 0 | 57 | 5 | 60 | 1 | 15 | 1 | 45 | 0 |
| Robbery | 7 | 4 | 6 | 0 | 5 | 0 | 1 | 1 | 0 | 0 | 0 | 0 |
| All Other Offences Against the Person ^ | 34 | 15 | 32 | 18 | 59 | 60 | 29 | 18 | 11 | 0 | 2 | 1 |
| Offences Against the Person | 265 | 67 | 208 | 51 | 339 | 135 | 200 | 56 | 73 | 7 | 60 | 1 |
| Unlawful Entry | 217 | 20 | 130 | 6 | 109 | 19 | 27 | 4 | 2 | 1 | 0 | 0 |
| Arson | 4 | 0 | 1 | 0 | 2 | 0 | 1 | 0 | 3 | 0 | 0 | 0 |
| Other Property Damage | 165 | 15 | 89 | 9 | 106 | 18 | 50 | 7 | 20 | 1 | 4 | 1 |
| Unlawful Use of Motor Vehicle ~ | 31 | 4 | 15 | 3 | 28 | 0 | 5 | 2 | 1 | 0 | 0 | 0 |
| Other Theft (excl. Unlawful Entry) | 162 | 58 | 99 | 33 | 117 | 85 | 56 | 34 | 17 | 17 | 8 | 9 |
| Fraud | 98 | 60 | 88 | 37 | 99 | 27 | 52 | 23 | 12 | 15 | 1 | 1 |
| Handling Stolen Goods | 46 | 16 | 31 | 2 | 32 | 19 | 17 | 4 | 1 | 4 | 3 | 0 |
| Offences Against Property | 723 | 173 | 453 | 90 | 493 | 168 | 208 | 74 | 56 | 38 | 16 | 11 |
| North Coast Region | | | | | | | | | | | | |
| Homicide (Murder) | 1 | 0 | 1 | 0 | 2 | 0 | 0 | 0 | 0 | 0 | 0 | 0 |
| Other Homicide | 0 | 1 | 1 | 0 | 8 | 1 | 2 | 0 | 1 | 0 | 4 | 0 |
| Assault | 257 | 71 | 183 | 53 | 303 | 101 | 212 | 65 | 70 | 15 | 26 | 5 |
| Sexual Offences | 45 | 2 | 66 | 1 | 92 | 3 | 105 | 4 | 83 | 0 | 56 | 1 |
| Robbery | 22 | 1 | 14 | 0 | 12 | 3 | 2 | 0 | 0 | 0 | 0 | 0 |
| All Other Offences Against the Person ^ | 23 | 11 | 23 | 15 | 85 | 53 | 42 | 20 | 12 | 4 | 8 | 2 |
| Offences Against the Person | 348 | 86 | 288 | 69 | 502 | 161 | 363 | 89 | 166 | 19 | 94 | 8 |
| Unlawful Entry | 362 | 35 | 879 | 22 | 274 | 26 | 115 | 11 | 10 | 1 | 3 | 0 |
| Arson | 4 | 3 | 4 | 0 | 4 | 0 | 3 | 1 | 0 | 0 | 0 | 0 |
| Other Property Damage | 291 | 36 | 197 | 27 | 233 | 34 | 96 | 16 | 18 | 7 | 8 | 0 |
| Unlawful Use of Motor Vehicle ~ | 119 | 10 | 100 | 4 | 47 | 6 | 25 | 1 | 3 | 0 | 1 | 0 |
| Other Theft (excl. Unlawful Entry) | 468 | 166 | 298 | 142 | 385 | 281 | 159 | 122 | 30 | 93 | 53 | 42 |
| Fraud | 218 | 106 | 211 | 207 | 316 | 186 | 164 | 69 | 31 | 19 | 7 | 1 |
| Handling Stolen Goods | 90 | 24 | 69 | 11 | 101 | 43 | 44 | 17 | 9 | 6 | 3 | 1 |
| Offences Against Property | 1552 | 380 | 1758 | 413 | 1360 | 576 | 605 | 237 | 101 | 126 | 75 | 44 |

* Only those offenders whose age and sex were identified are included.

^ All Other Offences Against the Person includes the offence sub-divisions of Extortion, and Kidnapping, Abduction and Deprivation of Liberty.

~ This category includes attempted offences.

Offenders

Regions by Age and Sex - 2006/07*

| Offence | 10 - 14 | | 15 | | 16 | | 17 | | 18 | | 19 | |
|---|------------|------------|------------|------------|------------|------------|-------------|------------|------------|------------|------------|------------|
| | Male | Female | Male | Female | Male | Female | Male | Female | Male | Female | Male | Female |
| Southern Region | | | | | | | | | | | | |
| Homicide (Murder) | 0 | 0 | 0 | 0 | 0 | 0 | 1 | 0 | 0 | 0 | 0 | 0 |
| Other Homicide | 0 | 0 | 0 | 0 | 0 | 0 | 1 | 0 | 0 | 0 | 2 | 0 |
| Assault | 116 | 37 | 47 | 45 | 53 | 23 | 55 | 16 | 77 | 26 | 48 | 21 |
| Sexual Offences | 37 | 0 | 8 | 2 | 28 | 1 | 8 | 0 | 17 | 1 | 5 | 0 |
| Robbery | 18 | 1 | 12 | 1 | 9 | 2 | 7 | 2 | 2 | 0 | 13 | 1 |
| All Other Offences Against the Person ^ | 19 | 7 | 7 | 5 | 7 | 2 | 14 | 1 | 14 | 1 | 3 | 2 |
| Offences Against the Person | 190 | 45 | 74 | 53 | 97 | 28 | 86 | 19 | 110 | 28 | 71 | 24 |
| Unlawful Entry | 256 | 31 | 124 | 11 | 140 | 14 | 106 | 12 | 161 | 5 | 99 | 5 |
| Arson | 1 | 0 | 5 | 0 | 1 | 0 | 2 | 0 | 0 | 0 | 1 | 0 |
| Other Property Damage | 352 | 55 | 118 | 41 | 94 | 38 | 99 | 23 | 124 | 18 | 105 | 6 |
| Unlawful Use of Motor Vehicle ~ | 55 | 6 | 18 | 8 | 27 | 5 | 30 | 4 | 36 | 1 | 29 | 4 |
| Other Theft (excl. Unlawful Entry) | 258 | 173 | 133 | 67 | 137 | 76 | 141 | 48 | 166 | 68 | 122 | 56 |
| Fraud | 14 | 17 | 2 | 2 | 3 | 9 | 8 | 28 | 107 | 11 | 38 | 15 |
| Handling Stolen Goods | 29 | 6 | 17 | 2 | 13 | 3 | 17 | 6 | 18 | 12 | 19 | 6 |
| Offences Against Property | 964 | 288 | 416 | 131 | 415 | 145 | 403 | 121 | 612 | 115 | 413 | 92 |
| South Eastern Region | | | | | | | | | | | | |
| Homicide (Murder) | 0 | 0 | 0 | 0 | 0 | 0 | 0 | 1 | 1 | 0 | 0 | 0 |
| Other Homicide | 0 | 0 | 0 | 0 | 0 | 0 | 1 | 1 | 1 | 0 | 0 | 0 |
| Assault | 72 | 70 | 51 | 31 | 44 | 17 | 44 | 25 | 62 | 11 | 58 | 12 |
| Sexual Offences | 21 | 4 | 14 | 0 | 6 | 0 | 7 | 0 | 8 | 0 | 14 | 0 |
| Robbery | 17 | 16 | 26 | 11 | 39 | 6 | 42 | 5 | 27 | 6 | 17 | 2 |
| All Other Offences Against the Person ^ | 13 | 7 | 18 | 7 | 14 | 0 | 6 | 2 | 7 | 0 | 6 | 1 |
| Offences Against the Person | 123 | 97 | 109 | 49 | 103 | 23 | 100 | 34 | 106 | 17 | 95 | 15 |
| Unlawful Entry | 180 | 29 | 138 | 35 | 122 | 10 | 129 | 14 | 103 | 5 | 89 | 6 |
| Arson | 11 | 4 | 6 | 0 | 4 | 2 | 2 | 0 | 9 | 0 | 1 | 0 |
| Other Property Damage | 218 | 72 | 186 | 20 | 160 | 9 | 257 | 13 | 155 | 7 | 111 | 12 |
| Unlawful Use of Motor Vehicle ~ | 60 | 10 | 63 | 19 | 54 | 6 | 73 | 31 | 66 | 7 | 49 | 8 |
| Other Theft (excl. Unlawful Entry) | 317 | 324 | 240 | 206 | 181 | 129 | 224 | 136 | 222 | 77 | 111 | 51 |
| Fraud | 4 | 69 | 10 | 7 | 17 | 43 | 46 | 40 | 29 | 21 | 32 | 32 |
| Handling Stolen Goods | 28 | 9 | 22 | 8 | 29 | 7 | 47 | 4 | 46 | 5 | 39 | 6 |
| Offences Against Property | 818 | 517 | 664 | 295 | 567 | 206 | 777 | 238 | 630 | 122 | 432 | 115 |
| Metropolitan North Region | | | | | | | | | | | | |
| Homicide (Murder) | 0 | 0 | 0 | 0 | 0 | 0 | 0 | 0 | 1 | 0 | 1 | 0 |
| Other Homicide | 0 | 0 | 0 | 0 | 0 | 0 | 0 | 0 | 0 | 0 | 0 | 0 |
| Assault | 61 | 30 | 26 | 21 | 44 | 11 | 55 | 7 | 65 | 9 | 63 | 12 |
| Sexual Offences | 30 | 1 | 2 | 2 | 3 | 2 | 3 | 0 | 13 | 0 | 12 | 0 |
| Robbery | 7 | 5 | 6 | 6 | 22 | 4 | 13 | 5 | 11 | 6 | 9 | 2 |
| All Other Offences Against the Person ^ | 9 | 11 | 8 | 3 | 8 | 1 | 11 | 1 | 5 | 0 | 3 | 2 |
| Offences Against the Person | 106 | 47 | 42 | 32 | 77 | 18 | 82 | 13 | 95 | 15 | 88 | 16 |
| Unlawful Entry | 98 | 9 | 35 | 17 | 73 | 12 | 127 | 7 | 134 | 1 | 96 | 4 |
| Arson | 13 | 4 | 0 | 0 | 1 | 0 | 2 | 0 | 3 | 0 | 0 | 0 |
| Other Property Damage | 162 | 45 | 89 | 19 | 274 | 33 | 193 | 17 | 138 | 7 | 115 | 6 |
| Unlawful Use of Motor Vehicle ~ | 24 | 9 | 12 | 10 | 31 | 12 | 28 | 4 | 39 | 17 | 48 | 4 |
| Other Theft (excl. Unlawful Entry) | 331 | 332 | 134 | 169 | 248 | 173 | 198 | 91 | 173 | 98 | 169 | 50 |
| Fraud | 7 | 21 | 3 | 10 | 13 | 26 | 25 | 20 | 54 | 22 | 146 | 18 |
| Handling Stolen Goods | 37 | 12 | 11 | 8 | 29 | 3 | 29 | 7 | 51 | 11 | 44 | 7 |
| Offences Against Property | 672 | 432 | 284 | 233 | 669 | 259 | 602 | 146 | 592 | 156 | 618 | 89 |
| Metropolitan South Region | | | | | | | | | | | | |
| Homicide (Murder) | 0 | 0 | 0 | 0 | 1 | 0 | 0 | 0 | 0 | 0 | 0 | 0 |
| Other Homicide | 0 | 0 | 0 | 0 | 0 | 0 | 0 | 0 | 0 | 0 | 0 | 0 |
| Assault | 85 | 48 | 57 | 27 | 60 | 15 | 62 | 15 | 45 | 18 | 33 | 12 |
| Sexual Offences | 28 | 5 | 9 | 1 | 11 | 1 | 12 | 0 | 18 | 0 | 18 | 0 |
| Robbery | 17 | 13 | 28 | 4 | 30 | 0 | 35 | 0 | 25 | 3 | 19 | 0 |
| All Other Offences Against the Person ^ | 14 | 5 | 3 | 3 | 10 | 2 | 8 | 0 | 5 | 1 | 4 | 1 |
| Offences Against the Person | 144 | 71 | 97 | 35 | 112 | 18 | 117 | 15 | 93 | 22 | 74 | 13 |
| Unlawful Entry | 114 | 20 | 75 | 8 | 91 | 7 | 97 | 14 | 93 | 10 | 65 | 9 |
| Arson | 1 | 0 | 3 | 0 | 3 | 0 | 7 | 0 | 1 | 0 | 5 | 0 |
| Other Property Damage | 182 | 43 | 130 | 15 | 189 | 9 | 622 | 18 | 100 | 14 | 73 | 9 |
| Unlawful Use of Motor Vehicle ~ | 60 | 8 | 58 | 8 | 48 | 11 | 59 | 18 | 45 | 19 | 39 | 12 |
| Other Theft (excl. Unlawful Entry) | 184 | 136 | 105 | 87 | 113 | 74 | 150 | 53 | 120 | 43 | 99 | 25 |
| Fraud | 5 | 1 | 6 | 6 | 14 | 21 | 36 | 27 | 34 | 23 | 23 | 11 |
| Handling Stolen Goods | 17 | 11 | 14 | 12 | 17 | 13 | 34 | 9 | 37 | 8 | 22 | 6 |
| Offences Against Property | 563 | 219 | 391 | 135 | 475 | 135 | 1005 | 139 | 430 | 117 | 326 | 72 |

* Only those offenders whose age and sex were identified are included.

^ All Other Offences Against the Person includes the offence sub-divisions of Extortion, and Kidnapping, Abduction and Deprivation of Liberty.

~ This category includes attempted offences.

Offenders

Regions by Age and Sex - 2006/07*

| Offence | 20 - 24 | | 25 - 29 | | 30 - 39 | | 40 - 49 | | 50 - 59 | | 60 & over | |
|---|-------------|------------|-------------|------------|-------------|-------------|------------|------------|------------|------------|-----------|-----------|
| | Male | Female | Male | Female | Male | Female | Male | Female | Male | Female | Male | Female |
| Southern Region | | | | | | | | | | | | |
| Homicide (Murder) | 1 | 0 | 2 | 0 | 2 | 0 | 3 | 3 | 0 | 1 | 0 | 0 |
| Other Homicide | 3 | 0 | 1 | 2 | 4 | 1 | 0 | 2 | 0 | 1 | 1 | 0 |
| Assault | 214 | 65 | 168 | 49 | 255 | 91 | 145 | 30 | 34 | 7 | 18 | 2 |
| Sexual Offences | 48 | 2 | 32 | 0 | 64 | 1 | 59 | 4 | 17 | 2 | 47 | 2 |
| Robbery | 25 | 6 | 24 | 2 | 7 | 0 | 1 | 0 | 0 | 1 | 0 | 0 |
| All Other Offences Against the Person ^ | 36 | 14 | 35 | 21 | 50 | 35 | 50 | 19 | 8 | 9 | 6 | 0 |
| Offences Against the Person | 327 | 87 | 262 | 74 | 382 | 128 | 258 | 58 | 59 | 21 | 72 | 4 |
| Unlawful Entry | 336 | 32 | 320 | 21 | 291 | 21 | 47 | 6 | 6 | 0 | 3 | 0 |
| Arson | 5 | 0 | 2 | 0 | 12 | 8 | 0 | 0 | 1 | 0 | 0 | 1 |
| Other Property Damage | 306 | 32 | 154 | 24 | 184 | 31 | 51 | 11 | 7 | 3 | 3 | 0 |
| Unlawful Use of Motor Vehicle ~ | 80 | 5 | 50 | 10 | 36 | 3 | 12 | 1 | 2 | 0 | 0 | 0 |
| Other Theft (excl. Unlawful Entry) | 311 | 235 | 225 | 109 | 278 | 124 | 71 | 117 | 21 | 15 | 11 | 4 |
| Fraud | 170 | 139 | 124 | 48 | 152 | 202 | 74 | 40 | 19 | 9 | 3 | 1 |
| Handling Stolen Goods | 84 | 52 | 58 | 23 | 70 | 32 | 30 | 13 | 7 | 1 | 0 | 0 |
| Offences Against Property | 1290 | 495 | 933 | 234 | 1022 | 421 | 285 | 188 | 63 | 28 | 20 | 6 |
| South Eastern Region | | | | | | | | | | | | |
| Homicide (Murder) | 4 | 0 | 1 | 0 | 2 | 1 | 1 | 1 | 0 | 0 | 3 | 0 |
| Other Homicide | 3 | 0 | 3 | 0 | 8 | 1 | 0 | 0 | 1 | 1 | 1 | 0 |
| Assault | 240 | 41 | 196 | 44 | 292 | 81 | 139 | 32 | 51 | 8 | 25 | 5 |
| Sexual Offences | 21 | 1 | 24 | 0 | 69 | 1 | 74 | 2 | 27 | 0 | 24 | 0 |
| Robbery | 45 | 9 | 19 | 5 | 28 | 7 | 11 | 5 | 6 | 0 | 0 | 0 |
| All Other Offences Against the Person ^ | 39 | 17 | 37 | 9 | 65 | 27 | 29 | 3 | 21 | 1 | 3 | 0 |
| Offences Against the Person | 352 | 68 | 280 | 58 | 463 | 118 | 254 | 43 | 106 | 10 | 56 | 5 |
| Unlawful Entry | 443 | 27 | 366 | 16 | 428 | 42 | 101 | 14 | 7 | 0 | 2 | 1 |
| Arson | 10 | 2 | 6 | 0 | 7 | 5 | 1 | 1 | 3 | 0 | 1 | 0 |
| Other Property Damage | 271 | 30 | 161 | 16 | 229 | 36 | 61 | 19 | 12 | 10 | 9 | 2 |
| Unlawful Use of Motor Vehicle ~ | 167 | 20 | 99 | 12 | 112 | 21 | 27 | 9 | 6 | 1 | 0 | 0 |
| Other Theft (excl. Unlawful Entry) | 473 | 187 | 393 | 125 | 434 | 295 | 176 | 138 | 74 | 50 | 33 | 17 |
| Fraud | 246 | 110 | 357 | 142 | 544 | 620 | 128 | 89 | 52 | 34 | 17 | 1 |
| Handling Stolen Goods | 131 | 48 | 128 | 22 | 205 | 66 | 81 | 26 | 14 | 3 | 1 | 0 |
| Offences Against Property | 1739 | 424 | 1509 | 333 | 1958 | 1085 | 575 | 296 | 168 | 98 | 63 | 21 |
| Metropolitan North Region | | | | | | | | | | | | |
| Homicide (Murder) | 0 | 0 | 0 | 0 | 1 | 0 | 0 | 0 | 0 | 0 | 1 | 0 |
| Other Homicide | 0 | 1 | 3 | 1 | 6 | 0 | 2 | 0 | 0 | 0 | 0 | 0 |
| Assault | 257 | 45 | 204 | 27 | 297 | 76 | 142 | 40 | 40 | 6 | 12 | 1 |
| Sexual Offences | 31 | 0 | 43 | 0 | 69 | 1 | 59 | 1 | 34 | 0 | 20 | 0 |
| Robbery | 34 | 3 | 26 | 4 | 21 | 2 | 9 | 2 | 0 | 0 | 0 | 0 |
| All Other Offences Against the Person ^ | 26 | 11 | 32 | 9 | 63 | 21 | 49 | 10 | 21 | 4 | 2 | 1 |
| Offences Against the Person | 348 | 60 | 308 | 41 | 455 | 100 | 259 | 53 | 95 | 10 | 35 | 2 |
| Unlawful Entry | 321 | 44 | 495 | 66 | 482 | 50 | 75 | 8 | 16 | 4 | 4 | 0 |
| Arson | 2 | 0 | 3 | 0 | 8 | 0 | 3 | 1 | 0 | 0 | 0 | 0 |
| Other Property Damage | 269 | 26 | 180 | 20 | 170 | 19 | 59 | 14 | 18 | 2 | 4 | 0 |
| Unlawful Use of Motor Vehicle ~ | 146 | 35 | 112 | 30 | 139 | 13 | 18 | 7 | 3 | 0 | 1 | 0 |
| Other Theft (excl. Unlawful Entry) | 557 | 273 | 492 | 194 | 559 | 284 | 183 | 123 | 53 | 72 | 32 | 26 |
| Fraud | 220 | 198 | 352 | 168 | 452 | 246 | 162 | 124 | 42 | 28 | 4 | 5 |
| Handling Stolen Goods | 136 | 83 | 176 | 38 | 198 | 56 | 87 | 20 | 3 | 9 | 4 | 1 |
| Offences Against Property | 1651 | 659 | 1810 | 516 | 2007 | 668 | 587 | 297 | 135 | 115 | 49 | 32 |
| Metropolitan South Region | | | | | | | | | | | | |
| Homicide (Murder) | 1 | 0 | 1 | 1 | 1 | 0 | 1 | 0 | 0 | 0 | 0 | 0 |
| Other Homicide | 6 | 0 | 1 | 2 | 5 | 2 | 4 | 1 | 1 | 0 | 0 | 0 |
| Assault | 153 | 48 | 129 | 33 | 242 | 72 | 121 | 32 | 53 | 13 | 18 | 2 |
| Sexual Offences | 47 | 1 | 31 | 3 | 76 | 2 | 64 | 1 | 39 | 1 | 14 | 0 |
| Robbery | 40 | 4 | 29 | 4 | 30 | 5 | 1 | 1 | 1 | 0 | 0 | 0 |
| All Other Offences Against the Person ^ | 41 | 6 | 27 | 11 | 71 | 19 | 43 | 9 | 20 | 3 | 5 | 1 |
| Offences Against the Person | 288 | 59 | 217 | 54 | 423 | 100 | 233 | 44 | 114 | 17 | 37 | 3 |
| Unlawful Entry | 327 | 34 | 438 | 37 | 521 | 34 | 92 | 2 | 11 | 6 | 0 | 0 |
| Arson | 2 | 0 | 4 | 1 | 21 | 0 | 2 | 0 | 1 | 0 | 0 | 0 |
| Other Property Damage | 256 | 30 | 151 | 19 | 178 | 35 | 68 | 14 | 19 | 2 | 2 | 1 |
| Unlawful Use of Motor Vehicle ~ | 152 | 18 | 128 | 18 | 156 | 26 | 24 | 2 | 7 | 0 | 1 | 0 |
| Other Theft (excl. Unlawful Entry) | 388 | 156 | 397 | 104 | 427 | 254 | 135 | 101 | 42 | 43 | 22 | 15 |
| Fraud | 211 | 67 | 309 | 45 | 449 | 229 | 113 | 146 | 43 | 18 | 10 | 1 |
| Handling Stolen Goods | 100 | 62 | 156 | 43 | 180 | 44 | 90 | 19 | 12 | 7 | 1 | 1 |
| Offences Against Property | 1434 | 367 | 1582 | 267 | 1931 | 622 | 524 | 284 | 135 | 76 | 36 | 18 |

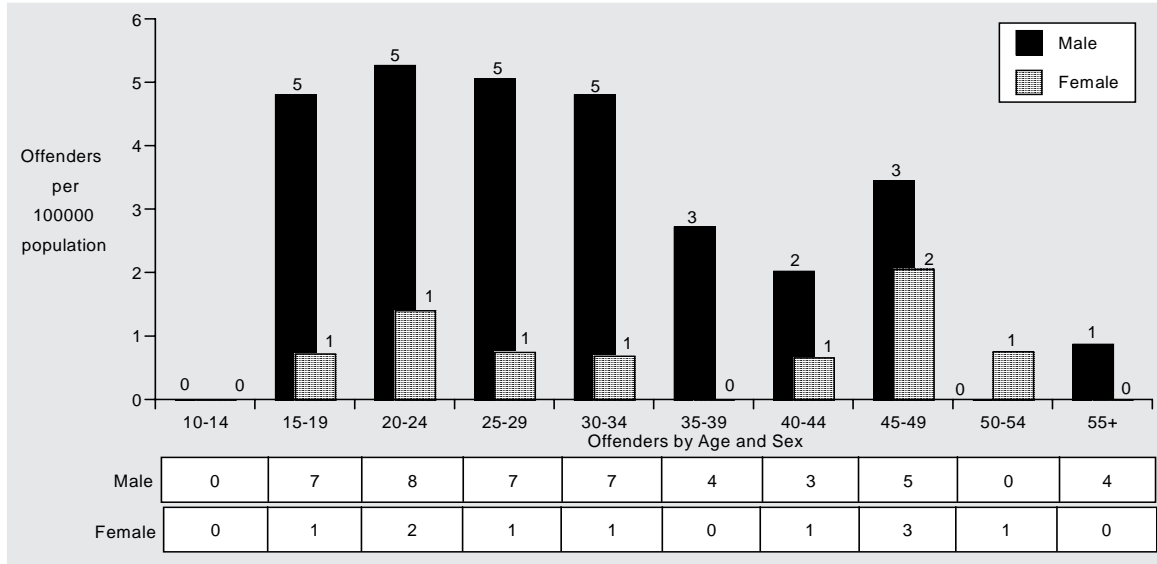
* Only those offenders whose age and sex were identified are included.

^ All Other Offences Against the Person includes the offence sub-divisions of Extortion, and Kidnapping, Abduction and Deprivation of Liberty.

~ This category includes attempted offences.

Offenders

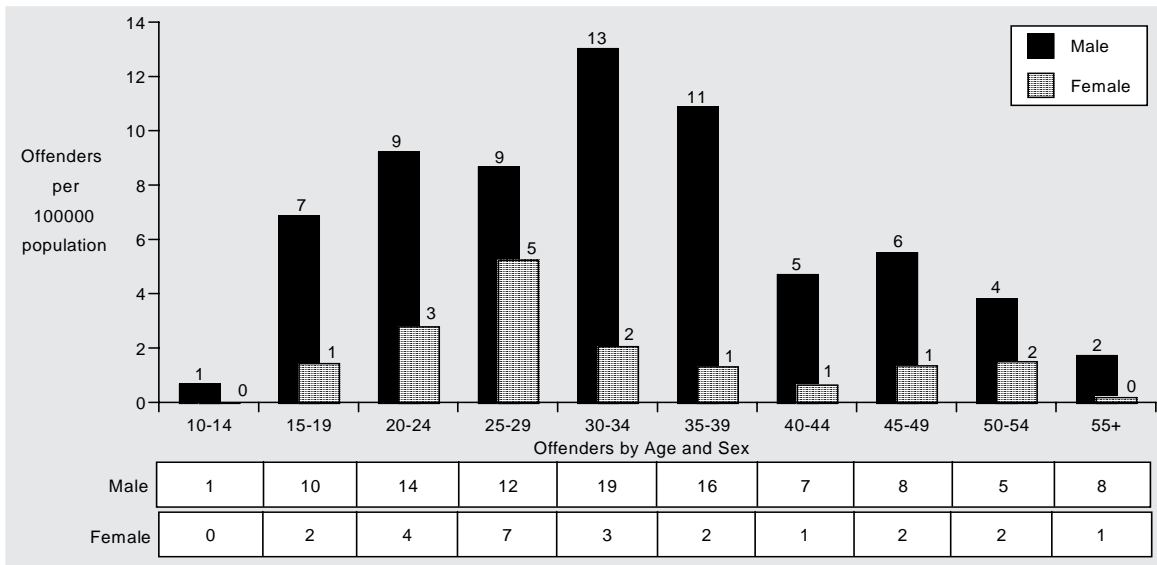
Homicide (Murder) - 2006/07*



For most age groups, males were more likely than females to commit Homicide (Murder) with males aged fifteen to thirty-four years representing 53% of all

offenders. Of those proceeded against for Homicide, 82% were male. Of the total 55 offenders responsible for Homicide (Murder) offences, only ten were female.

Other Homicide - 2006/07*



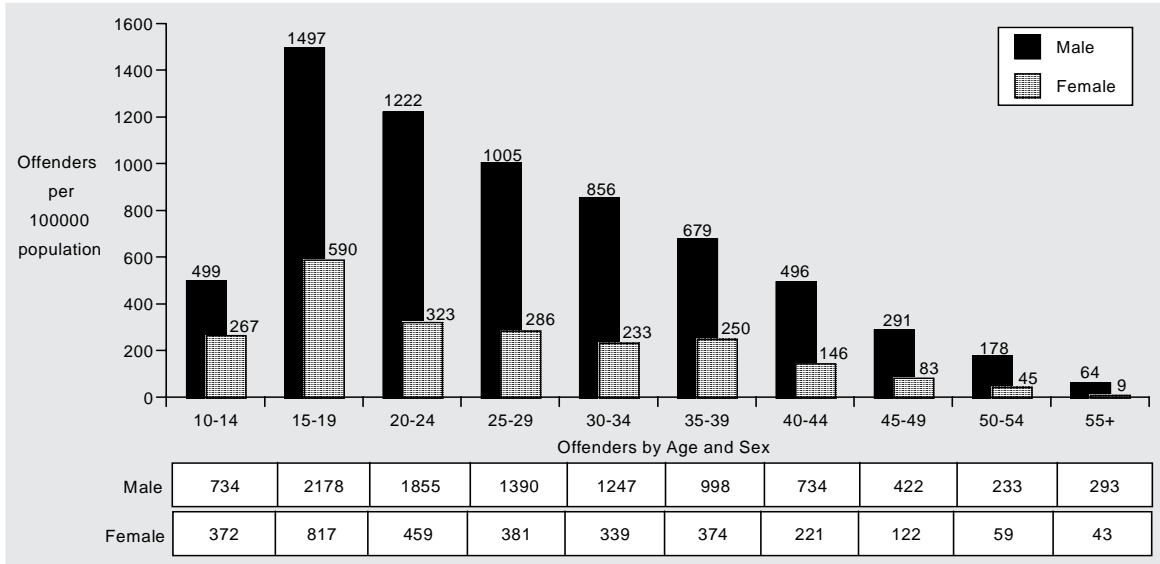
Males aged thirty to thirty-four years were most likely to commit Other Homicide offences. At every age, males committed more offences than females. In total, only

19% of those proceeded against for Other Homicide offences were female. Males aged fifteen to thirty-nine accounted for 57% of all offenders in this offence type.

* Only those offenders whose age and sex were identified are included.

Offenders

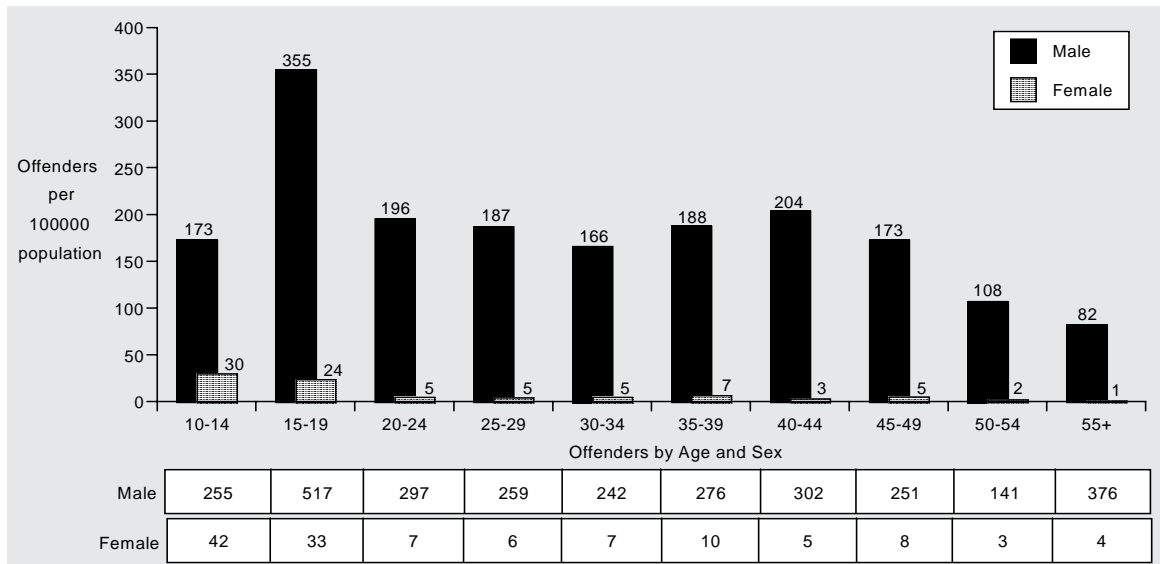
Assault - 2006/07*



As with most offence types, the likelihood of committing Assault offences decreases with increasing age for both males and females. Approximately 76% of offenders were male. In fact, 58% of offenders were

male aged fifteen to thirty-nine years. Both males and females in the fifteen to nineteen year age cohort were most likely to offend.

Sexual Offences - 2006/07*



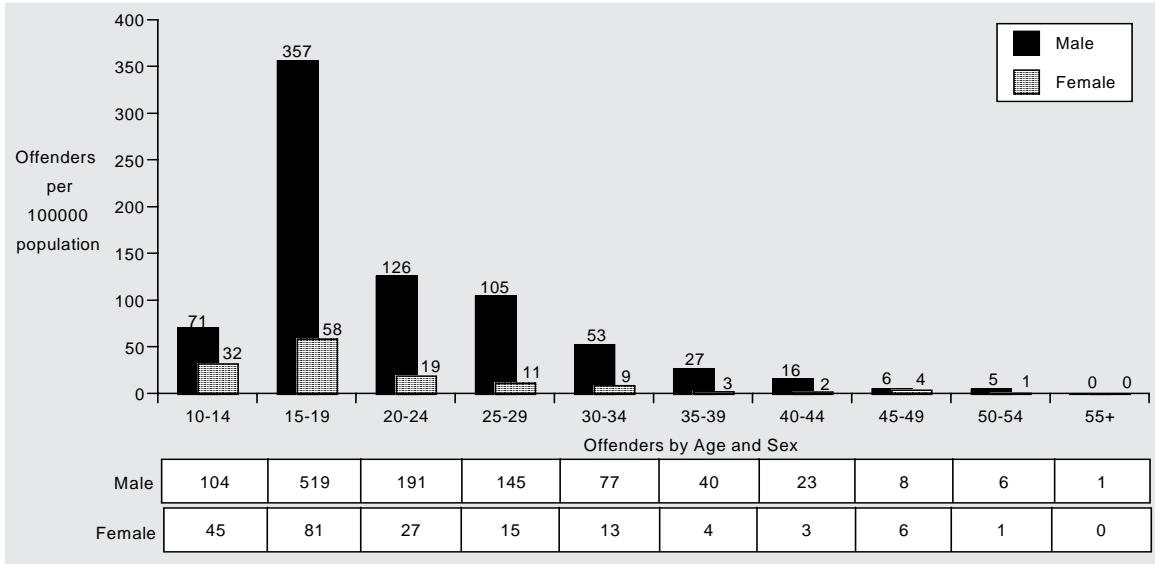
Sexual Offences are unique in that the likelihood of offending does not decrease with increasing age. In addition, most offenders, 96%, were male. During the

2006/07 financial year, there were 125 female offenders for Sexual Offences across the State compared to 2916 males.

* Only those offenders whose age and sex were identified are included.

Offenders

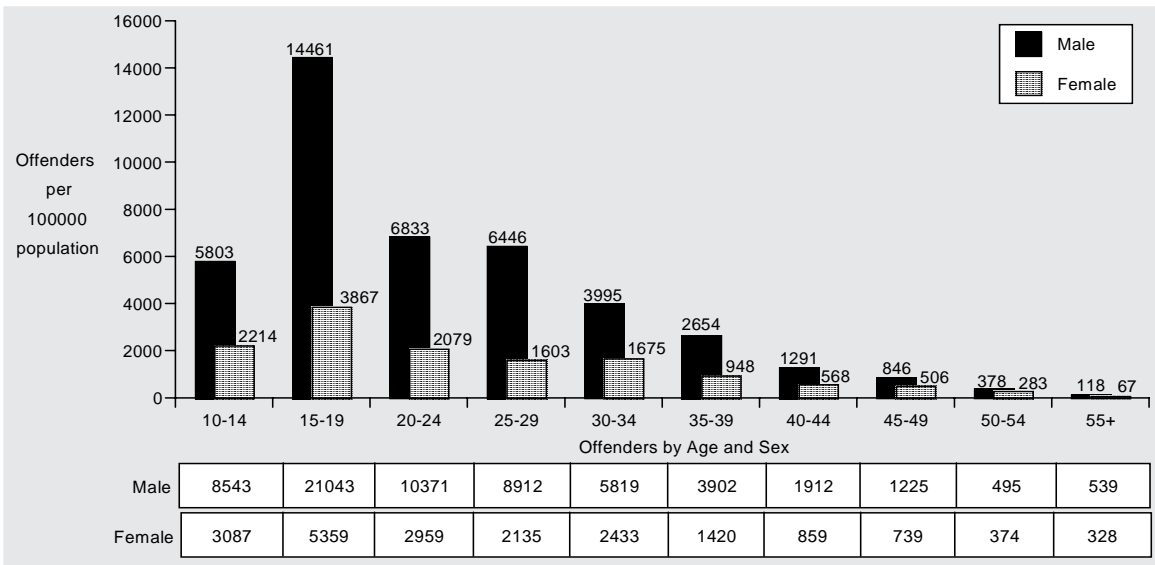
Robbery - 2006/07*



Approximately 85% of offenders were male. Males and females in the fifteen to nineteen year age group were more likely to offend. In fact, males aged fifteen to nineteen years comprised 40% of all offenders. As with

previous years, there were very few female offenders aged greater than 44 years. Less than 4% of offenders were aged forty years or more and almost all of these were male.

Offences Against Property - 2006/07*



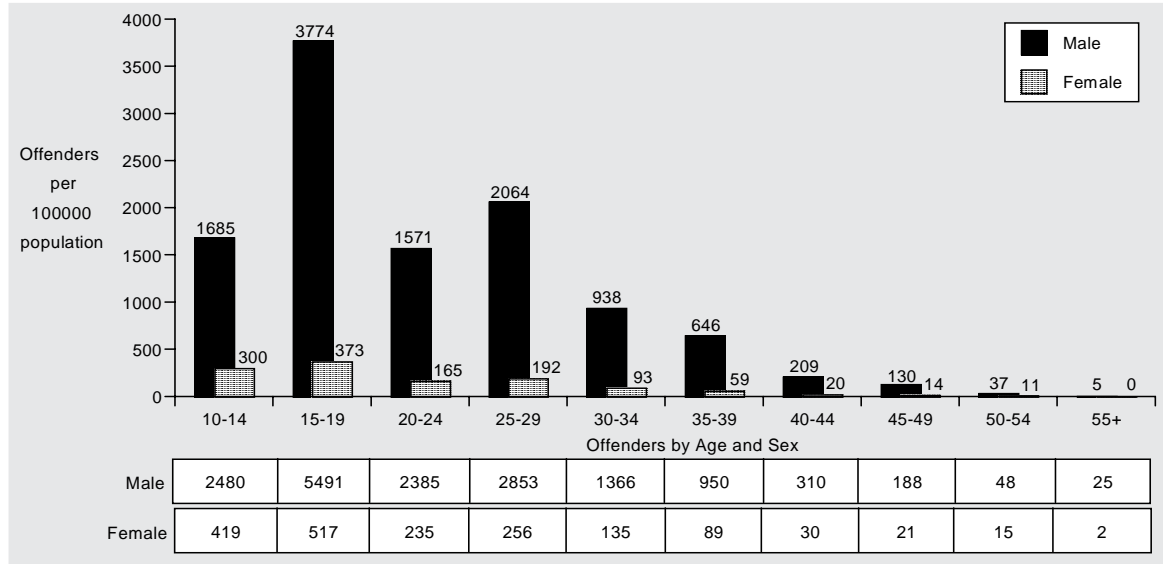
Males aged fifteen to nineteen years were four times more likely to commit Offences Against Property than females in the same age group. In total, only 21% of offenders were female. At every age, males were more

likely than females to offend for Offences Against Property, and the likelihood of offending decreased with increasing age.

* Only those offenders whose age and sex were identified are included.

Offenders

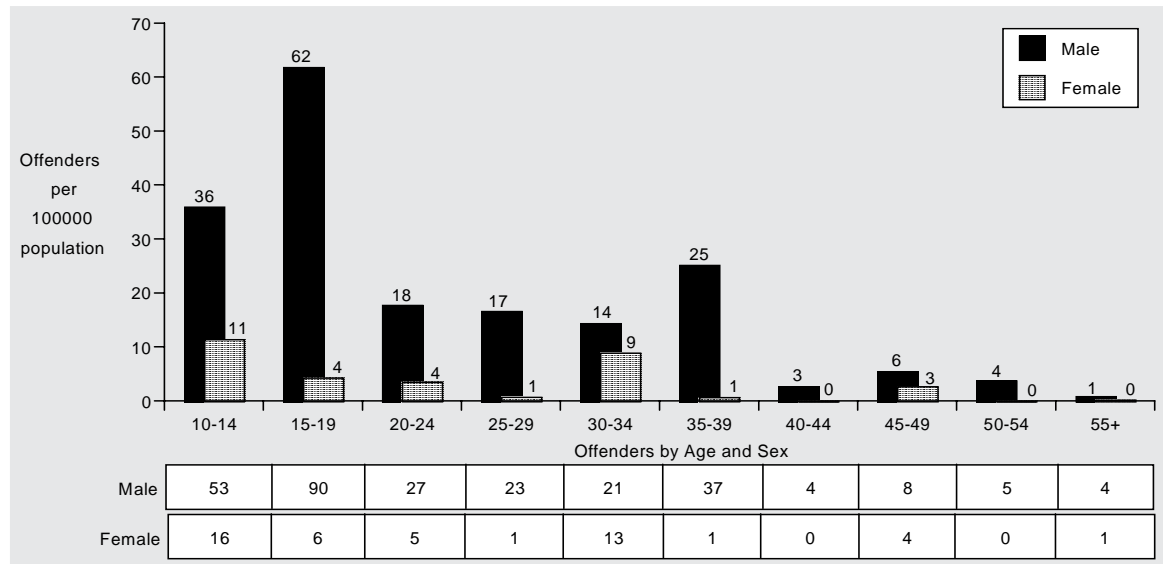
Unlawful Entry - 2006/07*



As with most offence types, a large proportion of Unlawful Entry offenders were male aged fifteen to nineteen years (in fact, 90% of all offenders were male). Very few offences were committed by persons in older

age groups (over thirty-nine years) and only 10% of offenders were female. Approximately 74% of offenders were male aged between ten and twenty-nine years inclusive.

Arson - 2006/07*



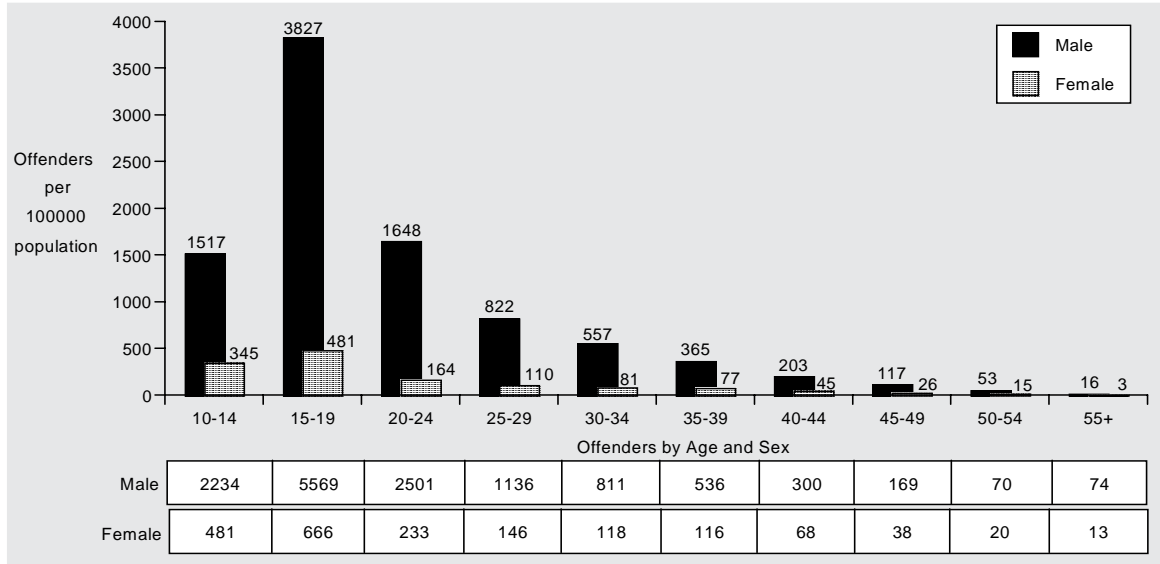
Approximately 53% of those proceeded against for Arson offences were male aged between ten and twenty-four years. While only 15% of offenders were female, the largest proportion of them were aged ten to

fourteen years. As with most Offences Against Property, very few offenders were recorded in older age groups (over forty years).

* Only those offenders whose age and sex were identified are included.

Offenders

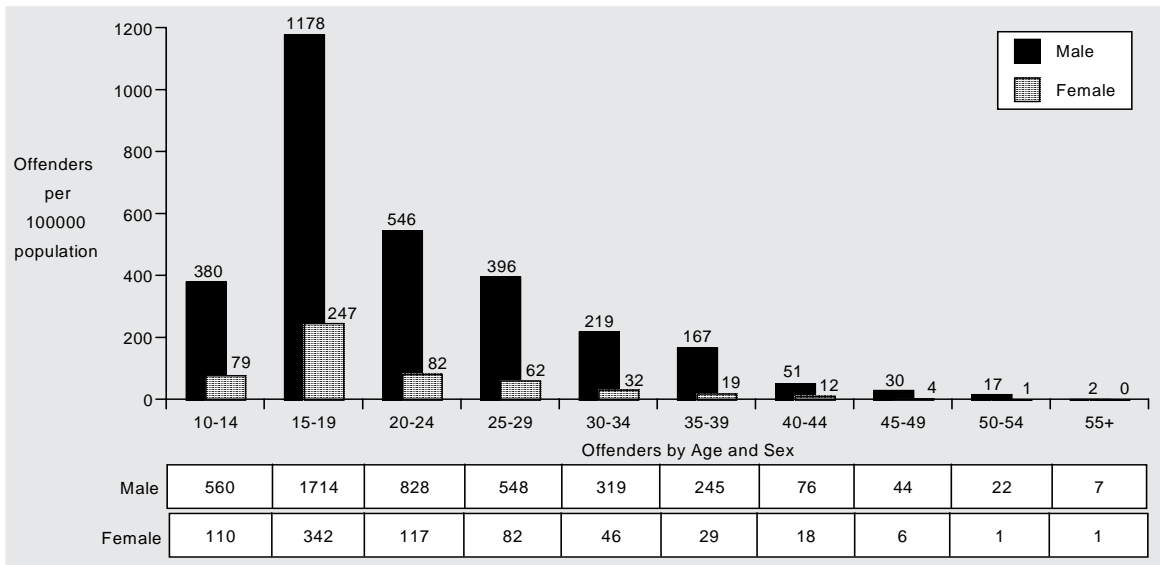
Other Property Damage - 2006/07*



As with most Offences Against Property, the largest proportion (36%) of Other Property Damage offenders were male aged between fifteen and nineteen years. At every age, males were more likely to offend than

females (88% of offenders were male). In addition, as with most Offences Against Property, there were very few offenders in the older age groups. In fact, 85% of offenders were aged under thirty years.

Unlawful Use of Motor Vehicle - 2006/07*



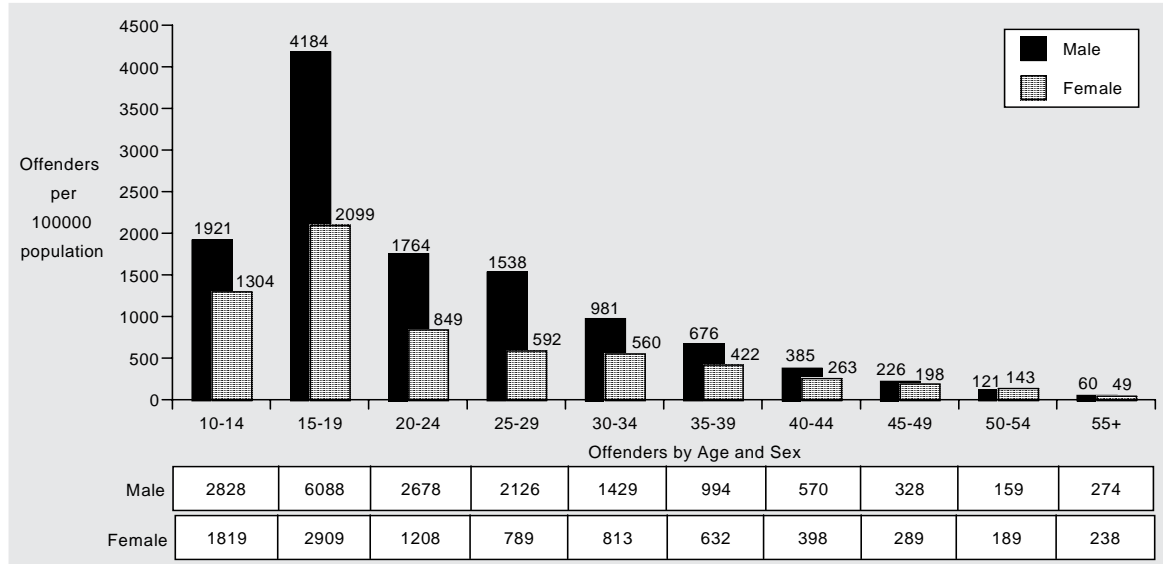
Approximately 34% of Unlawful Use of Motor Vehicle offenders were male aged fifteen to nineteen years. While only 15% of offenders were female, 45% of

female offenders were aged fifteen to nineteen years. There were very few offenders (only 3%) in the older age groups (forty years and over).

* Only those offenders whose age and sex were identified are included.

Offenders

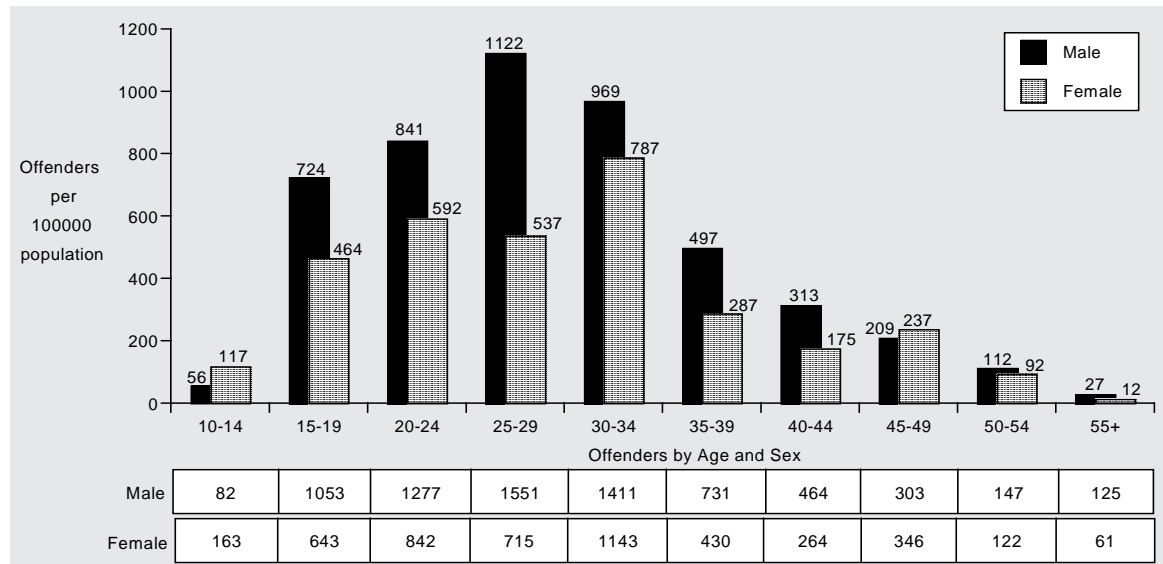
*Other Theft (excluding Unlawful Entry) - 2006/07**



The Other Theft (excluding Unlawful Entry) offence category is one of a small number of Offences Against Property committed by a substantial proportion of females. In 2006/07, 35% of offenders proceeded

against for Other Theft (excluding Unlawful Entry) offences were female. Approximately 23% of male offenders were in the fifteen to nineteen year age cohort.

*Fraud - 2006/07**



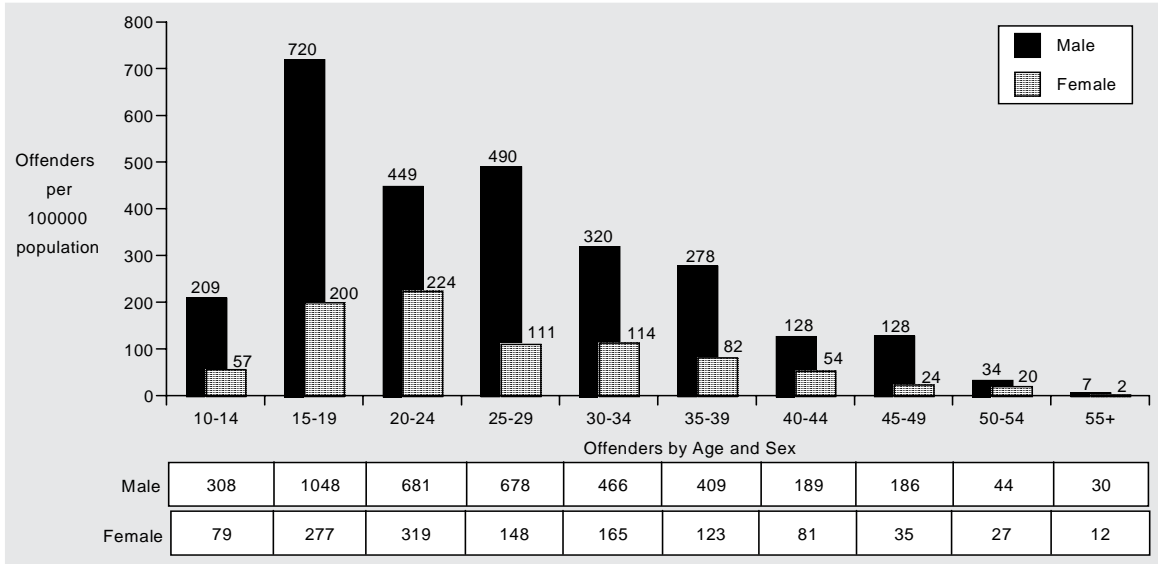
Fraud is another of the Offences Against Property for which a relatively high proportion of offenders are female. In 2006/07, 40% of those proceeded against

for Fraud were female. Males aged fifteen to thirty-four years were most likely to offend (in fact, 45% were in this demographic).

* Only those offenders whose age and sex were identified are included.

Offenders

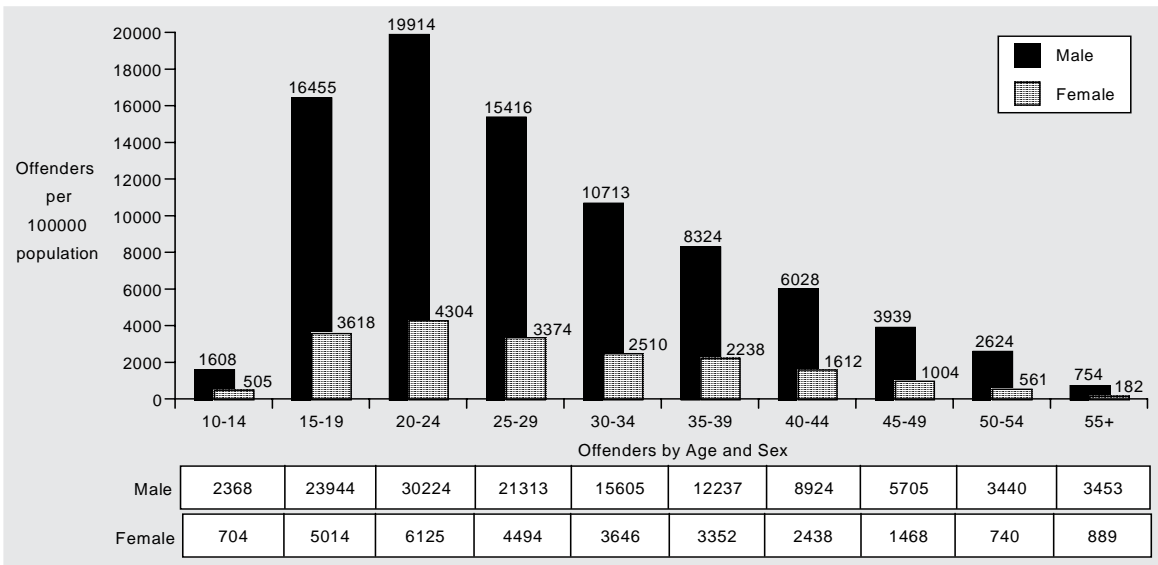
Handling Stolen Goods - 2006/07*



In all age groups, males were more likely than females to offend for Handling Stolen Goods offences (76% were male). For males, those in the fifteen to nineteen year age group were most likely to offend while

females in the twenty to twenty-four year age cohort were most likely to offend. As with most offence types, the risk of offending decreased significantly with increasing age.

Other Offences - 2006/07*



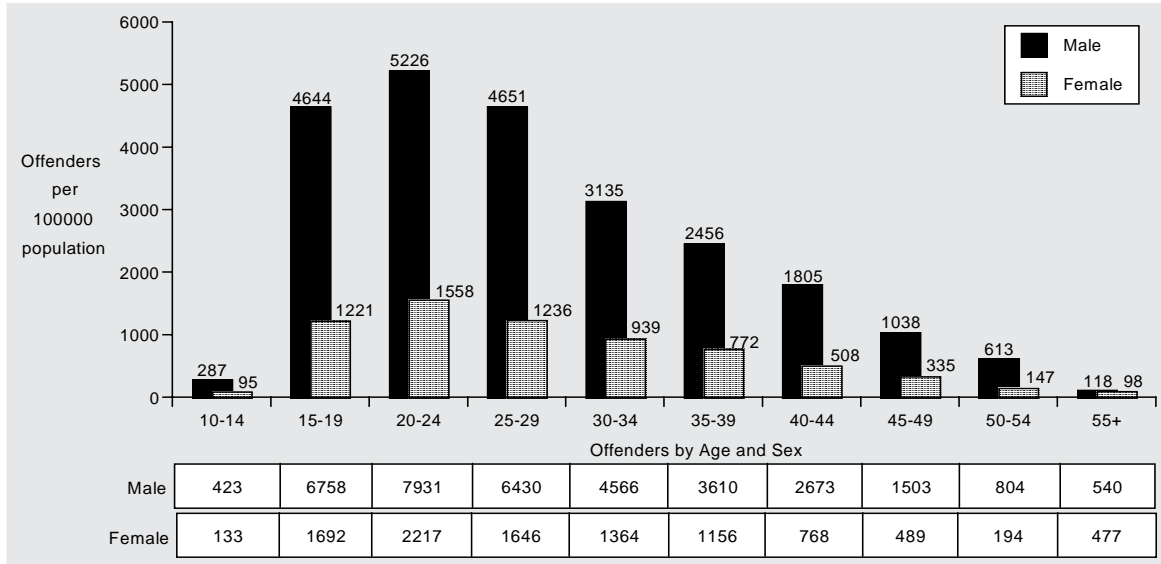
The majority (82%) of offenders for Other Offences were male, with males aged fifteen to twenty-nine years comprising 48% of offenders in 2006/07.

Approximately 60% of offenders were aged under thirty years. Of all female victims, those aged twenty to twenty-four years were most likely to offend.

* Only those offenders whose age and sex were identified are included.

Offenders

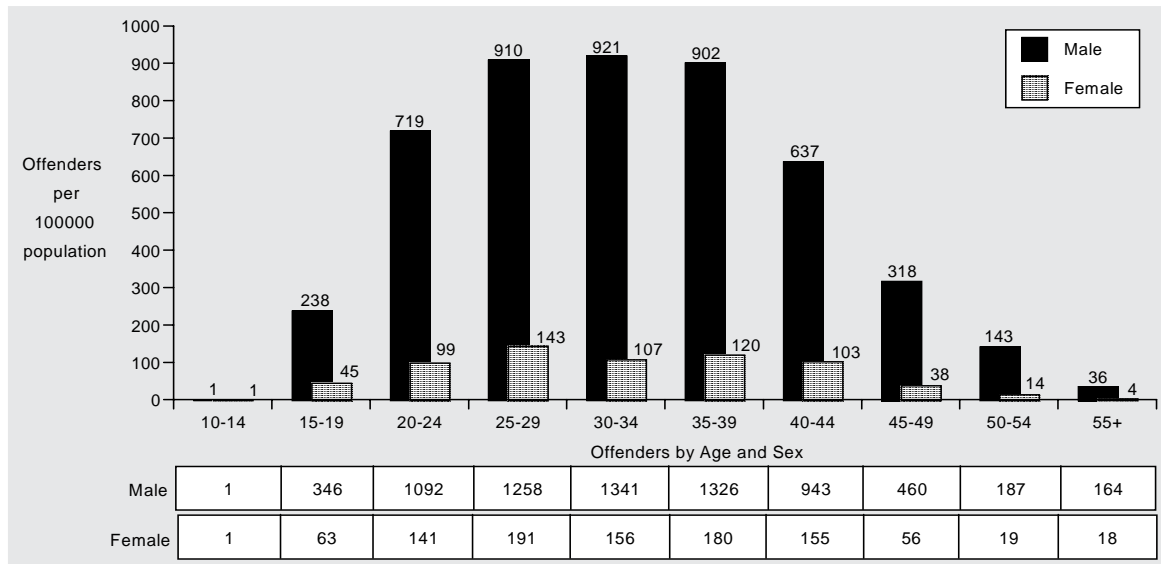
Drug Offences - 2006/07*



Approximately 78% of offenders for Drug Offences were male, with the majority aged between fifteen and twenty-nine years inclusive. Females in the fifteen to twenty-nine year age bracket were also more likely to

offend compared with those in other age groups. Unlike other offence categories, a sizeable proportion (16%) of offenders were aged over thirty-nine years.

Breach Domestic Violence Protection Order - 2006/07*



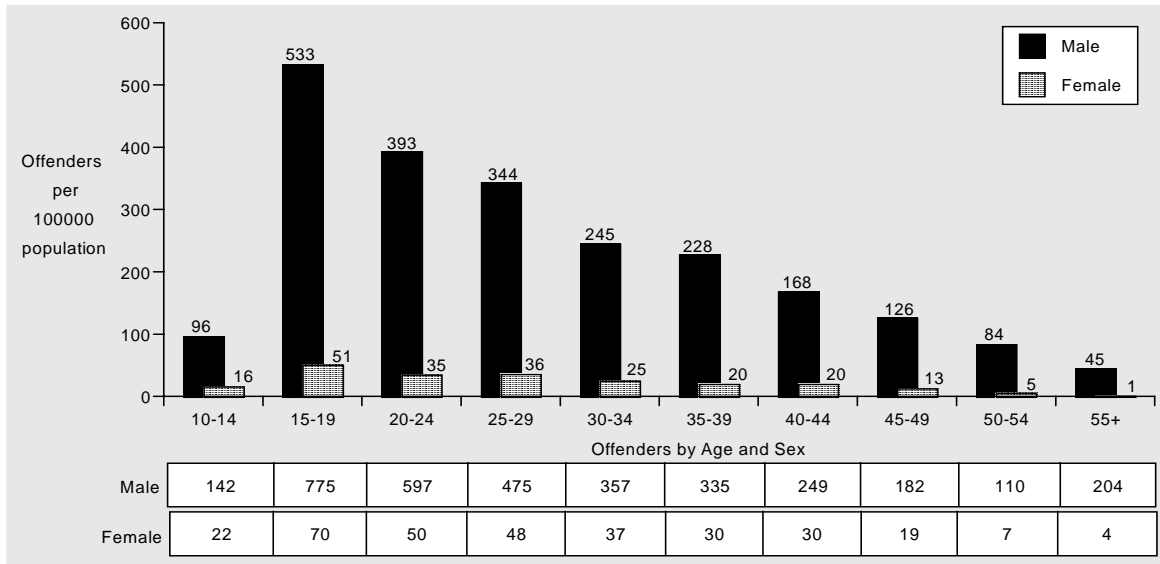
Approximately 88% of offenders for Breach of Domestic Violence Protection Orders were male and most were aged between twenty and thirty-nine years (62%).

Unlike other offence categories, a significant proportion of offenders (25%) were in the older age groups (forty years and over).

* Only those offenders whose age and sex were identified are included.

Offenders

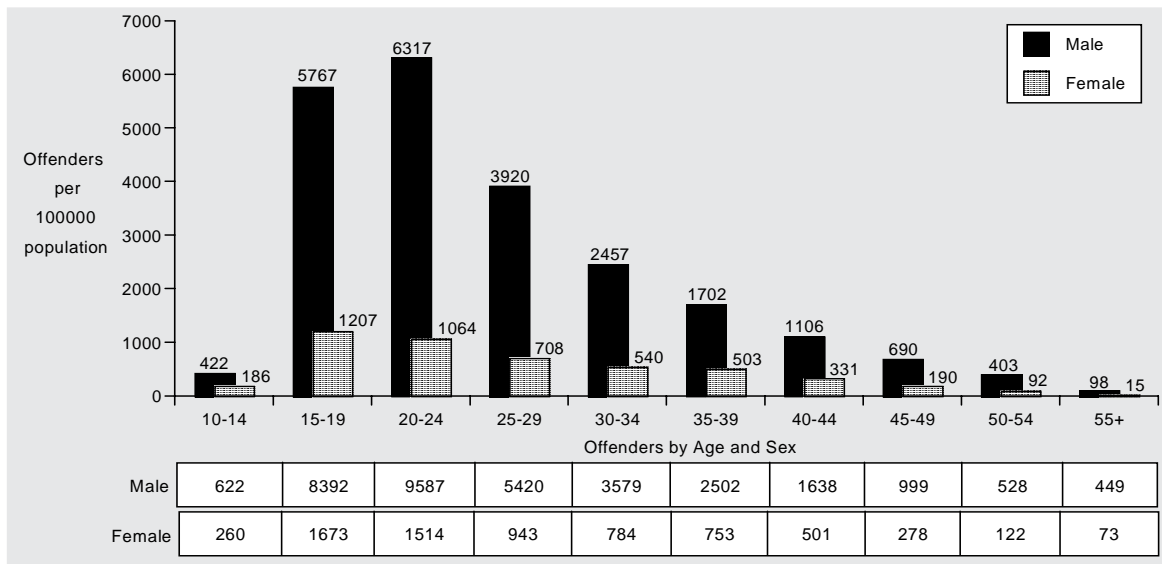
Weapons Act Offences - 2006/07*



Approximately 92% of those actioned against for Weapons Act Offences were male and most were aged fifteen to nineteen years, although a significant proportion were aged over thirty-nine years. For

females, those aged fifteen to twenty-nine years were most likely to offend. As is evidenced in the graph above, the risk of offending decreased significantly as age increased.

Good Order Offences - 2006/07*



Patterns of offending for Good Order Offences are typical of those displayed in most offence categories. The majority of offenders were male (83%) with males

in the fifteen to twenty-four age group most likely to offend (44% were in this demographic). As age increased, the likelihood of offending decreased.

* Only those offenders whose age and sex were identified are included.