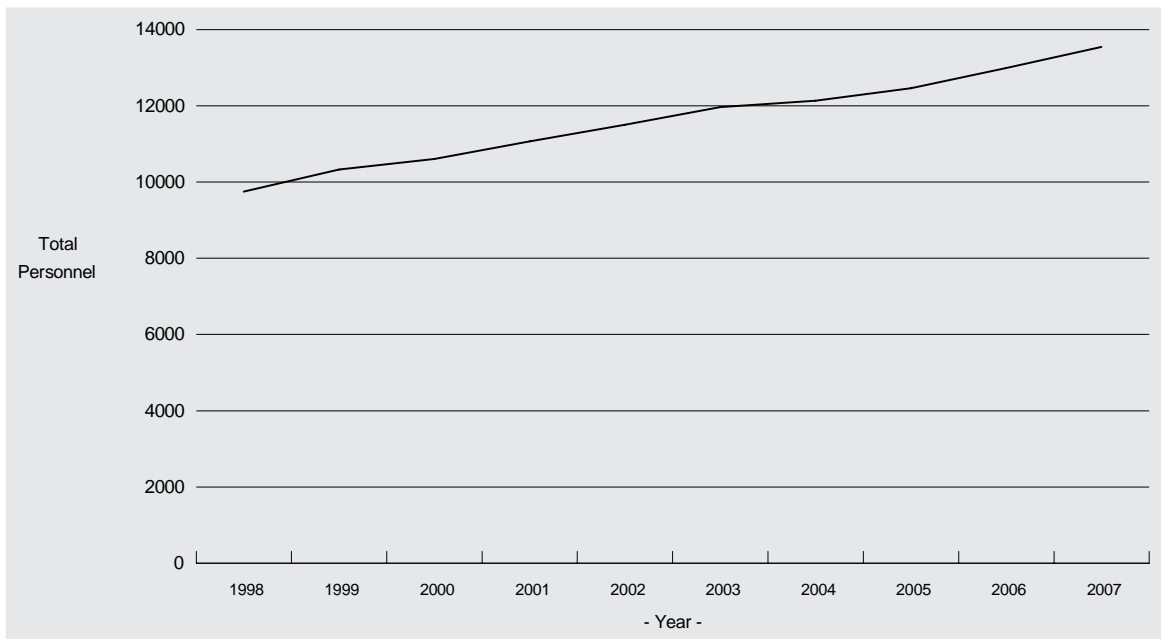


# Personnel

This section provides statistics pertaining to personnel within the Queensland Police Service. All data contained in this section were provided by the Human Resource Management Branch, Queensland Police Service, unless otherwise noted.

## *Total Police Service Personnel - 30 June*



# Personnel

## *Personnel by Rank/Classification at 30 June*

Rank/Classification	2006			2007		
	Male	Female	Persons	Male	Female	Persons
<b>Police Officers and Recruits</b>						
<b>Executive Officers</b>	13	1	14	17	2	19
Commissioner	1	0	1	1	0	1
Deputy Commissioner	1	0	1	1	0	1
Assistant Commissioner	11	1	12	15	2	17
<b>Commissioned Officers</b>	<b>346</b>	<b>24</b>	<b>370</b>	<b>355</b>	<b>23</b>	<b>378</b>
Chief Superintendent	14	1	15	16	0	16
Superintendent	46	2	48	46	3	49
Inspector	286	21	307	293	20	313
<b>Non-Commissioned Officers</b>	<b>2513</b>	<b>334</b>	<b>2847</b>	<b>2578</b>	<b>381</b>	<b>2959</b>
Senior Sergeant	600	47	647	636	55	691
Sergeant	1913	287	2200	1942	326	2268
<b>Constables</b>	<b>4256</b>	<b>1782</b>	<b>6038</b>	<b>4362</b>	<b>1900</b>	<b>6262</b>
Senior Constable	2158	720	2878	2176	813	2989
Constable	2098	1062	3160	2186	1087	3273
<b>Total Police Officers</b>	<b>7128</b>	<b>2141</b>	<b>9269</b>	<b>7312</b>	<b>2306</b>	<b>9618</b>
Recruits in Training	228	134	362	189	95	284
<b>Total Police Personnel</b>	<b>7356</b>	<b>2275</b>	<b>9631</b>	<b>7501</b>	<b>2401</b>	<b>9902</b>
<b>Public Service Officers*</b>						
<b>Senior Executive Service/Senior Officer</b>	<b>20</b>	<b>4</b>	<b>24</b>	<b>22</b>	<b>5</b>	<b>27</b>
Deputy Chief Executive	1	0	1	1	0	1
Director	8	0	8	7	0	7
Senior Officer	11	4	15	14	5	19
<b>Other Officers</b>	<b>604</b>	<b>1933</b>	<b>2537</b>	<b>689</b>	<b>2142</b>	<b>2831</b>
Administrative Officer	514	1832	2346	567	2036	2603
Technical Officer	20	20	40	50	21	71
Professional Officer	68	81	149	70	85	155
Operational Officer	2	0	2	2	0	2
<b>Total Public Service Officers</b>	<b>624</b>	<b>1937</b>	<b>2561</b>	<b>711</b>	<b>2147</b>	<b>2858</b>
<b>General Employees</b>						
Communications Room Operators	105	150	255	116	159	275
Police Liaison Officers	76	42	118	80	44	124
Assistant Watchhouse Officers	16	6	22	36	11	47
Queensland ATSI Police	9	2	11	9	3	12
Trainees - Justice Studies	3	2	5	0	0	0
Trainees - General	11	51	62	2	35	37
Pilots	8	0	8	8	0	8
General Wages Staff	114	99	213	105	105	210
Trade and Trade Related	82	2	84	56	0	56
Casual	3	18	21	4	15	19
<b>Total Other Personnel</b>	<b>427</b>	<b>372</b>	<b>799</b>	<b>416</b>	<b>372</b>	<b>788</b>
<b>All Personnel</b>						
<b>Total All Personnel</b>	<b>8407</b>	<b>4584</b>	<b>12991</b>	<b>8628</b>	<b>4920</b>	<b>13548</b>

\* Includes temporary employees occupying Public Service positions.

# Personnel

## Separations by Rank/Classification - 2006/07

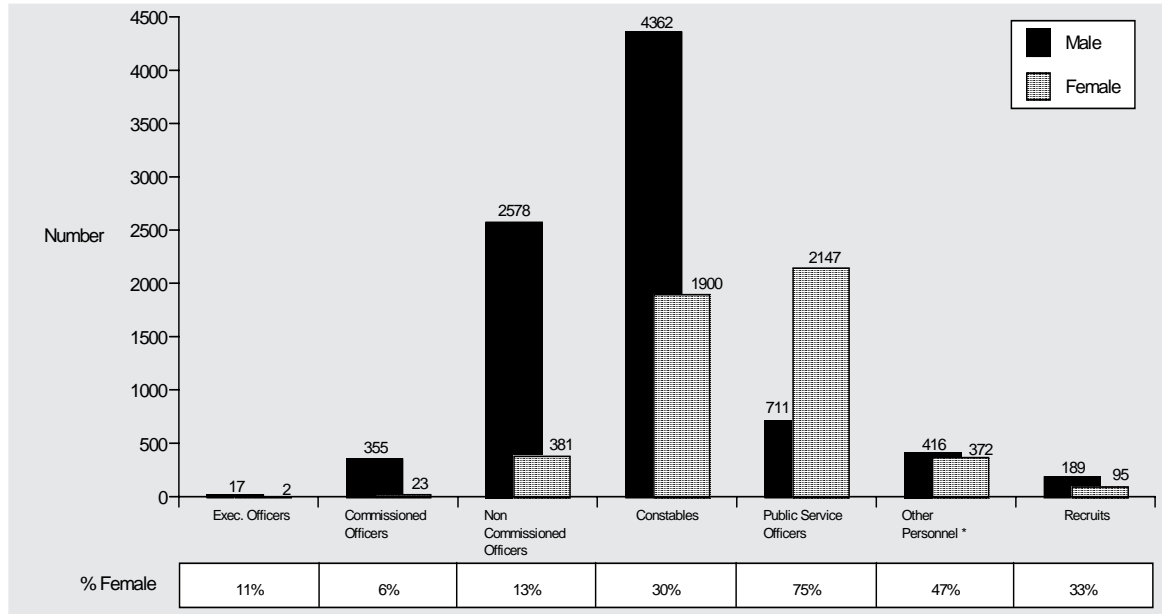
Rank/Classification	Retirements				Other Separations					Total
	- Age - 60 years and over	- Age - 55-59 years	VER <sup>^</sup>	Medical Grounds	Resignation	Death	Dismissal	Scheduled Completion	Transfer to other Govt Agencies	
<b>Police Officers</b>										
<b>Executive Officers</b>	0	1	0	0	0	0	0	0	n/a	1
Commissioner	0	0	0	0	0	0	0	0	n/a	0
Deputy Commissioner	0	0	0	0	0	0	0	0	n/a	0
Assistant Commissioner	0	1	0	0	0	0	0	0	n/a	1
<b>Commissioned Officers</b>	5	11	0	1	3	0	0	0	n/a	20
Chief Superintendent	0	0	0	0	0	0	0	0	n/a	0
Superintendent	0	2	0	0	0	0	0	0	n/a	2
Inspector	5	9	0	1	3	0	0	0	n/a	18
<b>Non-Commissioned Officers</b>	14	28	0	21	49	4	0	0	n/a	116
Senior Sergeant	5	11	0	5	10	1	0	0	n/a	32
Sergeant	9	17	0	16	39	3	0	0	n/a	84
<b>Constables</b>	2	9	0	32	168	3	1	0	n/a	215
Senior Constable	2	8	0	24	69	2	1	0	n/a	106
Constable	0	1	0	8	99	1	0	0	n/a	109
<b>Total Police Officers</b>	21	49	0	54	220	7	1	0	0	352
<b>Public Service Officers*</b>										
Senior Executive Service/Senior Officer	1	1	0	0	1	0	0	0	0	3
Deputy Chief Executive	0	1	0	0	0	0	0	0	0	1
Director	1	0	0	0	1	0	0	0	0	2
Senior Officer	0	0	0	0	0	0	0	0	0	0
<b>Other Officers</b>	11	10	2	5	264	2	0	103	68	465
Administrative Officer	11	10	2	4	231	2	0	95	63	418
Technical Officer	0	0	0	0	9	0	0	1	0	10
Professional Officer	0	0	0	1	24	0	0	6	5	36
Operational Officer	0	0	0	0	0	0	0	1	0	1
<b>Total Public Service Officers</b>	12	11	2	5	265	2	0	103	68	468
<b>General Employees</b>										
Communications Room Operators	0	2	0	1	19	0	0	2	3	27
Police Liaison Officers	0	0	0	0	14	0	0	1	1	16
Assistant Watchhouse Officers	0	0	0	0	2	0	0	0	0	2
Queensland ATSI Police	0	0	0	0	5	0	0	0	0	5
Trainees - Justice Studies	0	0	0	0	1	0	0	18	0	19
Trainees - General	0	0	0	0	6	0	0	29	0	35
Pilots	0	0	0	0	3	0	0	1	0	4
General Wages Staff	4	0	0	1	16	2	0	2	0	25
Trade and Trade Related	1	0	0	1	12	0	0	0	0	14
Casual	1	0	0	0	0	0	0	8	0	9
<b>Total Other Personnel</b>	6	2	0	3	78	2	0	61	4	156
<b>All Personnel</b>										
<b>Total All Personnel</b>	39	62	2	62	563	11	1	164	72	976

<sup>^</sup> VER - Voluntary Early Retirement.

\* Includes temporary employees occupying Public Service positions.

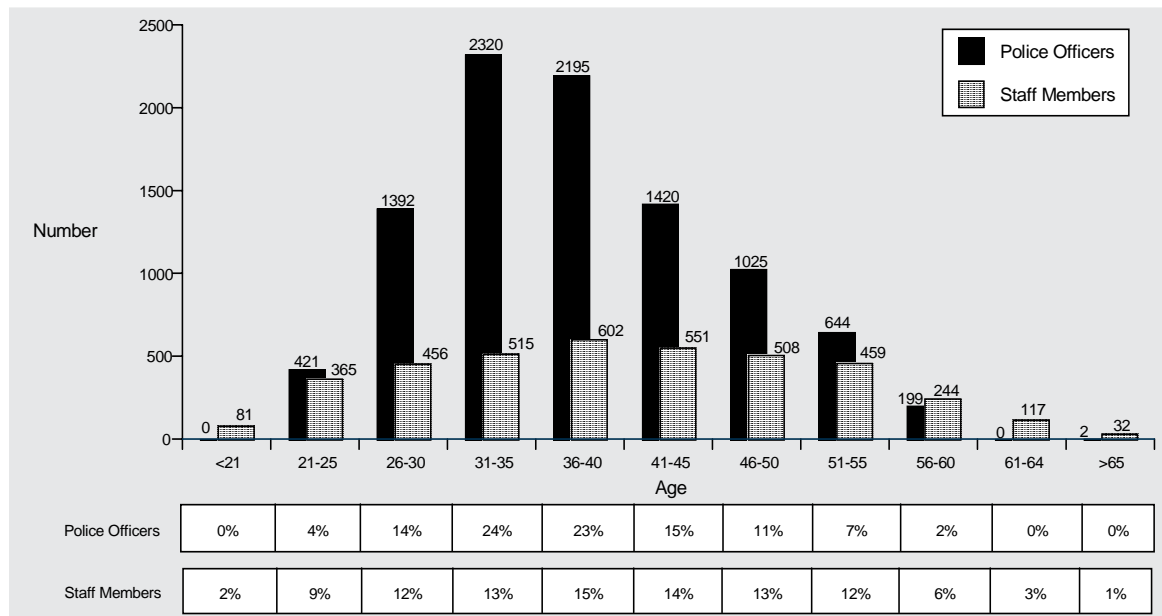
# Personnel

## Personnel by Gender - 30 June 2007



\* Other Personnel includes Communication Room Operators, Police Liaison Officers, Assistant Watchhouse Officers, Queensland ATSI Police, Trainees, Pilots, General Wages Staff, Trade and Trade Related and Casual staff.

## Personnel by Age - 30 June 2007



Note:

1. Percentages have been rounded to the nearest whole number. Therefore, although the percentages are correct, they do not add to 100%.
2. The totals for Staff Members include Recruits.

# Personnel

## *Police Officers Promotions, Transfers and Review 2006/07*

	Promotion	Transfer**	Lateral Transfer#	Disciplinary / Suspension / Stand-down†	Total
<b>Decisions</b>	<b>415</b>	<b>243</b>	<b>1704</b>	<b>3</b>	<b>2365</b>
Decisions Reviewed	18	4	1	2	25
Percent of Decisions Reviewed	4.3%	1.6%	0.1%	0.0%	1.1%
<b>Reviews lodged</b>	<b>50</b>	<b>14</b>	<b>1</b>	<b>3</b>	<b>68</b>
Upheld^	1	0	0	0	1
Dismissed^	16	3	0	0	19
Lapsed^	2	1	0	0	3
Withdrawn^	23	9	0	1	33
Re-assessed^	1	1	0	0	2
Awaiting Hearing^	7	0	1	2	10

† Disciplinary reviews restricted to Breaches of Discipline only.

\*\* Excludes the initial allocation of Recruits.

^ Results of Reviews include some decisions of Reviews lodged during 2005/06.

# Includes the Permanent Allocation of First Year Constables.

## *Police Recruitment Appointment by Gender*

Type of Appointment	2005/06			2006/07		
	Male	Female	Total	Male	Female	Total
<b>Sworn-In</b>	<b>366</b>	<b>191</b>	<b>557</b>	<b>476</b>	<b>225</b>	<b>701</b>
Recruit - PROVE Program†	305	176	481	404	216	620
Recruit - PACE Program^	60	15	75	72	9	81
Other	1	0	1	0	0	0
<b>Intake</b>	<b>409</b>	<b>229</b>	<b>638</b>	<b>456</b>	<b>205</b>	<b>661</b>

† PROVE - New recruits put through the Police Recruit Operational Vocational Education Program.

^ PACE - Former Police Officers put through Police Abridged Competency Education Course.