

# Victims of Crime

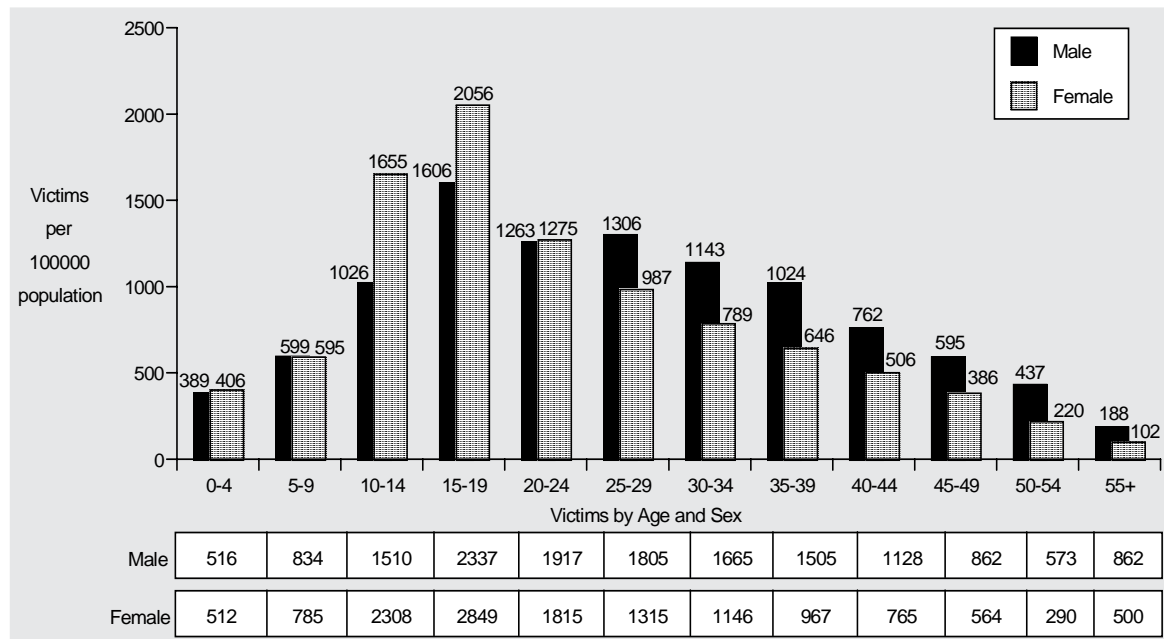
This section contains detailed information relating to victims of Offences Against the Person. They do not provide a unique victim count as one person may be counted several times if they were the victim of more than one offence.

There are several cases where the victim of an Offence Against the Person is not, according to the statistical definitions used, a person. For example, the victim of an Armed Robbery of a Bank is the banking organisation, rather than the teller, while 'Armed so as to Cause Fear or Alarm' is commonly a "Regina" offence, where the Crown is deemed to be the victim. Organisations which were the victims of crime were not included in the following tables and graphs.

As the graph below illustrates, females aged fifteen to nineteen years are the most common victims of Offences Against the Person on a per capita basis. Females aged fifty-five and over are the least victimised. During 2006/07, there were slightly more male than female victims. Fifty-three percent of victims were male, while forty-seven percent of victims were female.

The preliminary Estimated Residential Population by Sex and Age for 30 June, 2006 (Australian Bureau of Statistics Catalogue No. 3201.0) was used to calculate the number of victims per 100000 population. 'Age' refers to the victim's age on the date the offence was reported to police, rather than their age on the date the offence occurred.

## Offences Against the Person - 2006/07\*



\* Only those offences where the victim's age and sex were identified are included.

# Victims of Crime

*by Age and Sex\* - 2006/07*

Offence	0 - 14		15		16		17		18		19	
	Male	Female	Male	Female	Male	Female	Male	Female	Male	Female	Male	Female
<b>Far Northern Region</b>												
Homicide (Murder)	0	2	0	0	0	0	0	0	0	0	0	0
Other Homicide	0	0	0	0	0	0	0	0	0	1	0	0
Attempted Murder	0	0	0	0	0	0	0	0	0	0	0	0
Conspiracy to Murder	0	0	0	0	0	0	0	0	0	0	0	0
Manslaughter (excl. by Driving)	0	0	0	0	0	0	0	0	0	0	0	0
Driving Causing Death	0	0	0	0	0	0	0	0	0	1	0	0
Assault	186	171	21	46	32	58	29	48	37	53	28	40
Grievous Assault	4	1	3	1	3	0	2	2	2	0	3	3
Serious Assault	66	82	14	20	14	30	16	22	24	33	21	19
Serious Assault (Other)	3	2	0	0	0	0	0	1	2	0	0	3
Other Assault	113	86	4	25	15	28	11	23	9	20	4	15
Sexual Offences	77	243	6	57	2	28	2	9	5	6	4	9
Rape & Attempted Rape	9	66	0	9	0	7	0	5	1	3	0	5
Other Sexual Offences	68	178	6	48	2	21	2	4	4	3	4	4
Robbery	3	0	2	0	1	0	6	0	2	1	3	0
Armed Robbery	0	0	0	0	0	0	2	0	1	0	1	0
Unarmed Robbery	3	0	2	0	1	0	4	0	1	1	2	0
Extortion	0	0	0	0	0	0	0	0	0	0	1	0
Kidnapping & Abduction	4	8	0	2	0	0	0	1	1	2	0	2
Other Offences Against the Person	133	112	6	7	3	1	3	4	2	2	1	2
Offences Against the Person	403	536	35	112	38	87	40	62	47	65	37	52
<b>Northern Region</b>												
Homicide (Murder)	0	1	0	0	0	0	0	0	0	0	0	0
Other Homicide	0	0	0	1	0	0	0	0	0	0	0	0
Attempted Murder	0	0	0	0	0	0	0	0	0	0	0	0
Conspiracy to Murder	0	0	0	0	0	0	0	0	0	0	0	0
Manslaughter (excl. by Driving)	0	0	0	0	0	0	0	0	0	0	0	0
Driving Causing Death	0	0	0	1	0	0	0	0	0	0	0	0
Assault	177	174	39	35	31	56	31	51	24	51	24	54
Grievous Assault	2	2	1	0	0	2	4	1	3	2	2	3
Serious Assault	66	67	23	15	10	28	16	26	13	24	17	34
Serious Assault (Other)	12	2	0	0	1	1	0	1	1	2	0	1
Other Assault	97	103	15	20	20	25	11	23	7	23	5	16
Sexual Offences	37	109	5	37	2	27	0	8	1	13	1	6
Rape & Attempted Rape	9	23	1	4	2	11	0	5	0	5	0	1
Other Sexual Offences	28	86	4	33	0	16	0	3	1	8	1	5
Robbery	12	1	6	0	5	3	5	0	2	1	0	0
Armed Robbery	3	1	1	0	2	0	1	0	0	1	0	0
Unarmed Robbery	9	0	5	0	3	3	4	0	2	0	0	0
Extortion	0	0	0	0	0	0	0	0	0	0	0	0
Kidnapping & Abduction	0	0	0	0	0	0	0	2	0	3	0	0
Other Offences Against the Person	49	79	2	10	2	13	2	1	2	3	0	6
Offences Against the Person	275	363	52	83	40	99	38	62	29	71	25	66
<b>Central Region</b>												
Homicide (Murder)	0	0	0	0	0	0	0	0	0	0	0	0
Other Homicide	1	0	0	0	0	0	0	0	0	0	0	0
Attempted Murder	1	0	0	0	0	0	0	0	0	0	0	0
Conspiracy to Murder	0	0	0	0	0	0	0	0	0	0	0	0
Manslaughter (excl. by Driving)	0	0	0	0	0	0	0	0	0	0	0	0
Driving Causing Death	0	0	0	0	0	0	0	0	0	0	0	0
Assault	120	106	31	34	36	25	34	15	26	21	45	19
Grievous Assault	1	1	0	0	1	0	4	0	2	0	3	0
Serious Assault	61	46	20	19	22	14	15	6	16	13	24	10
Serious Assault (Other)	4	1	0	0	0	0	1	0	1	0	0	0
Other Assault	54	58	11	15	13	11	14	9	7	8	18	9
Sexual Offences	53	178	10	54	6	22	3	17	2	11	1	11
Rape & Attempted Rape	3	32	0	11	0	3	3	8	0	2	0	3
Other Sexual Offences	50	146	10	43	6	19	0	9	2	9	1	8
Robbery	5	1	3	1	3	1	2	1	3	1	1	3
Armed Robbery	1	0	2	0	0	0	0	0	2	0	1	0
Unarmed Robbery	4	1	1	1	3	1	2	1	1	1	0	3
Extortion	0	0	0	0	0	0	0	0	0	0	0	0
Kidnapping & Abduction	7	1	0	1	0	0	0	0	0	2	0	0
Other Offences Against the Person	156	146	6	16	2	6	3	6	5	5	3	2
Offences Against the Person	342	432	50	106	47	54	42	39	36	40	50	35

\* Those victims whose sex was not stated have not been included

# Victims of Crime

by Age and Sex\* - 2006/07

Offence	20 - 24		25 - 29		30 - 39		40 - 49		50 & over		Not Stated	
	Male	Female	Male	Female	Male	Female	Male	Female	Male	Female	Male	Female
<b>Far Northern Region</b>												
Homicide (Murder)	0	0	0	0	1	2	0	0	2	0	0	0
Other Homicide	0	0	0	2	2	0	1	2	1	0	0	0
Attempted Murder	0	0	0	1	1	0	0	2	0	0	0	0
Conspiracy to Murder	0	0	0	0	0	0	0	0	0	0	0	0
Manslaughter (excl. by Driving)	0	0	0	0	1	0	1	0	1	0	0	0
Driving Causing Death	0	0	0	1	0	0	0	0	0	0	0	0
Assault	157	185	155	139	300	254	172	112	127	77	41	14
Grievous Assault	21	1	8	8	25	8	10	10	7	3	0	0
Serious Assault	80	102	51	78	121	149	76	59	59	23	7	5
Serious Assault (Other)	10	5	18	7	38	17	14	2	17	17	9	1
Other Assault	46	77	78	46	116	80	72	41	44	34	25	8
Sexual Offences	2	40	4	23	4	41	2	22	0	7	4	13
Rape & Attempted Rape	1	16	1	11	1	12	1	13	0	3	1	0
Other Sexual Offences	1	24	3	12	3	29	1	9	0	4	3	13
Robbery	13	8	7	4	11	6	9	5	8	2	1	0
Armed Robbery	8	1	3	1	5	0	4	1	4	1	0	0
Unarmed Robbery	5	7	4	3	6	6	5	4	4	1	1	0
Extortion	0	0	1	0	0	0	0	0	0	1	0	0
Kidnapping & Abduction	0	3	1	2	1	3	2	6	2	1	0	0
Other Offences Against the Person	8	11	10	7	21	15	8	8	11	9	14	10
Offences Against the Person	179	246	178	177	340	321	194	155	151	97	60	37
<b>Northern Region</b>												
Homicide (Murder)	0	0	1	0	0	0	0	1	2	1	0	0
Other Homicide	2	0	1	0	2	0	2	3	0	0	0	0
Attempted Murder	1	0	1	0	1	0	1	1	0	0	0	0
Conspiracy to Murder	0	0	0	0	0	0	1	1	0	0	0	0
Manslaughter (excl. by Driving)	0	0	0	0	0	0	0	1	0	0	0	0
Driving Causing Death	1	0	0	0	1	0	0	0	0	0	0	0
Assault	188	178	173	164	267	201	161	130	102	42	22	19
Grievous Assault	25	10	22	4	14	14	18	8	9	0	1	0
Serious Assault	111	101	56	73	94	93	69	66	52	15	0	6
Serious Assault (Other)	7	3	15	10	48	24	14	5	21	9	6	0
Other Assault	45	64	80	77	111	70	60	51	20	18	15	13
Sexual Offences	2	53	1	16	3	17	3	12	1	9	4	2
Rape & Attempted Rape	1	34	0	10	1	11	0	7	0	1	2	0
Other Sexual Offences	1	19	1	6	2	6	3	5	1	8	2	2
Robbery	4	3	3	2	5	4	6	3	6	3	0	0
Armed Robbery	0	1	2	0	1	2	2	2	2	0	0	0
Unarmed Robbery	4	2	1	2	4	2	4	1	4	3	0	0
Extortion	0	0	0	0	0	0	1	0	0	0	0	0
Kidnapping & Abduction	0	4	1	3	0	2	1	2	0	0	1	0
Other Offences Against the Person	2	9	5	10	18	23	11	14	10	7	17	5
Offences Against the Person	198	247	185	195	295	247	185	165	121	62	44	26
<b>Central Region</b>												
Homicide (Murder)	0	0	0	0	0	1	1	0	0	1	0	0
Other Homicide	0	0	1	0	1	0	3	0	2	1	0	0
Attempted Murder	0	0	0	0	1	0	2	0	1	0	0	0
Conspiracy to Murder	0	0	0	0	0	0	0	0	0	0	0	0
Manslaughter (excl. by Driving)	0	0	1	0	0	0	0	0	0	0	0	0
Driving Causing Death	0	0	0	0	0	0	1	0	1	1	0	0
Assault	127	101	159	81	285	144	150	69	100	32	31	5
Grievous Assault	16	2	8	2	15	5	11	0	5	2	1	0
Serious Assault	70	56	60	42	91	60	67	40	58	12	8	1
Serious Assault (Other)	13	4	20	9	46	13	16	4	14	3	3	0
Other Assault	28	39	71	28	133	66	56	25	23	15	19	4
Sexual Offences	5	35	1	11	1	17	2	24	2	10	4	6
Rape & Attempted Rape	0	11	0	3	0	2	0	11	0	0	0	1
Other Sexual Offences	5	24	1	8	1	15	2	13	2	10	4	5
Robbery	12	7	5	1	4	3	2	3	6	1	1	0
Armed Robbery	5	2	1	1	1	1	0	1	1	0	0	0
Unarmed Robbery	7	5	4	0	3	2	2	2	5	1	1	0
Extortion	1	0	0	0	0	1	0	0	1	0	0	0
Kidnapping & Abduction	1	3	0	2	2	1	0	1	0	0	0	0
Other Offences Against the Person	5	16	6	9	12	25	7	14	5	9	14	9
Offences Against the Person	151	162	172	104	305	192	165	111	116	54	50	20

\* Those victims whose sex was not stated have not been included

# Victims of Crime

*by Age and Sex\* - 2006/07*

Offence	0 - 14		15		16		17		18		19	
	Male	Female	Male	Female	Male	Female	Male	Female	Male	Female	Male	Female
<b>North Coast Region</b>												
Homicide (Murder)	0	0	0	0	0	0	1	0	0	0	0	0
Other Homicide	0	1	0	0	0	0	1	0	0	0	0	0
Attempted Murder	0	0	0	0	0	0	0	0	0	0	0	0
Conspiracy to Murder	0	0	0	0	0	0	0	0	0	0	0	0
Manslaughter (excl. by Driving)	0	0	0	0	0	0	0	0	0	0	0	0
Driving Causing Death	0	1	0	0	0	0	1	0	0	0	0	0
Assault	297	201	59	51	61	51	63	33	52	30	46	50
Grievous Assault	3	1	2	0	4	0	5	0	11	0	10	0
Serious Assault	139	93	37	35	42	33	41	17	30	18	29	30
Serious Assault (Other)	6	2	2	1	2	1	2	1	0	3	1	4
Other Assault	149	105	18	15	13	17	15	15	11	9	6	16
Sexual Offences	98	340	22	91	21	41	2	27	10	12	3	17
Rape & Attempted Rape	8	53	6	17	0	13	0	11	3	7	0	12
Other Sexual Offences	90	288	16	74	21	28	2	16	7	5	3	5
Robbery	9	3	8	1	1	2	8	2	10	1	1	2
Armed Robbery	3	1	3	0	0	1	0	1	4	0	0	1
Unarmed Robbery	6	2	5	1	1	1	8	1	6	1	1	1
Extortion	0	0	0	0	0	0	0	0	0	0	0	0
Kidnapping & Abduction	6	3	0	2	0	1	1	2	1	1	1	0
Other Offences Against the Person	113	81	9	12	9	6	3	7	6	3	1	5
Offences Against the Person	523	629	98	157	92	101	79	71	79	47	52	74
<b>Southern Region</b>												
Homicide (Murder)	0	0	0	0	0	0	0	0	0	0	0	0
Other Homicide	1	1	1	0	0	0	0	0	0	0	0	0
Attempted Murder	0	0	0	0	0	0	0	0	0	0	0	0
Conspiracy to Murder	0	0	0	0	0	0	0	0	0	0	0	0
Manslaughter (excl. by Driving)	0	0	0	0	0	0	0	0	0	0	0	0
Driving Causing Death	1	1	1	0	0	0	0	0	0	0	0	0
Assault	215	175	49	36	50	26	45	38	43	39	48	35
Grievous Assault	2	2	1	0	0	0	2	2	2	0	4	0
Serious Assault	119	105	35	21	33	16	35	19	32	25	32	22
Serious Assault (Other)	4	1	1	0	3	0	0	1	1	0	0	0
Other Assault	90	67	12	15	14	10	8	16	8	14	12	13
Sexual Offences	57	240	9	44	8	33	1	32	0	18	2	13
Rape & Attempted Rape	10	53	0	10	0	19	1	14	0	9	0	8
Other Sexual Offences	47	187	9	34	8	15	0	18	0	9	2	7
Robbery	11	0	11	2	3	0	8	2	5	2	1	1
Armed Robbery	2	0	4	1	1	0	5	0	2	2	0	0
Unarmed Robbery	9	0	7	1	2	0	3	2	3	0	1	1
Extortion	0	0	0	0	0	0	0	0	0	0	0	0
Kidnapping & Abduction	6	10	0	0	1	1	1	1	0	3	0	1
Other Offences Against the Person	116	114	8	5	7	10	5	6	9	4	6	6
Offences Against the Person	406	540	78	87	69	70	60	79	57	66	57	56
<b>South Eastern Region</b>												
Homicide (Murder)	0	0	0	0	0	0	1	0	0	0	0	0
Other Homicide	2	1	0	0	0	0	1	0	0	2	0	0
Attempted Murder	0	0	0	0	0	0	0	0	0	0	0	0
Conspiracy to Murder	0	0	0	0	0	0	0	0	0	0	0	0
Manslaughter (excl. by Driving)	0	1	0	0	0	0	0	0	0	0	0	0
Driving Causing Death	2	0	0	0	0	0	1	0	0	2	0	0
Assault	209	161	49	31	49	42	57	28	59	26	55	30
Grievous Assault	1	1	1	0	3	0	6	0	6	3	3	0
Serious Assault	105	74	31	18	34	23	37	17	42	13	42	22
Serious Assault (Other)	4	3	0	1	2	0	2	0	3	0	1	0
Other Assault	99	83	17	12	10	19	12	11	8	10	9	8
Sexual Offences	63	230	14	61	11	31	2	25	1	29	1	11
Rape & Attempted Rape	7	52	4	18	3	9	2	15	0	20	0	5
Other Sexual Offences	56	178	10	43	8	22	0	10	1	9	1	6
Robbery	19	6	14	6	16	3	26	7	14	6	22	4
Armed Robbery	8	1	6	1	6	0	11	1	4	0	7	1
Unarmed Robbery	11	5	8	5	10	3	15	6	10	6	15	3
Extortion	0	0	0	0	0	0	0	0	0	0	0	0
Kidnapping & Abduction	5	5	1	1	0	2	0	2	3	1	3	0
Other Offences Against the Person	67	55	3	7	3	5	5	3	4	10	2	2
Offences Against the Person	365	458	81	106	79	83	92	65	81	74	83	47

\* Those victims whose sex was not stated have not been included.

# Victims of Crime

by Age and Sex\* - 2006/07

Offence	20 - 24		25 - 29		30 - 39		40 - 49		50 & over		Not Stated	
	Male	Female	Male	Female	Male	Female	Male	Female	Male	Female	Male	Female
<b>North Coast Region</b>												
Homicide (Murder)	2	0	0	0	0	0	1	0	0	0	0	0
Other Homicide	2	0	3	0	2	0	1	1	1	3	0	0
Attempted Murder	1	0	1	0	1	0	1	1	1	2	0	0
Conspiracy to Murder	0	0	0	0	1	0	0	0	0	0	0	0
Manslaughter (excl. by Driving)	0	0	0	0	0	0	0	0	0	0	0	0
Driving Causing Death	1	0	2	0	0	0	0	0	0	1	0	0
Assault	222	151	185	122	400	221	317	132	177	100	43	14
Grievous Assault	20	2	19	0	26	5	21	0	5	1	2	0
Serious Assault	134	90	89	56	141	110	133	69	96	45	2	4
Serious Assault (Other)	12	5	14	13	54	17	40	10	24	20	6	1
Other Assault	56	54	63	53	179	89	123	54	52	34	33	9
Sexual Offences	1	53	0	25	7	55	6	34	3	14	8	19
Rape & Attempted Rape	1	30	0	10	2	22	2	20	1	5	1	1
Other Sexual Offences	0	24	0	15	5	33	4	14	2	9	7	18
Robbery	17	12	9	0	10	1	12	9	15	9	0	0
Armed Robbery	4	3	2	0	2	1	5	3	7	3	0	0
Unarmed Robbery	13	9	7	0	8	0	7	6	8	6	0	0
Extortion	0	0	0	0	0	1	3	0	1	1	1	0
Kidnapping & Abduction	2	5	1	4	4	5	2	6	2	1	0	1
Other Offences Against the Person	13	18	11	20	28	38	24	33	37	18	11	17
<b>Offences Against the Person</b>	<b>259</b>	<b>239</b>	<b>209</b>	<b>171</b>	<b>450</b>	<b>321</b>	<b>366</b>	<b>207</b>	<b>236</b>	<b>146</b>	<b>63</b>	<b>51</b>
<b>Southern Region</b>												
Homicide (Murder)	0	1	0	0	1	0	3	1	1	0	0	0
Other Homicide	1	1	0	0	5	2	3	1	3	1	0	0
Attempted Murder	1	1	0	0	5	1	3	0	1	0	0	0
Conspiracy to Murder	0	0	0	0	0	0	0	0	1	0	0	0
Manslaughter (excl. by Driving)	0	0	0	0	0	0	0	0	0	0	0	0
Driving Causing Death	0	0	0	0	0	1	0	1	1	1	0	0
Assault	179	155	167	112	283	178	195	96	127	51	26	15
Grievous Assault	20	2	13	2	17	3	13	2	3	2	1	0
Serious Assault	114	87	70	49	106	95	89	49	72	23	4	8
Serious Assault (Other)	10	13	23	12	32	21	18	8	17	7	3	1
Other Assault	35	53	61	49	128	59	75	37	35	19	18	6
Sexual Offences	5	39	9	24	8	22	2	21	1	15	3	6
Rape & Attempted Rape	0	17	0	8	0	14	0	7	0	6	0	1
Other Sexual Offences	5	23	9	16	8	8	2	14	1	9	3	5
Robbery	15	9	5	4	13	6	8	2	10	5	1	0
Armed Robbery	4	1	3	1	4	2	5	1	3	1	0	0
Unarmed Robbery	11	8	2	3	9	4	3	1	7	4	1	0
Extortion	0	0	0	0	0	0	1	0	1	1	0	0
Kidnapping & Abduction	2	3	1	3	1	2	1	2	0	1	0	0
Other Offences Against the Person	9	23	13	15	38	30	27	32	25	12	13	13
<b>Offences Against the Person</b>	<b>210</b>	<b>231</b>	<b>195</b>	<b>158</b>	<b>349</b>	<b>240</b>	<b>240</b>	<b>155</b>	<b>167</b>	<b>86</b>	<b>43</b>	<b>34</b>
<b>South Eastern Region</b>												
Homicide (Murder)	1	1	0	0	1	1	1	1	3	2	1	0
Other Homicide	1	3	3	0	4	0	2	0	3	1	0	1
Attempted Murder	0	1	2	0	2	0	1	0	1	0	0	1
Conspiracy to Murder	0	0	0	0	0	0	0	0	1	0	0	0
Manslaughter (excl. by Driving)	0	0	0	0	0	0	0	0	0	0	0	0
Driving Causing Death	1	2	1	0	2	0	1	0	1	1	0	0
Assault	264	168	235	92	414	203	269	130	185	85	39	11
Grievous Assault	25	4	20	3	25	7	19	2	11	4	2	0
Serious Assault	158	93	123	55	175	89	127	65	87	37	4	1
Serious Assault (Other)	13	10	21	3	60	21	27	10	32	11	6	2
Other Assault	68	61	71	31	154	86	96	53	55	33	27	8
Sexual Offences	5	58	5	31	7	37	4	31	2	13	2	3
Rape & Attempted Rape	0	28	2	18	2	17	0	11	0	5	0	0
Other Sexual Offences	5	30	3	14	5	20	4	20	2	8	2	3
Robbery	69	16	42	13	25	18	25	20	28	9	3	3
Armed Robbery	28	6	16	4	13	4	13	6	10	5	1	2
Unarmed Robbery	41	10	26	9	12	14	12	14	18	4	2	1
Extortion	0	0	2	1	2	0	2	2	1	1	1	0
Kidnapping & Abduction	9	4	4	1	1	4	0	2	0	4	0	1
Other Offences Against the Person	21	19	23	19	52	44	32	31	39	14	7	12
<b>Offences Against the Person</b>	<b>370</b>	<b>269</b>	<b>314</b>	<b>157</b>	<b>505</b>	<b>306</b>	<b>335</b>	<b>216</b>	<b>261</b>	<b>129</b>	<b>53</b>	<b>31</b>

\* Those victims whose sex was not stated have not been included.

# Victims of Crime

by Age and Sex\* - 2006/07

Offence	0 - 14		15		16		17		18		19	
	Male	Female	Male	Female	Male	Female	Male	Female	Male	Female	Male	Female
<b>Metropolitan North Region</b>												
Homicide (Murder)	0	0	0	0	0	0	0	0	0	0	0	0
Other Homicide	1	0	0	0	0	0	0	0	0	0	0	0
Attempted Murder	1	0	0	0	0	0	0	0	0	0	0	0
Conspiracy to Murder	0	0	0	0	0	0	0	0	0	0	0	0
Manlaughter (excl. by Driving)	0	0	0	0	0	0	0	0	0	0	0	0
Driving Causing Death	0	0	0	0	0	0	0	0	0	0	0	0
Assault	131	90	27	21	30	12	43	20	38	30	51	25
Grievous Assault	1	0	2	2	0	0	5	0	4	0	7	0
Serious Assault	63	40	18	7	18	4	22	10	19	15	34	12
Serious Assault (Other)	9	4	1	0	0	0	1	1	2	1	4	1
Other Assault	58	46	6	12	12	8	15	9	13	14	6	12
Sexual Offences	30	127	5	36	15	18	12	24	3	23	0	18
Rape & Attempted Rape	7	25	0	9	2	2	2	6	0	10	0	10
Other Sexual Offences	23	103	5	27	13	16	10	19	3	13	0	8
Robbery	9	2	7	3	9	6	9	3	9	2	9	3
Armed Robbery	3	2	2	0	1	2	3	0	5	0	3	1
Unarmed Robbery	6	0	5	3	8	4	6	3	4	2	6	2
Extortion	0	0	0	0	0	0	0	0	0	0	0	0
Kidnapping & Abduction	11	15	2	2	2	3	1	2	0	1	0	3
Other Offences Against the Person	74	76	5	6	1	11	2	8	2	6	2	5
Offences Against the Person	256	309	46	68	57	50	67	57	52	62	62	54
<b>Metropolitan South Region</b>												
Homicide (Murder)	0	1	1	0	0	0	0	0	0	0	0	0
Other Homicide	1	0	0	0	0	0	0	0	1	0	1	0
Attempted Murder	1	0	0	0	0	0	0	0	1	0	1	0
Conspiracy to Murder	0	0	0	0	0	0	0	0	0	0	0	0
Manlaughter (excl. by Driving)	0	0	0	0	0	0	0	0	0	0	0	0
Driving Causing Death	0	0	0	0	0	0	0	0	0	0	0	0
Assault	169	97	37	31	46	39	32	26	40	25	37	24
Grievous Assault	5	1	2	0	5	1	1	1	3	2	1	0
Serious Assault	100	43	23	15	34	24	24	10	26	9	18	15
Serious Assault (Other)	6	2	0	1	0	1	0	0	0	3	3	3
Other Assault	58	51	12	15	7	13	7	15	11	11	15	6
Sexual Offences	52	175	10	41	12	26	3	32	6	18	0	15
Rape & Attempted Rape	7	30	2	9	3	8	1	9	2	7	0	5
Other Sexual Offences	45	146	8	32	9	18	2	23	4	11	0	10
Robbery	10	4	9	3	15	2	12	3	20	4	10	5
Armed Robbery	2	0	3	0	3	0	3	1	4	2	4	0
Unarmed Robbery	8	4	6	3	12	2	9	2	16	2	6	5
Extortion	0	0	0	0	0	0	0	0	0	0	1	0
Kidnapping & Abduction	5	4	1	0	0	1	0	1	1	1	1	0
Other Offences Against the Person	49	52	5	7	2	10	1	8	2	6	4	9
Offences Against the Person	286	332	63	82	75	78	48	70	70	54	54	53
<b>Queensland</b>												
Homicide (Murder)	0	4	1	0	0	0	2	0	0	0	0	0
Other Homicide	6	3	1	1	0	0	2	0	1	3	1	0
Attempted Murder	3	0	0	0	0	0	0	0	1	0	1	0
Conspiracy to Murder	0	0	0	0	0	0	0	0	0	0	0	0
Manlaughter (excl. by Driving)	0	1	0	0	0	0	0	0	0	0	0	0
Driving Causing Death	3	2	1	1	0	0	2	0	0	3	0	0
Assault	1507	1176	312	285	335	309	334	259	319	275	334	279
Grievous Assault	19	9	12	3	16	3	29	6	33	7	33	6
Serious Assault	719	550	201	150	207	172	206	127	202	150	217	165
Serious Assault (Other)	48	17	4	3	8	3	6	5	10	9	9	12
Other Assault	721	600	95	129	104	131	93	121	74	109	75	96
Sexual Offences	468	1646	81	421	77	228	25	174	28	130	12	100
Rape & Attempted Rape	60	334	13	87	10	73	9	73	6	63	0	49
Other Sexual Offences	408	1316	68	334	67	156	16	102	22	67	12	53
Robbery	78	17	60	16	53	17	76	18	65	18	47	18
Armed Robbery	22	5	21	2	13	3	25	3	22	5	16	3
Unarmed Robbery	56	12	39	14	40	14	51	15	43	13	31	15
Extortion	0	0	0	0	0	0	0	0	0	0	2	0
Kidnapping & Abduction	44	46	4	8	3	8	3	11	6	14	5	6
Other Offences Against the Person	757	716	44	71	29	62	24	43	32	39	19	37
Offences Against the Person	2860	3605	503	802	497	624	466	505	451	479	420	439

\* Those victims whose sex was not stated have not been included.

# Victims of Crime

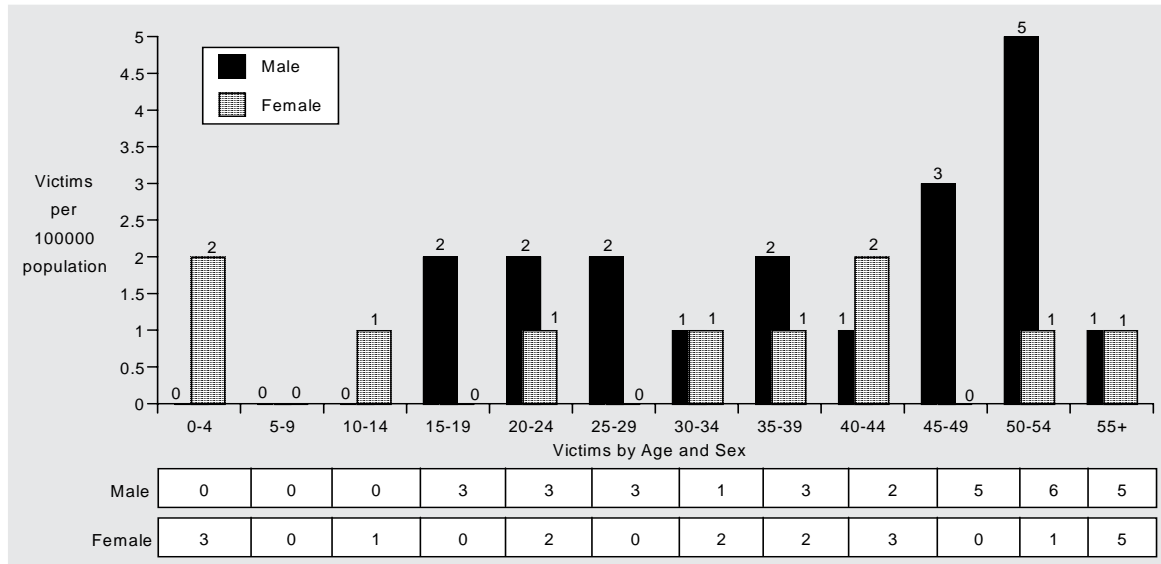
by Age and Sex\* - 2006/07

Offence	20 - 24		25 - 29		30 - 39		40 - 49		50 & over		Not Stated	
	Male	Female	Male	Female	Male	Female	Male	Female	Male	Female	Male	Female
<b>Metropolitan North Region</b>												
Homicide (Murder)	0	0	1	0	1	0	1	0	0	2	0	0
Other Homicide	0	0	0	0	2	3	2	1	1	0	0	0
Attempted Murder	0	0	0	0	2	3	0	1	1	0	0	0
Conspiracy to Murder	0	0	0	0	0	0	0	0	0	0	0	0
Manslaughter (excl. by Driving)	0	0	0	0	0	0	1	0	0	0	0	0
Driving Causing Death	0	0	0	0	0	0	1	0	0	0	0	0
Assault	271	100	295	119	436	131	210	80	148	55	67	19
Grievous Assault	15	2	9	4	21	4	7	1	3	0	1	0
Serious Assault	169	40	139	35	163	44	80	27	61	20	11	2
Serious Assault (Other)	12	7	24	13	53	21	23	8	25	13	7	4
Other Assault	75	51	123	68	200	62	100	44	59	22	48	13
Sexual Offences	10	77	6	35	10	46	2	28	4	12	2	11
Rape & Attempted Rape	2	23	0	10	2	21	0	12	2	3	0	0
Other Sexual Offences	8	54	6	25	8	25	2	16	2	9	2	11
Robbery	28	18	22	16	30	13	20	11	13	6	2	0
Armed Robbery	10	7	6	4	9	3	8	3	6	2	0	0
Unarmed Robbery	18	11	16	12	21	10	12	8	7	4	2	0
Extortion	0	0	0	0	2	1	2	2	1	0	0	0
Kidnapping & Abduction	2	3	0	5	1	5	2	3	0	0	0	0
Other Offences Against the Person	15	38	9	23	33	40	33	35	32	24	9	11
Offences Against the Person	326	235	333	198	515	234	272	160	199	99	80	41
<b>Metropolitan South Region</b>												
Homicide (Murder)	0	0	1	0	0	0	0	0	3	0	0	0
Other Homicide	3	0	0	1	7	1	2	2	1	0	1	0
Attempted Murder	2	0	0	1	6	1	2	2	0	0	1	0
Conspiracy to Murder	0	0	0	0	0	0	0	0	1	0	0	0
Manslaughter (excl. by Driving)	0	0	0	0	0	0	0	0	0	0	0	0
Driving Causing Death	1	0	0	0	1	0	0	0	0	0	0	0
Assault	169	81	157	92	331	150	187	92	138	71	52	8
Grievous Assault	13	6	12	1	12	2	12	3	4	2	0	1
Serious Assault	93	34	72	41	108	55	89	27	64	31	5	1
Serious Assault (Other)	18	7	15	8	48	16	15	13	25	10	19	1
Other Assault	45	34	58	42	163	77	71	49	45	28	28	5
Sexual Offences	7	58	8	23	8	35	3	16	0	8	2	10
Rape & Attempted Rape	1	10	6	9	1	13	0	8	0	1	0	0
Other Sexual Offences	6	48	2	14	7	22	3	8	0	7	2	10
Robbery	29	13	24	15	18	19	17	9	10	13	8	0
Armed Robbery	9	3	11	3	6	5	7	1	6	4	1	0
Unarmed Robbery	20	10	13	12	12	14	10	8	4	9	7	0
Extortion	1	0	1	0	0	0	3	0	0	0	0	0
Kidnapping & Abduction	2	2	4	5	3	3	1	5	3	3	0	0
Other Offences Against the Person	13	28	24	17	42	41	17	36	28	22	17	14
Offences Against the Person	224	182	219	152	409	249	229	159	183	117	80	32
<b>Queensland</b>												
Homicide (Murder)	3	2	3	0	4	4	7	3	11	6	1	0
Other Homicide	9	4	8	3	25	6	16	10	12	6	1	1
Attempted Murder	5	2	4	2	19	5	10	7	5	2	1	1
Conspiracy to Murder	0	0	0	0	1	0	1	1	3	0	0	0
Manslaughter (excl. by Driving)	0	0	1	0	1	0	2	1	1	0	0	0
Driving Causing Death	4	2	3	1	4	1	3	1	3	4	0	0
Assault	1577	1123	1526	923	2718	1483	1662	842	1105	513	321	105
Grievous Assault	155	29	111	24	155	48	111	26	47	14	8	1
Serious Assault	929	606	660	430	999	695	731	402	549	206	41	28
Serious Assault (Other)	95	54	150	75	380	150	167	60	175	90	59	10
Other Assault	398	434	605	395	1185	590	653	355	334	203	213	66
Sexual Offences	37	413	34	188	48	271	24	188	13	88	29	70
Rape & Attempted Rape	6	169	9	79	9	113	3	89	3	24	4	3
Other Sexual Offences	31	246	25	110	39	158	21	99	10	64	25	67
Robbery	187	86	117	56	116	70	100	62	96	48	16	3
Armed Robbery	68	24	44	14	41	18	45	18	39	16	2	2
Unarmed Robbery	119	62	73	42	75	52	55	44	57	32	14	1
Extortion	2	0	4	1	4	3	12	4	5	4	2	0
Kidnapping & Abduction	18	27	12	25	13	25	9	27	7	10	1	2
Other Offences Against the Person	86	162	101	120	244	257	161	203	187	115	102	91
Offences Against the Person	1917	1815	1805	1315	3170	2113	1990	1329	1435	790	473	272

\* Those victims whose sex was not stated have not been included.

# Victims of Crime

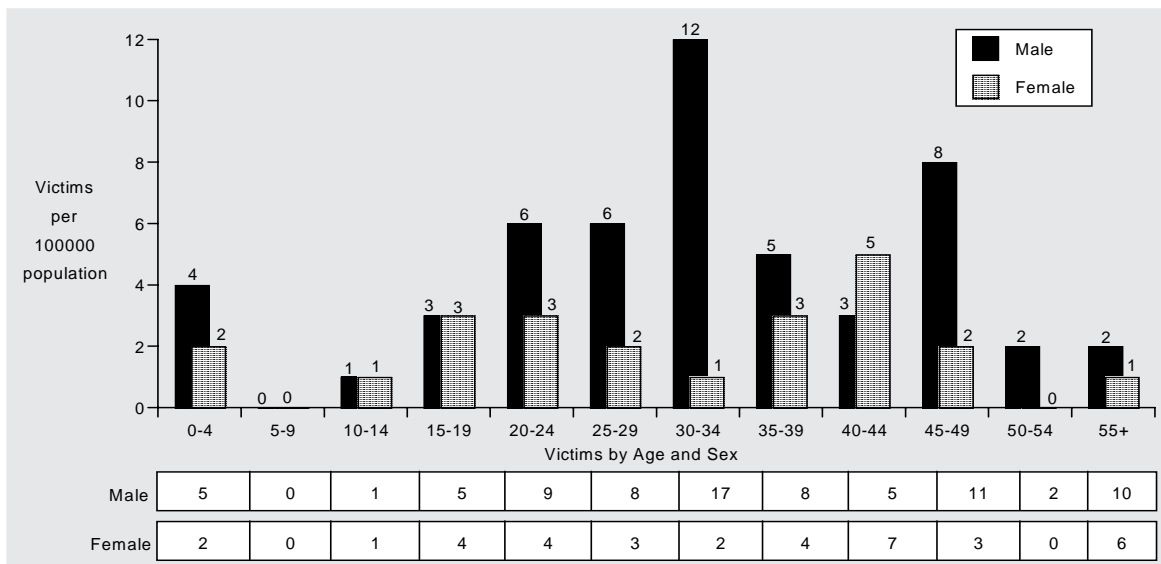
## *Homicide (Murder) - 2006/07\**



Low rates of victimisation for Homicide (Murder) offences mean that rates fluctuate across age groups and from year to year. In 2006/07, males (aged

fifty to fifty-four years) were most likely to be victims of Homicide (Murder). Overall, 62% of victims were male. There were no victims in the five to nine year age group.

## *Other Homicide - 2006/07\**



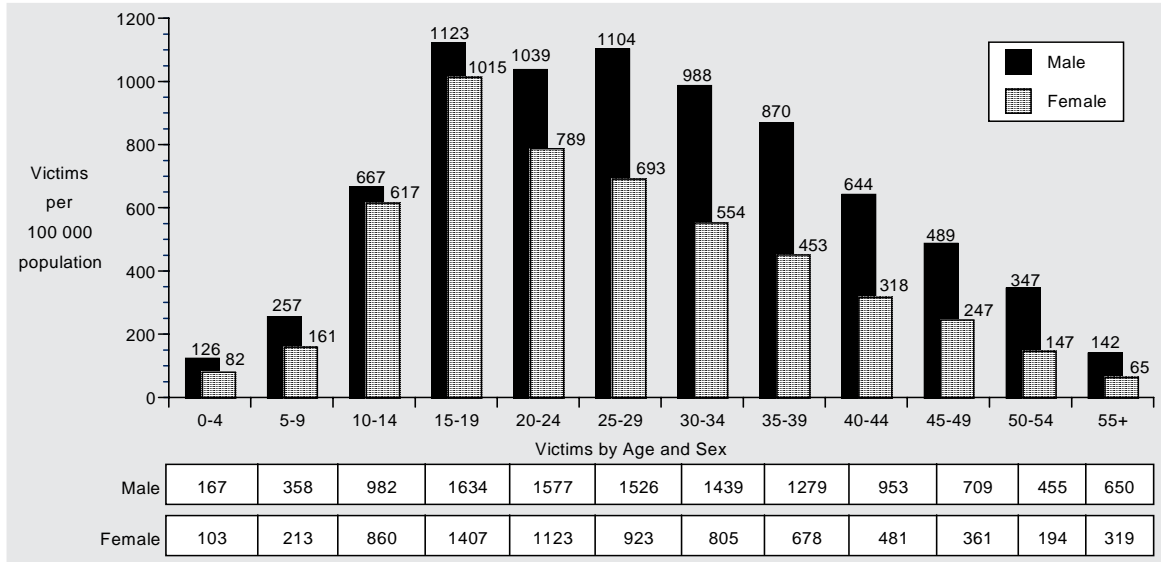
Other Homicide offences are also subject to fluctuations across age groups and from year to year as a result of low rates of victimisation. Males aged thirty to thirty-four were most likely to be victims. Overall, 69%

of victims were male. Of all female victims, those aged forty to forty-four years were most likely to be victims of Other Homicide.

\* Only those offences where the victim's age and sex were identified are included.

# Victims of Crime

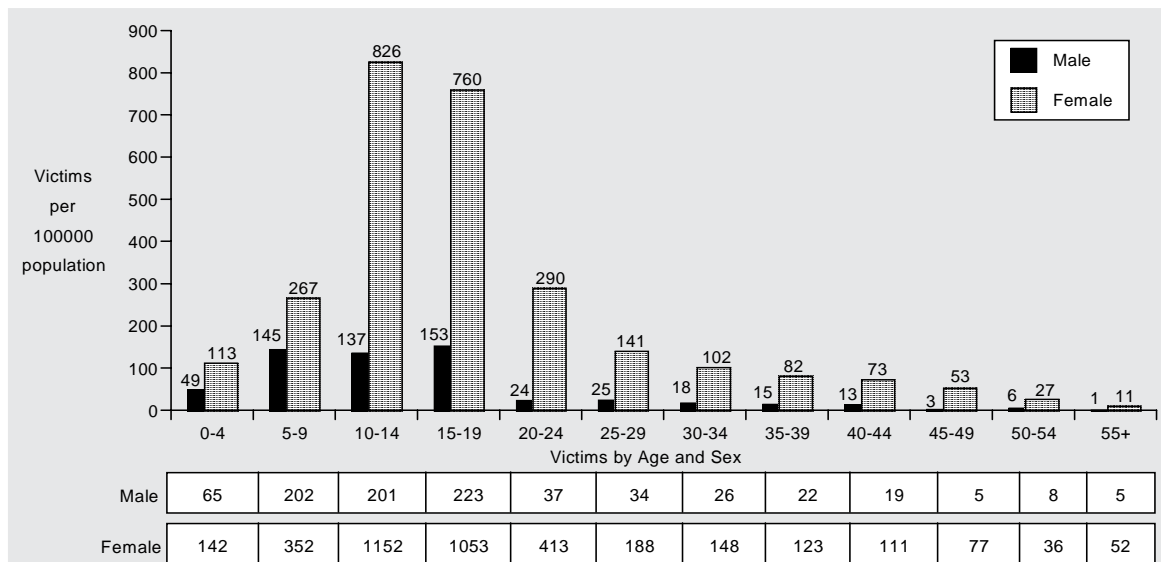
## Assault - 2006/07\*



At every age, males were more likely to be victims of Assault than females (61% of victims were male). Males aged fifteen to nineteen years were most likely to be victims. More females aged fifteen to nineteen years

were victims compared with females in other age groups. The likelihood of being a victim of Assault decreased with increasing age as is evidenced in the graph above.

## Sexual Offences - 2006/07\*



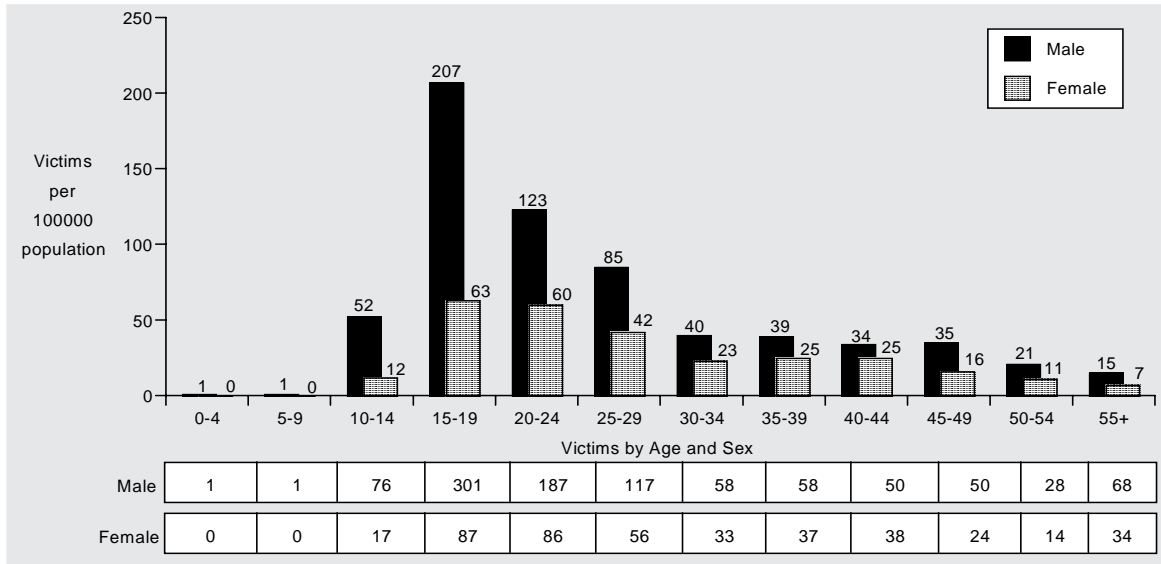
The offence category of Sexual Offences is unique in that the number of female victims far outweighs the number of male victims (82% of victims were female). At every age, females were significantly more likely to

be victims than males with females in the ten to nineteen year age range, the most likely. In fact, at this age females were almost six times more likely to be victims of Sexual Offences than males.

\* Only those offences where the victim's age and sex were identified are included.

# Victims of Crime

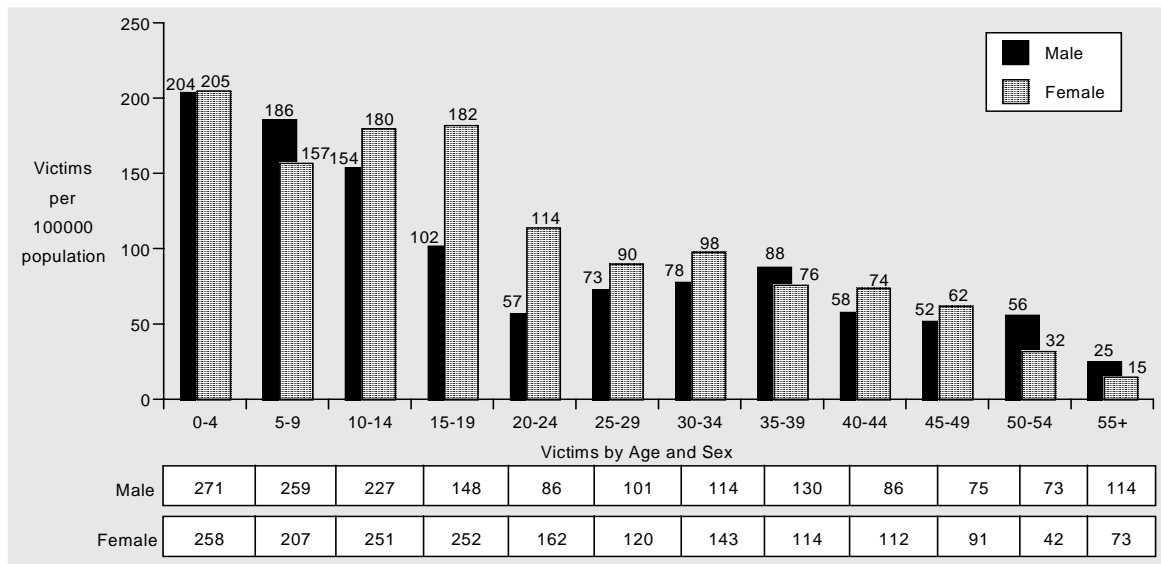
## Robbery - 2006/07\*



As with most other Offences Against the Person, males were significantly more likely to be victims of Robbery than females (70% of victims were male). Males aged fifteen to nineteen years were most likely to be victims.

After the age of nineteen years, the likelihood of being a victim decreased significantly with increasing age. Note that Robbery is unique in that a large proportion of victims are companies not individuals.

## Other Offences Against the Person - 2006/07\*



Other Offences Against the Person is an amalgam of a number of different offence types including Ill Treatment of Children, Stalking, Armed to Cause Fear, etc. This offence category, like Sexual Offences, is unique in that females are more likely to be victims than males.

Females aged zero to nineteen years are the most likely victims of this offence type, making up 28% of total victims. The likelihood of being a victim decreases after the age of nineteen years, another reason why this offence category is unique.

\* Only those offences where the victim's age and sex were identified are included.