

Offenders

The tables and graphs in this section provide information on persons responsible for offences. It is important to note that Queensland Police Service offender statistics are based on offence counts and do not and can not refer to individuals. Rather, offender data refers to the number of offences cleared or solved through an action against an offender. As such, offender data does not equate to a unique offender count nor does it equate to the number of offences cleared. For example, an offender charged with Motor Vehicle Theft, Unlawful Entry, Assault and Other Theft (excl. Unlawful Entry) would be included four times in any offender breakdown by age and sex.

Only persons aged ten years and over are deemed to be offenders. Under Queensland law, children under ten are not held criminally responsible, although they may be involved in the commission

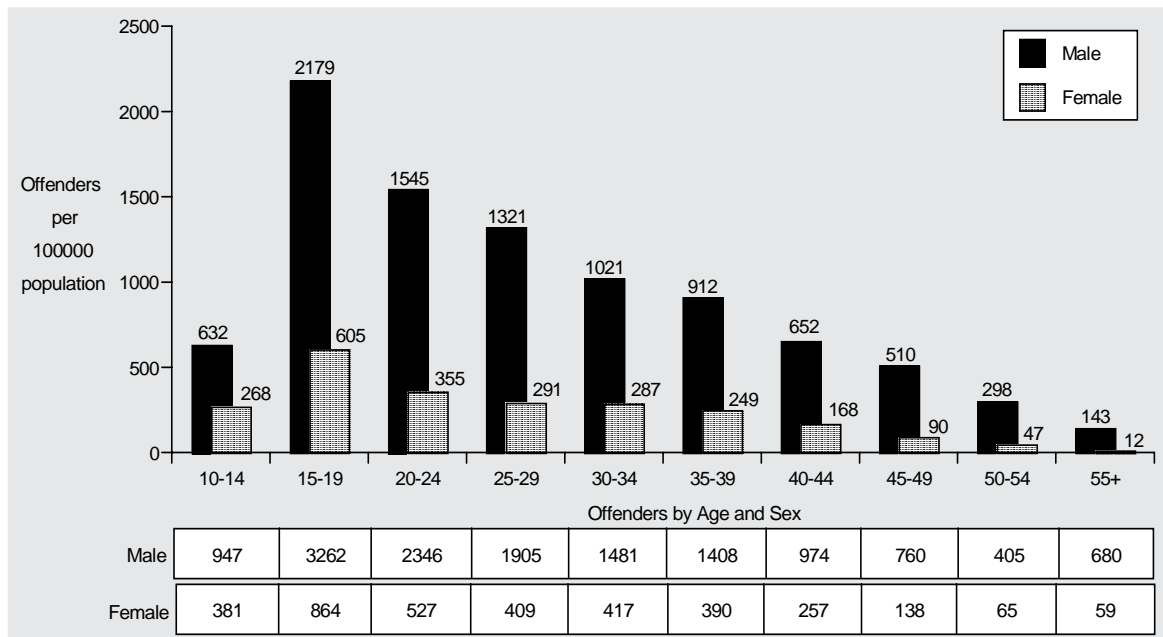
of an offence. Juvenile offenders are those aged between and including ten and sixteen years.

Offenders have not been included if their age or sex is not specified in Queensland Police Service records. Approximately (2%) of offenders have been excluded for this reason.

The *Population by Sex and Age for 30 June 2007* (Australian Bureau of Statistics catalogue No. 3201.0) was used to calculate the number of offenders per 100000 population.

The reference date used to generate offender statistics for the year under review is the date an action commenced. As such, offenders proceeded against for matters reported in previous periods will be included in the following tables and graphs.

Offences Against the Person - 2007/08*



* Only those offenders whose age and sex were identified are included.

Offenders

Queensland by Age and Sex - 2007/08*

Offence	10 - 14		15		16		17		18		19	
	Male	Female	Male	Female	Male	Female	Male	Female	Male	Female	Male	Female
Homicide (Murder)	0	0	1	0	2	0	0	0	1	0	4	0
Other Homicide	0	0	1	0	1	0	1	1	2	1	3	0
Attempted Murder	0	0	0	0	1	0	0	0	1	1	1	0
Conspiracy to Murder	0	0	0	0	0	0	0	0	0	0	0	0
Manslaughter (excl. by Driving)	0	0	0	0	0	0	0	0	0	0	0	0
Driving Causing Death	0	0	1	0	0	0	1	1	1	0	2	0
Assault	598	307	390	194	397	175	473	120	457	113	413	123
Grievous Assault	18	1	23	3	25	5	33	1	56	7	30	8
Serious Assault	258	135	192	88	194	78	257	58	211	47	180	45
Serious Assault (Other)	49	25	32	10	21	14	29	8	41	14	42	15
Common Assault	273	146	143	93	157	78	154	53	149	45	161	55
Sexual Offences	204	27	75	10	84	11	98	6	71	3	73	1
Rape & Attempted Rape	43	1	12	1	11	1	17	0	20	1	22	1
Other Sexual Offences	161	26	63	9	73	10	81	6	51	2	51	0
Robbery	72	31	91	14	123	16	89	14	97	9	56	6
Armed Robbery	22	2	41	4	53	1	36	3	39	4	28	3
Unarmed Robbery	50	29	50	10	70	15	53	11	58	5	28	3
Other Offences Against the Person ^	73	16	46	3	53	9	59	11	59	11	42	13
Kidnapping & Abduction etc.	3	0	1	0	5	1	7	0	3	0	1	0
Extortion	0	0	1	0	3	1	4	1	0	0	0	0
Stalking	4	4	1	1	0	5	8	1	10	2	3	3
Life Endangering Acts	66	12	43	2	45	2	40	9	46	9	38	10
Offences Against the Person	947	381	604	221	660	211	720	152	687	137	591	143
Unlawful Entry	2261	346	1265	136	1081	117	1214	93	914	59	623	58
Unlawful Entry - Dwelling**	766	127	533	58	438	42	588	47	432	23	333	34
- Without Violence	760	123	528	58	425	40	570	47	415	22	316	27
- With Violence	6	4	5	0	13	2	18	0	17	1	17	7
Unlawful Entry - Shop	298	39	176	28	168	26	164	23	134	18	81	6
Unlawful Entry - Other	1197	180	556	50	475	49	462	23	348	18	209	18
Arson	50	6	17	2	23	4	24	5	24	1	21	0
Other Property Damage	1893	364	1171	152	1150	130	1357	122	745	68	703	58
Unlawful Use of Motor Vehicle ~	587	115	415	56	415	59	477	54	236	29	231	32
Other Theft (excl. Unlawful Entry)	2549	1982	1399	987	1296	696	1262	596	1045	373	731	273
Stealing from Dwelling	150	57	76	32	68	11	52	12	53	8	38	6
Shop Stealing	1073	1706	433	857	451	581	417	472	331	268	242	197
Vehicles (Steal from/Enter with Intent)	628	80	458	30	453	27	460	20	326	36	158	13
Other Stealing	698	139	432	68	324	77	333	92	335	61	293	57
Fraud	33	56	56	56	95	96	164	110	223	119	209	84
Fraud by Computer	1	39	1	0	2	1	14	0	3	1	6	3
Fraud by Cheque	2	0	1	0	4	0	0	1	23	0	3	1
Fraud by Credit Card	4	3	2	2	23	21	50	18	25	32	46	17
Identity Fraud +	0	0	3	1	2	14	13	17	6	7	2	2
Other Fraud	26	14	49	53	64	60	87	74	166	79	152	61
Handling Stolen Goods	245	92	186	61	190	55	228	78	211	51	158	52
Possess Property Susp. Stolen	65	25	48	15	49	22	50	22	56	10	42	13
Receiving Stolen Property	104	42	72	25	73	17	65	22	66	12	40	9
Possess, Receive, etc. Tainted Property	74	25	65	20	68	15	111	34	89	29	75	29
Other Handling Stolen Goods	2	0	1	1	0	1	2	0	0	0	1	1
Offences Against Property	7618	2961	4509	1450	4250	1157	4726	1058	3398	700	2676	557
Drug Offences	384	69	446	123	778	207	1209	369	1680	392	1626	428
Prostitution Offences	0	0	0	0	0	2	0	0	2	1	0	7
Liquor (excluding Drunkenness)	87	70	203	103	309	78	216	47	198	41	192	32
Gaming Racing & Betting Offences	0	0	0	0	0	0	0	0	0	0	0	0
Breach Domestic Violence Order	0	0	7	2	6	0	53	15	123	21	169	35
Trespassing & Vagrancy Offences	576	148	350	78	338	75	472	77	279	38	157	35
Weapons Act Offences	148	9	115	7	126	15	181	12	127	12	118	10
Good Order Offences	655	304	705	259	1047	345	2153	398	3022	473	2856	431
Stock Offences	0	0	1	0	0	0	0	1	0	3	3	1
Traffic and Related Offences	30	4	73	12	188	37	790	113	1430	270	1590	304
Miscellaneous Offences	165	50	149	23	103	14	103	13	119	9	61	9
Total Other Offences	2045	654	2049	607	2895	773	5177	1045	6980	1260	6772	1292

* Only those offenders whose age and sex were identified are included.

^ A more detailed breakdown of Other Offences Against the Person is presented for the first time in the current publication.

** Community By-Law offences cannot be separated into offences with and without violence. As such, subcategories may not add to the total.

~ This category includes attempted offences.

+ Identity Fraud has been presented separately for the first time in the current publication. Previously, this figure was included in the total for Other Fraud.

Offenders

Queensland by Age and Sex - 2007/08*

Offence	20 - 24		25 - 29		30 - 39		40 - 49		50 - 59		60 & over	
	Male	Female	Male	Female	Male	Female	Male	Female	Male	Female	Male	Female
Homicide (Murder)	8	2	13	0	13	1	5	1	2	1	3	0
Other Homicide	15	2	6	2	14	6	16	0	5	0	4	1
Attempted Murder	10	1	3	1	11	3	12	0	3	0	2	1
Conspiracy to Murder	0	0	0	0	0	0	0	0	0	0	0	0
Manslaughter (excl. by Driving)	1	0	2	1	0	1	0	0	0	0	0	0
Driving Causing Death	4	1	1	0	3	2	4	0	2	0	2	0
Assault	1734	452	1386	321	1959	645	991	334	334	85	127	16
Grievous Assault	159	26	95	16	123	58	58	18	18	2	5	0
Serious Assault	776	161	606	99	863	208	454	92	121	15	39	3
Serious Assault (Other)	148	41	119	34	154	69	76	31	25	2	11	2
Common Assault	651	224	566	172	819	310	403	193	170	66	72	11
Sexual Offences	215	6	179	7	465	12	461	9	273	6	219	0
Rape & Attempted Rape	69	1	55	1	139	2	115	0	70	0	33	0
Other Sexual Offences	146	5	124	6	326	10	346	9	203	6	186	0
Robbery	164	18	130	25	119	18	25	1	10	0	0	0
Armed Robbery	77	10	74	20	83	9	16	1	4	0	0	0
Unarmed Robbery	87	8	56	5	36	9	9	0	6	0	0	0
Other Offences Against the Person ^	210	47	191	54	319	125	236	50	64	13	44	2
Kidnapping & Abduction etc.	43	0	35	2	51	5	29	1	8	1	4	0
Extortion	4	2	1	1	4	1	6	0	1	1	2	0
Stalking	26	1	38	3	58	9	51	6	18	4	19	0
Life Endangering Acts	137	44	117	48	206	110	150	43	37	7	19	2
Offences Against the Person	2346	527	1905	409	2889	807	1734	395	688	105	397	19
Unlawful Entry	1954	239	1678	229	1962	214	357	44	41	9	3	3
Unlawful Entry - Dwelling**	969	160	1003	148	1046	151	210	30	27	5	2	2
- Without Violence	896	149	943	141	969	137	177	27	18	4	2	2
- With Violence	73	11	60	7	77	14	33	3	9	1	0	0
Unlawful Entry - Shop	337	26	284	25	352	15	35	6	4	1	0	0
Unlawful Entry - Other	648	53	391	56	564	48	112	8	10	3	1	1
Arson	33	3	17	2	37	4	16	10	9	4	5	0
Other Property Damage	1697	231	932	150	1035	206	406	100	109	33	34	9
Unlawful Use of Motor Vehicle ~	656	79	429	63	413	62	76	26	17	2	5	2
Other Theft (excl. Unlawful Entry)	2473	1166	1709	788	2222	1100	834	582	214	363	182	120
Stealing from Dwelling	135	44	69	37	107	52	37	28	6	8	1	0
Shop Stealing	796	767	650	506	738	736	395	370	124	314	155	98
Vehicles (Steal from/Enter with Intent)	652	78	397	42	497	70	152	12	11	3	3	2
Other Stealing	890	277	593	203	880	242	250	172	73	38	23	20
Fraud	947	607	1037	413	1325	654	669	322	121	118	53	6
Fraud by Computer	56	11	52	10	41	11	9	39	5	0	0	0
Fraud by Cheque	37	18	60	21	130	75	100	33	19	17	10	1
Fraud by Credit Card	160	146	260	126	347	147	92	68	3	28	4	0
Identity Fraud +	26	5	34	5	41	9	79	3	8	0	0	0
Other Fraud	668	427	631	251	766	412	389	179	86	73	39	5
Handling Stolen Goods	624	220	473	191	772	248	281	103	70	27	14	6
Possess Property Susp. Stolen	149	47	114	40	188	67	82	28	14	6	3	4
Receiving Stolen Property	135	52	79	58	143	37	33	12	17	4	2	0
Possess, Receive, etc. Tainted Property	330	119	278	92	427	143	163	61	39	17	9	2
Other Handling Stolen Goods	10	2	2	1	14	1	3	2	0	0	0	0
Offences Against Property	8384	2545	6275	1836	7766	2488	2639	1187	581	556	296	146
Drug Offences	7544	2110	6039	1650	7896	2553	3959	1356	1120	306	210	24
Prostitution Offences	25	17	24	27	62	57	34	34	26	13	14	0
Liquor (excluding Drunkenness)	1018	156	839	149	1096	387	648	234	309	75	54	4
Gaming Racing & Betting Offences	0	0	0	0	2	0	0	0	0	0	0	0
Breach Domestic Violence Order	978	142	1046	146	2198	297	1206	161	278	33	55	5
Trespassing Vagrancy Offences	537	76	291	67	444	133	306	79	96	19	23	0
Weapons Act Offences	542	79	441	55	620	69	375	42	193	15	122	5
Good Order Offences	10710	1760	6442	1196	6974	1809	3059	917	895	185	252	35
Stock Offences	25	5	36	13	99	35	131	35	169	32	154	43
Traffic and Related Offences	7843	1678	5903	1197	7648	1779	4243	1324	2058	484	789	125
Miscellaneous Offences	312	30	187	13	329	52	236	37	127	12	69	21
Other Offences	29534	6053	21248	4513	27368	7171	14197	4219	5271	1174	1742	262

* Only those offenders whose age and sex were identified are included.

^ A more detailed breakdown of Other Offences Against the Person is presented for the first time in the current publication.

** Community By-Law offences cannot be separated into offences with and without violence. As such, subcategories may not add to the total.

~ This category includes attempted offences.

+ Identity Fraud has been presented separately for the first time in the current publication. Previously, this figure was included in the total for Other Fraud.

Offenders - Indigenous

Queensland by Type of Action ^ by Age - 2007/08*

Offence	Arrest		Caution		Community Conference		Notice to Appear		Summons		Warrant		Other	
	Juvenile	Adult	Juvenile	Adult	Juvenile	Adult	Juvenile	Adult	Juvenile	Adult	Juvenile	Adult	Juvenile	Adult
Homicide (Murder)	1	9	0	0	0	0	0	0	0	0	0	0	0	0
Other Homicide	0	10	0	0	0	0	0	0	0	0	0	0	0	0
Attempted Murder	0	9	0	0	0	0	0	0	0	0	0	0	0	0
Conspiracy to Murder	0	0	0	0	0	0	0	0	0	0	0	0	0	0
Manslaughter (excl. by Driving)	0	1	0	0	0	0	0	0	0	0	0	0	0	0
Driving Causing Death	0	0	0	0	0	0	0	0	0	0	0	0	0	0
Assault	262	1777	178	8	39	0	152	818	0	1	2	14	7	65
Grievous Assault	14	191	0	0	2	0	2	26	0	0	1	4	0	5
Serious Assault	95	701	90	5	24	0	55	411	0	0	0	8	0	23
Serious Assault (Other)	35	200	3	0	2	0	14	41	0	0	0	0	0	3
Common Assault	118	685	85	3	11	0	81	340	0	1	1	2	7	34
Sexual Offences	28	286	25	3	4	0	10	40	0	1	1	19	19	22
Rape & Attempted Rape	10	87	5	0	1	0	1	7	0	0	0	8	6	1
Other Sexual Offences	18	199	20	3	3	0	9	33	0	1	1	11	13	21
Robbery	123	166	1	0	4	0	14	11	0	0	1	4	0	0
Armed Robbery	38	65	0	0	1	0	5	2	0	0	0	2	0	0
Unarmed Robbery	85	101	1	0	3	0	9	9	0	0	1	2	0	0
Other Offences Against the Person †	23	175	7	2	2	0	9	42	0	0	0	2	2	76
Kidnapping & Abduction etc.	1	44	0	0	0	0	0	2	0	0	0	1	0	0
Extortion	0	3	0	0	0	0	0	0	0	0	0	0	0	0
Stalking	0	10	0	0	0	0	0	3	0	0	0	1	0	0
Life Endangering Acts	22	118	7	2	2	0	9	37	0	0	0	0	2	76
Offences Against the Person	437	2423	211	13	49	0	185	911	0	2	4	39	28	163
Unlawful Entry	1405	1822	556	3	118	6	522	756	1	1	1	29	24	5
Unlawful Entry - Dwelling**	504	1099	208	0	40	6	163	388	0	1	0	16	12	2
- Without Violence	498	1043	206	0	38	6	160	381	0	1	0	16	12	2
- With Violence	6	56	2	0	2	0	3	7	0	0	0	0	0	0
Unlawful Entry - Shop	217	236	49	0	25	0	103	124	0	0	0	8	0	0
Unlawful Entry - Other	684	487	299	3	53	0	256	244	1	0	1	5	12	3
Arson	16	30	5	1	3	0	6	9	0	0	0	0	1	1
Other Property Damage	533	872	363	3	95	2	364	746	0	1	1	5	14	11
Unlawful Use of Motor Vehicle ~	547	622	105	1	39	0	155	314	0	0	0	7	5	5
Other Theft (excl. Unlawful Entry)	743	1073	725	5	118	3	691	1317	0	0	7	17	19	21
Stealing from Dwelling	48	64	33	0	4	1	28	60	0	0	0	1	0	5
Shop Stealing	102	295	339	4	56	0	390	653	0	0	0	4	4	2
Vehicles (Steal from/Enter with Intent)	383	368	194	1	23	0	113	243	0	0	7	6	6	10
Other Stealing	210	346	159	0	35	2	160	361	0	0	0	6	9	4
Fraud	3	254	16	0	5	0	11	382	0	0	0	2	1	2
Fraud by Computer	0	5	0	0	0	0	0	3	0	0	0	0	0	0
Fraud by Cheque	0	7	0	0	0	0	1	23	0	0	0	0	0	0
Fraud by Credit Card	2	92	0	0	0	0	6	109	0	0	0	0	0	0
Identity Fraud †	0	11	0	0	0	0	0	6	0	0	0	0	0	0
Other Fraud	1	139	16	0	5	0	4	241	0	0	0	2	1	2
Handling Stolen Goods	100	255	67	2	15	0	115	307	0	0	0	1	1	1
Possess Property Susp. Stolen	31	77	10	0	3	0	32	84	0	0	0	1	0	1
Receiving Stolen Property	28	53	41	2	9	0	50	83	0	0	0	0	1	0
Possess, Receive, etc. Tainted Property	41	119	15	0	3	0	32	138	0	0	0	0	0	0
Other Handling Stolen Goods	0	6	1	0	0	0	1	2	0	0	0	0	0	0
Offences Against Property	3347	4928	1837	15	393	11	1864	3831	1	2	9	61	65	46
Drug Offences	60	850	92	6	10	0	73	1801	0	0	0	4	77	747
Prostitution Offences	0	2	0	0	0	0	0	7	0	0	0	0	0	0
Liquor (excluding Drunkenness)	27	537	51	6	4	0	53	2089	0	0	0	0	5	5
Gaming Racing & Betting Offences	0	0	0	0	0	0	0	0	0	0	0	0	0	0
Breach Domestic Violence Order	9	1320	0	1	0	0	1	685	0	1	0	4	1	120
Trespassing & Vagrancy Offences	138	319	135	1	10	0	207	646	0	1	0	0	5	0
Weapons Act Offences	42	162	32	0	2	0	38	204	0	1	0	0	0	1
Good Order Offences	566	5902	189	2	11	0	436	3504	0	5	0	23	6	16
Stock Offences	0	0	0	4	0	0	0	6	0	0	0	0	0	0
Traffic and Related Offences	24	771	11	0	3	0	26	2373	0	4	0	10	0	3
Miscellaneous Offences	20	103	21	0	11	0	23	140	0	0	0	3	0	2
Total Other Offences	886	9966	531	20	51	0	857	11455	0	12	0	44	94	894

^ See Glossary for definitions and inclusions (page 152)

* Only those offenders whose age and sex were identified are included.

+ A more detailed breakdown of Other Offences Against the Person is presented for the first time in the current publication.

** Community By-Law offences cannot be separated into offences with and without violence. As such, subcategories may not add to the total.

~ This category includes attempted offences.

Identity Fraud has been presented separately for the first time in the current publication. Previously, this figure was included in the total for Other Fraud.

Offenders - Non-Indigenous

Queensland by Type of Action[^] by Age - 2007/08*

Offence	Arrest		Caution		Community Conference		Notice to Appear		Summons		Warrant		Other	
	Juvenile	Adult	Juvenile	Adult	Juvenile	Adult	Juvenile	Adult	Juvenile	Adult	Juvenile	Adult	Juvenile	Adult
Homicide (Murder)	1	38	0	0	0	0	0	0	0	0	0	1	0	1
Other Homicide	1	43	0	0	0	0	0	7	0	2	0	0	1	0
Attempted Murder	0	34	0	0	0	0	0	0	0	0	0	0	1	0
Conspiracy to Murder	0	0	0	0	0	0	0	0	0	0	0	0	0	0
Manslaughter (excl. by Driving)	0	2	0	0	0	0	0	0	0	0	0	0	0	0
Driving Causing Death	1	7	0	0	0	0	0	7	0	2	0	0	0	0
Assault	359	4045	480	31	109	1	244	2044	1	8	1	43	39	290
Grievous Assault	24	355	9	0	3	0	9	58	0	0	0	10	1	7
Serious Assault	136	1496	256	16	71	1	104	1069	0	6	1	20	14	100
Serious Assault (Other)	48	461	25	0	4	0	15	98	0	0	0	3	1	2
Common Assault	151	1733	190	15	31	0	116	819	1	2	0	10	23	181
Sexual Offences	66	1084	120	9	25	0	6	214	0	9	0	9	33	80
Rape & Attempted Rape	29	316	3	0	3	0	1	25	0	3	0	4	2	11
Other Sexual Offences	37	768	117	9	22	0	5	189	0	6	0	5	31	69
Robbery	137	522	12	0	20	0	20	33	0	0	0	11	2	4
Armed Robbery	61	307	4	0	6	0	4	7	0	0	0	6	0	4
Unarmed Robbery	76	215	8	0	14	0	16	26	0	0	0	5	2	0
Other Offences Against the Person [†]	41	737	65	18	14	1	17	243	0	6	0	5	7	85
Kidnapping & Abduction etc.	3	113	2	0	3	0	1	13	0	2	0	2	0	0
Extortion	2	18	1	0	2	0	0	0	0	0	0	0	0	0
Stalking	3	178	6	3	0	1	3	39	0	1	0	2	3	5
Life Endangering Acts	33	428	56	15	9	0	13	191	0	3	0	1	4	80
Offences Against the Person	605	6469	677	58	168	2	287	2541	1	25	1	69	82	460
Unlawful Entry	836	4238	882	27	203	3	431	2386	0	6	0	119	8	43
Unlawful Entry - Dwelling**	400	2362	306	13	65	2	183	1105	0	1	0	59	5	29
- Without Violence	389	2148	305	12	62	2	181	1069	0	1	0	54	5	28
- With Violence	11	214	1	1	3	0	2	36	0	0	0	5	0	1
Unlawful Entry - Shop	131	696	83	3	25	0	74	389	0	4	0	21	0	4
Unlawful Entry - Other	305	1180	493	11	113	1	174	892	0	1	0	39	3	10
Arson	30	130	13	2	14	1	2	18	0	0	0	2	5	4
Other Property Damage	481	2494	1488	73	493	222	610	3054	0	5	0	19	26	52
Unlawful Use of Motor Vehicle ~	309	1198	177	15	107	1	120	607	0	3	0	27	4	18
Other Theft (excl. Unlawful Entry)	738	4159	3496	76	489	15	1030	8335	1	7	1	66	44	74
Stealing from Dwelling	56	210	125	1	24	1	38	300	0	0	0	4	4	11
Shop Stealing	159	1325	2567	53	217	2	642	4725	1	4	1	9	24	20
Vehicles (Steal from/Enter with Intent)	294	1082	327	6	152	5	123	1067	0	1	0	26	1	11
Other Stealing	229	1542	477	16	96	7	227	2243	0	2	0	27	15	32
Fraud	26	2201	167	19	26	7	92	3686	0	4	0	117	2	35
Fraud by Computer	0	58	3	2	0	0	39	152	0	0	0	3	0	1
Fraud by Cheque	0	191	2	0	0	0	3	283	0	1	0	25	0	5
Fraud by Credit Card	1	635	25	0	13	0	5	623	0	1	0	45	0	8
Identity Fraud [#]	1	105	14	2	0	0	2	116	0	0	0	0	0	0
Other Fraud	24	1212	123	15	13	7	43	2512	0	2	0	44	2	21
Handling Stolen Goods	100	1110	194	5	34	0	148	1918	0	8	0	6	2	9
Possess Property Susp. Stolen	30	258	39	1	10	0	56	469	0	0	0	0	0	2
Receiving Stolen Property	26	210	103	3	15	0	33	395	0	4	0	0	1	0
Possess, Receive, etc. Tainted Property	43	621	50	1	9	0	59	1044	0	4	0	6	1	7
Other Handling Stolen Goods	1	21	2	0	0	0	0	10	0	0	0	0	0	0
Offences Against Property	2520	15530	6417	217	1366	249	2433	20004	1	33	1	356	91	235
Drug Offences	113	7026	630	18	54	0	304	18760	0	8	1	31	453	8351
Prostitution Offences	0	55	0	0	0	0	2	233	0	0	0	0	0	0
Liquor (excluding Drunkenness)	39	1667	424	49	10	1	116	954	0	9	0	1	19	13
Gaming Racing & Betting Offences	0	2	0	0	0	0	0	0	0	0	0	0	0	0
Breach Domestic Violence Order	1	2406	1	2	0	0	2	1712	0	6	0	22	0	313
Trespassing & Vagrancy Offences	107	674	516	36	71	88	229	1164	0	2	0	1	9	4
Weapons Act Offences	48	811	148	9	17	0	53	1554	0	2	0	5	4	16
Good Order Offences	600	18113	563	24	54	3	661	12505	0	19	0	92	21	84
Stock Offences	0	3	1	299	0	0	0	56	0	1	0	0	0	125
Traffic and Related Offences	35	5217	45	5	7	0	160	26623	0	94	0	48	2	19
Miscellaneous Offences	22	510	188	11	115	0	54	797	0	16	0	3	5	10
Total Other Offences	965	36484	2516	453	328	92	1581	64358	0	157	1	203	513	8935

[^] See Glossary for definitions and inclusions (page 152)

* Only those offenders whose age and sex were identified are included.

[†] A more detailed breakdown of Other Offences Against the Person is presented for the first time in the current publication.

** Community By-Law offences cannot be separated into offences with and without violence. As such, subcategories may not add to the total.

~ This category includes attempted offences.

Identity Fraud has been presented separately for the first time in the current publication. Previously, this figure was included in the total for Other Fraud.

Offenders

Regions by Age and Sex - 2007/08*

Offence	10 - 14		15		16		17		18		19	
	Male	Female	Male	Female	Male	Female	Male	Female	Male	Female	Male	Female
Far Northern Region												
Homicide (Murder)	0	0	0	0	0	0	0	0	0	0	0	0
Other Homicide	0	0	0	0	0	0	0	0	0	0	0	0
Assault	65	38	45	31	37	28	60	16	69	14	59	21
Sexual Offences	25	4	6	2	17	0	23	0	18	0	9	0
Robbery	16	1	12	0	6	1	3	2	11	1	2	1
Other Offences Against the Person ^	6	1	6	0	7	0	3	0	6	1	6	2
Offences Against the Person	112	44	69	33	67	29	89	18	104	16	76	24
Unlawful Entry	422	74	206	18	145	2	104	6	96	0	43	7
Arson	5	0	2	0	1	0	0	1	0	0	0	0
Other Property Damage	251	40	112	10	98	12	87	3	62	8	47	5
Unlawful Use of Motor Vehicle ~	137	17	50	7	52	2	33	6	22	0	10	3
Other Theft (excl. Unlawful Entry)	269	116	127	35	98	28	77	30	74	22	35	9
Fraud	1	4	7	8	10	3	3	6	7	6	7	0
Handling Stolen Goods	35	11	30	8	27	6	26	2	15	10	10	5
Offences Against Property	1120	262	534	86	431	53	330	54	276	46	152	29
Northern Region												
Homicide (Murder)	0	0	0	0	0	0	0	0	0	0	0	0
Other Homicide	0	0	0	0	0	0	1	0	1	0	0	0
Assault	44	27	23	19	42	13	68	17	48	19	40	13
Sexual Offences	22	2	6	1	12	1	5	1	5	0	5	0
Robbery	5	0	6	1	10	1	4	0	3	0	2	0
Other Offences Against the Person ^	4	0	2	0	2	3	4	2	9	4	6	3
Offences Against the Person	75	29	37	21	66	18	82	20	66	23	53	16
Unlawful Entry	407	101	103	26	129	26	166	15	136	3	71	5
Arson	10	0	3	0	2	1	3	0	0	0	3	0
Other Property Damage	170	42	56	9	51	10	93	14	37	11	38	8
Unlawful Use of Motor Vehicle ~	120	18	53	9	46	9	62	6	23	2	17	2
Other Theft (excl. Unlawful Entry)	332	158	90	44	63	58	98	37	60	11	57	7
Fraud	5	1	10	9	4	12	4	8	11	3	11	3
Handling Stolen Goods	47	5	28	8	20	4	19	4	11	3	12	1
Offences Against Property	1091	325	343	105	315	120	445	84	278	33	209	26
Central Region												
Homicide (Murder)	0	0	0	0	0	0	0	0	0	0	0	0
Other Homicide	0	0	0	0	0	0	0	0	0	0	0	0
Assault	79	28	40	20	47	13	44	15	38	7	40	8
Sexual Offences	13	7	10	0	7	4	25	2	6	1	12	0
Robbery	4	2	3	1	3	0	4	0	4	2	5	1
Other Offences Against the Person ^	3	0	5	0	4	0	4	1	3	0	5	0
Offences Against the Person	99	37	58	21	61	17	77	18	51	10	62	9
Unlawful Entry	440	30	193	25	108	17	104	10	54	5	42	5
Arson	3	0	4	0	4	0	10	0	2	0	2	0
Other Property Damage	282	37	104	40	95	14	110	5	75	6	50	10
Unlawful Use of Motor Vehicle ~	127	10	63	12	52	9	45	4	19	2	18	0
Other Theft (excl. Unlawful Entry)	507	120	243	62	174	34	139	49	104	30	51	17
Fraud	7	3	4	4	21	10	11	11	13	8	9	4
Handling Stolen Goods	43	10	26	5	18	6	32	11	27	2	14	2
Offences Against Property	1409	210	637	148	472	90	451	90	294	53	186	38
North Coast Region												
Homicide (Murder)	0	0	0	0	0	0	0	0	1	0	2	0
Other Homicide	0	0	1	0	0	0	0	0	0	0	0	0
Assault	125	55	102	35	67	21	68	28	60	19	66	22
Sexual Offences	37	7	21	3	20	0	17	0	12	0	9	0
Robbery	9	5	14	1	13	2	11	4	11	2	7	0
Other Offences Against the Person ^	15	2	7	1	8	1	6	3	5	1	7	1
Offences Against the Person	186	69	145	40	108	24	102	35	89	22	91	23
Unlawful Entry	450	59	342	28	324	15	246	10	149	9	65	24
Arson	12	1	4	0	6	1	2	0	2	0	2	0
Other Property Damage	350	64	191	18	171	24	232	22	132	14	115	15
Unlawful Use of Motor Vehicle ~	60	7	89	3	76	3	44	3	39	2	33	6
Other Theft (excl. Unlawful Entry)	489	347	347	197	302	131	255	112	182	76	129	42
Fraud	12	1	12	6	14	22	21	18	55	21	22	32
Handling Stolen Goods	30	15	28	10	39	10	41	15	41	6	19	9
Offences Against Property	1403	494	1013	262	932	206	841	180	600	128	385	128

* Only those offenders whose age and sex were identified are included.

^ All Other Offences Against the Person includes the offence sub-divisions of Kidnapping, Abduction and Deprivation of Liberty, Extortion, Stalking and Life Endangering Acts.

~ This category includes attempted offences.

Offenders

Regions by Age and Sex - 2007/08*

Offence	20 - 24		25 - 29		30 - 39		40 - 49		50 - 59		60 & over	
	Male	Female	Male	Female	Male	Female	Male	Female	Male	Female	Male	Female
Far Northern Region												
Homicide (Murder)	0	0	1	0	1	0	0	0	0	1	1	0
Other Homicide	0	0	0	0	1	1	1	0	0	0	0	0
Assault	240	72	229	70	339	128	182	59	52	16	15	3
Sexual Offences	53	1	22	1	59	2	57	0	47	1	35	0
Robbery	7	0	13	0	3	0	2	0	2	0	0	0
Other Offences Against the Person ^	25	8	20	11	40	18	28	11	2	3	3	1
Offences Against the Person	325	81	285	82	443	149	270	70	103	21	54	4
Unlawful Entry	145	14	101	13	124	5	16	2	4	1	0	1
Arson	5	0	1	1	5	0	2	4	0	0	0	0
Other Property Damage	158	30	94	21	122	41	54	10	5	3	2	0
Unlawful Use of Motor Vehicle ~	51	6	28	2	17	5	2	1	0	0	1	0
Other Theft (excl. Unlawful Entry)	124	41	102	38	117	44	31	22	11	14	12	3
Fraud	35	31	19	35	60	29	76	21	4	6	2	1
Handling Stolen Goods	36	19	31	9	34	6	16	9	10	3	2	1
Offences Against Property	554	141	376	119	479	130	197	69	34	27	19	6
Northern Region												
Homicide (Murder)	0	0	4	0	3	0	0	0	0	0	1	0
Other Homicide	1	1	0	1	0	0	2	0	0	0	0	0
Assault	226	57	136	42	232	91	104	39	27	11	17	1
Sexual Offences	18	0	9	0	42	1	23	0	23	0	9	0
Robbery	7	0	3	0	7	1	0	0	1	0	0	0
Other Offences Against the Person ^	13	14	11	12	27	33	15	10	3	0	7	0
Offences Against the Person	265	72	163	55	311	126	144	49	54	11	34	1
Unlawful Entry	128	25	76	10	66	10	18	1	3	0	0	0
Arson	1	0	0	0	5	1	0	0	1	0	0	0
Other Property Damage	138	33	88	14	87	23	30	10	12	8	3	2
Unlawful Use of Motor Vehicle ~	67	5	23	4	10	1	4	1	2	0	0	0
Other Theft (excl. Unlawful Entry)	148	49	85	41	89	35	48	25	14	12	5	3
Fraud	33	38	27	12	83	47	28	39	7	5	1	0
Handling Stolen Goods	26	11	11	9	24	5	14	8	0	2	1	0
Offences Against Property	541	161	310	90	364	122	142	84	39	27	10	5
Central Region												
Homicide (Murder)	0	0	0	0	1	0	0	0	0	0	0	0
Other Homicide	0	0	2	0	0	0	0	0	0	0	0	0
Assault	193	44	142	32	178	69	107	40	34	5	14	2
Sexual Offences	24	0	18	0	42	0	49	0	19	0	14	0
Robbery	6	2	5	1	4	2	1	0	0	0	0	0
Other Offences Against the Person ^	13	4	22	2	21	3	22	2	5	0	3	0
Offences Against the Person	236	50	189	35	246	74	179	42	58	5	31	2
Unlawful Entry	151	13	86	3	48	5	24	2	0	0	0	0
Arson	4	0	2	0	6	0	2	0	3	0	0	0
Other Property Damage	166	25	94	17	98	19	44	10	14	4	2	0
Unlawful Use of Motor Vehicle ~	38	0	22	2	16	0	9	1	1	0	0	0
Other Theft (excl. Unlawful Entry)	204	69	129	47	113	56	69	29	15	10	12	5
Fraud	57	33	40	26	70	68	75	22	9	4	3	0
Handling Stolen Goods	44	7	24	10	28	12	13	6	2	4	0	0
Offences Against Property	664	147	397	105	379	160	236	70	44	22	17	5
North Coast Region												
Homicide (Murder)	4	1	2	0	4	0	2	0	0	0	0	0
Other Homicide	3	1	0	0	1	3	4	0	0	0	1	1
Assault	221	45	175	41	319	93	157	52	61	5	30	1
Sexual Offences	32	3	44	5	99	8	72	1	44	0	50	0
Robbery	22	1	21	4	12	0	4	0	1	0	0	0
Other Offences Against the Person ^	27	2	22	8	31	18	43	10	17	2	11	0
Offences Against the Person	309	53	264	58	466	122	282	63	123	7	92	2
Unlawful Entry	311	43	220	17	299	26	78	10	8	1	3	1
Arson	3	0	3	0	4	0	4	0	4	3	1	0
Other Property Damage	297	29	144	24	165	42	82	17	22	3	5	3
Unlawful Use of Motor Vehicle ~	75	9	55	8	60	5	5	3	2	1	2	1
Other Theft (excl. Unlawful Entry)	375	151	209	103	336	171	141	97	35	55	42	39
Fraud	168	77	125	73	205	88	72	38	22	15	8	0
Handling Stolen Goods	101	20	75	18	93	34	45	9	8	4	2	0
Offences Against Property	1330	329	831	243	1162	366	427	174	101	82	63	44

* Only those offenders whose age and sex were identified are included.

^ All Other Offences Against the Person includes the offence sub-divisions of Kidnapping, Abduction and Deprivation of Liberty, Extortion, Stalking and Life Endangering Acts.

~ This category includes attempted offences.

Offenders

Regions by Age and Sex - 2007/08*

Offence	10 - 14		15		16		17		18		19	
	Male	Female	Male	Female	Male	Female	Male	Female	Male	Female	Male	Female
Southern Region												
Homicide (Murder)	0	0	0	0	1	0	0	0	0	0	2	0
Other Homicide	0	0	0	0	0	0	0	1	1	1	1	0
Assault	111	46	52	27	46	35	54	12	72	15	57	18
Sexual Offences	30	2	8	1	4	4	16	1	8	1	2	1
Robbery	8	5	7	2	19	0	9	0	10	0	4	4
Other Offences Against the Person ^	8	2	5	0	10	2	16	1	14	1	9	1
Offences Against the Person	157	55	72	30	80	41	95	15	105	18	75	24
Unlawful Entry	163	16	147	4	135	16	143	6	79	7	90	8
Arson	5	1	0	0	1	1	5	3	8	1	4	0
Other Property Damage	233	58	175	16	129	17	159	34	83	10	93	9
Unlawful Use of Motor Vehicle ~	32	8	31	1	71	4	97	1	26	0	31	3
Other Theft (excl. Unlawful Entry)	271	142	158	85	199	60	143	51	92	42	85	43
Fraud	4	40	9	10	6	3	20	8	46	5	25	11
Handling Stolen Goods	28	15	19	6	11	4	21	5	26	2	22	9
Offences Against Property	736	280	539	122	552	105	588	108	360	67	350	83
South Eastern Region												
Homicide (Murder)	0	0	1	0	1	0	0	0	0	0	0	0
Other Homicide	0	0	0	0	1	0	0	0	0	0	1	0
Assault	66	50	51	37	70	25	66	10	64	21	57	16
Sexual Offences	33	3	11	1	17	2	7	0	15	1	14	0
Robbery	15	4	17	0	24	4	18	4	25	0	11	0
Other Offences Against the Person ^	14	5	9	0	6	0	7	0	5	1	4	5
Offences Against the Person	128	62	89	38	119	31	98	14	109	23	87	21
Unlawful Entry	183	24	118	10	76	10	172	5	131	12	101	4
Arson	9	0	1	0	2	0	1	1	1	0	2	0
Other Property Damage	214	45	171	32	134	25	146	16	141	10	96	3
Unlawful Use of Motor Vehicle ~	44	31	70	14	47	19	72	16	52	7	67	5
Other Theft (excl. Unlawful Entry)	280	434	173	253	163	150	221	128	155	94	137	47
Fraud	1	3	1	11	14	19	56	31	29	34	45	11
Handling Stolen Goods	23	9	21	8	38	7	35	10	38	8	35	8
Offences Against Property	754	546	555	328	474	230	703	207	547	165	483	78
Metropolitan North Region												
Homicide (Murder)	0	0	0	0	0	0	0	0	0	0	0	0
Other Homicide	0	0	0	0	0	0	0	0	0	0	1	0
Assault	53	27	37	14	40	15	60	9	61	9	58	15
Sexual Offences	15	0	2	1	5	0	3	0	5	0	15	0
Robbery	5	8	8	2	28	5	26	0	23	1	12	0
Other Offences Against the Person ^	13	3	4	1	8	1	11	1	8	0	1	0
Offences Against the Person	86	38	51	18	81	21	100	10	97	10	87	15
Unlawful Entry	128	14	98	11	93	17	163	30	201	12	144	4
Arson	2	2	2	1	4	0	0	0	1	0	1	0
Other Property Damage	256	35	274	16	353	14	412	22	129	6	216	4
Unlawful Use of Motor Vehicle ~	14	6	20	3	14	7	58	6	14	5	17	5
Other Theft (excl. Unlawful Entry)	276	492	170	255	145	170	203	140	241	52	131	70
Fraud	1	3	10	5	15	9	28	19	39	23	59	14
Handling Stolen Goods	26	23	19	12	14	10	36	18	31	8	31	13
Offences Against Property	703	575	593	303	638	227	900	235	656	106	599	110
Metropolitan South Region												
Homicide (Murder)	0	0	0	0	0	0	0	0	0	0	0	0
Other Homicide	0	0	0	0	0	0	0	0	0	0	0	0
Assault	55	36	40	11	46	25	52	13	44	9	36	10
Sexual Offences	28	2	11	1	2	0	2	2	2	0	6	0
Robbery	10	6	24	7	20	3	14	4	10	3	13	0
Other Offences Against the Person ^	10	3	8	1	8	2	8	3	9	3	4	1
Offences Against the Person	103	47	83	20	76	30	76	22	65	15	59	11
Unlawful Entry	66	27	57	13	68	14	115	11	67	11	67	1
Arson	4	2	1	1	3	1	3	0	10	0	7	0
Other Property Damage	137	43	88	11	118	14	117	6	85	3	46	4
Unlawful Use of Motor Vehicle ~	53	18	38	7	57	6	66	12	40	11	38	8
Other Theft (excl. Unlawful Entry)	123	173	87	56	152	65	126	49	135	43	103	38
Fraud	2	1	3	3	11	18	21	9	23	19	31	9
Handling Stolen Goods	13	4	14	4	23	8	18	13	22	12	15	5
Offences Against Property	398	268	288	95	432	126	466	100	382	99	307	65

* Only those offenders whose age and sex were identified are included.

^ All Other Offences Against the Person includes the offence sub-divisions Kidnapping, Abduction and Deprivation of Liberty, Extortion, Stalking and Life Endangering Acts.

~ This category includes attempted offences.

Offenders

Regions by Age and Sex - 2007/08*

Offence	20 - 24		25 - 29		30 - 39		40 - 49		50 - 59		60 & over	
	Male	Female	Male	Female	Male	Female	Male	Female	Male	Female	Male	Female
Southern Region												
Homicide (Murder)	1	0	0	0	0	0	1	1	1	0	0	0
Other Homicide	1	0	1	0	2	0	2	0	0	0	1	0
Assault	190	66	156	39	210	70	103	42	38	7	7	3
Sexual Offences	16	0	25	0	63	0	66	1	40	0	30	0
Robbery	23	3	9	0	8	6	0	0	2	0	0	0
Other Offences Against the Person ^	28	7	32	6	46	13	31	4	11	4	5	1
Offences Against the Person	259	76	223	45	329	89	203	48	92	11	43	4
Unlawful Entry	241	18	139	53	120	20	16	5	4	1	0	0
Arson	7	0	5	1	4	0	0	0	0	0	0	0
Other Property Damage	192	35	120	9	95	16	40	9	11	2	8	0
Unlawful Use of Motor Vehicle ~	62	5	40	9	29	4	5	1	1	0	0	0
Other Theft (excl. Unlawful Entry)	217	137	155	86	216	124	74	83	17	69	8	5
Fraud	116	158	106	109	120	70	60	63	12	15	1	0
Handling Stolen Goods	50	36	26	26	56	15	22	10	8	3	1	0
Offences Against Property	885	389	591	293	640	249	217	171	53	90	18	5
South Eastern Region												
Homicide (Murder)	2	0	1	0	4	0	2	0	0	0	1	0
Other Homicide	4	0	2	1	5	1	4	0	3	0	2	0
Assault	238	68	188	31	258	60	128	36	38	12	9	3
Sexual Offences	26	0	20	0	57	0	86	1	51	1	28	0
Robbery	33	3	26	9	25	3	4	0	4	0	0	0
Other Offences Against the Person ^	49	6	32	3	64	15	37	2	6	1	3	0
Offences Against the Person	352	77	269	44	413	79	261	39	102	14	43	3
Unlawful Entry	376	72	297	18	365	37	60	8	7	3	0	0
Arson	6	1	0	0	1	1	2	2	0	0	3	0
Other Property Damage	229	35	135	20	154	29	64	12	19	6	5	3
Unlawful Use of Motor Vehicle ~	157	39	110	12	95	19	23	7	3	0	0	1
Other Theft (excl. Unlawful Entry)	393	214	309	157	458	214	155	100	46	53	44	19
Fraud	159	93	226	56	291	107	140	45	30	24	5	3
Handling Stolen Goods	116	37	102	24	190	58	59	20	13	1	1	5
Offences Against Property	1436	491	1179	287	1554	465	503	194	118	87	58	31
Metropolitan North Region												
Homicide (Murder)	0	0	1	0	0	0	0	0	1	0	0	0
Other Homicide	4	0	1	0	3	0	0	0	1	0	0	0
Assault	285	66	221	32	239	78	109	35	31	15	24	2
Sexual Offences	28	1	16	0	50	1	48	5	13	1	27	0
Robbery	32	0	20	3	31	3	8	0	0	0	0	0
Other Offences Against the Person ^	23	2	29	7	43	13	31	5	6	0	7	0
Offences Against the Person	372	69	288	42	366	95	196	45	52	16	58	2
Unlawful Entry	312	18	345	47	569	63	105	6	3	3	0	1
Arson	2	0	3	0	9	0	4	2	0	0	0	0
Other Property Damage	323	22	142	20	167	13	55	16	14	4	4	1
Unlawful Use of Motor Vehicle ~	99	8	75	15	89	8	17	6	6	0	1	0
Other Theft (excl. Unlawful Entry)	619	305	393	195	522	296	195	133	47	45	26	23
Fraud	209	117	255	47	292	140	96	53	24	31	5	2
Handling Stolen Goods	130	48	102	38	200	68	60	22	13	5	3	0
Offences Against Property	1694	518	1315	362	1848	588	532	238	107	88	39	27
Metropolitan South Region												
Homicide (Murder)	1	1	4	0	0	1	0	0	0	0	0	0
Other Homicide	2	0	0	0	2	1	3	0	1	0	0	0
Assault	138	33	138	34	183	56	101	31	53	14	11	1
Sexual Offences	18	1	24	1	53	0	60	1	35	3	26	0
Robbery	34	9	33	8	29	3	6	1	0	0	0	0
Other Offences Against the Person ^	31	4	23	4	47	11	29	5	13	3	5	0
Offences Against the Person	224	48	222	47	314	72	199	38	102	20	42	1
Unlawful Entry	290	36	413	68	371	48	40	10	12	0	0	0
Arson	5	2	3	0	3	2	2	2	1	1	1	0
Other Property Damage	192	22	115	25	147	23	37	16	12	3	5	0
Unlawful Use of Motor Vehicle ~	107	7	76	11	96	20	10	6	2	0	1	0
Other Theft (excl. Unlawful Entry)	389	200	325	121	369	158	119	92	29	34	33	23
Fraud	169	59	237	52	201	103	120	39	13	18	28	0
Handling Stolen Goods	119	42	102	56	145	50	51	19	16	5	4	0
Offences Against Property	1271	368	1271	333	1332	404	379	184	85	61	72	23

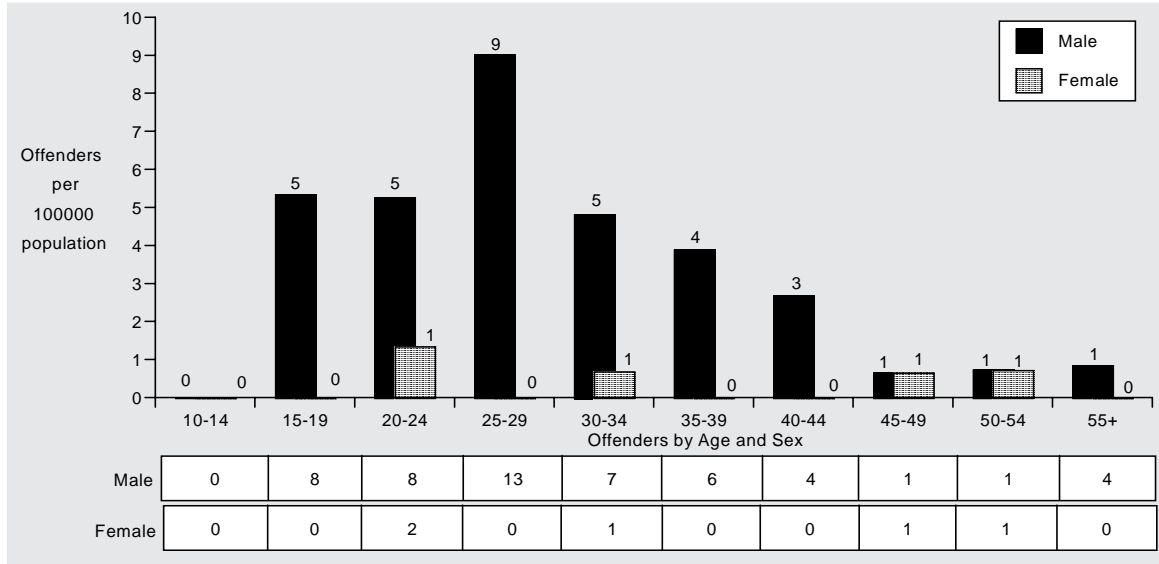
* Only those offenders whose age and sex were identified are included.

^ All Other Offences Against the Person includes the offence sub-divisions of Kidnapping, Abduction and Deprivation of Liberty, Extortion, Stalking and Life Endangering Acts.

~ This category includes attempted offences.

Offenders

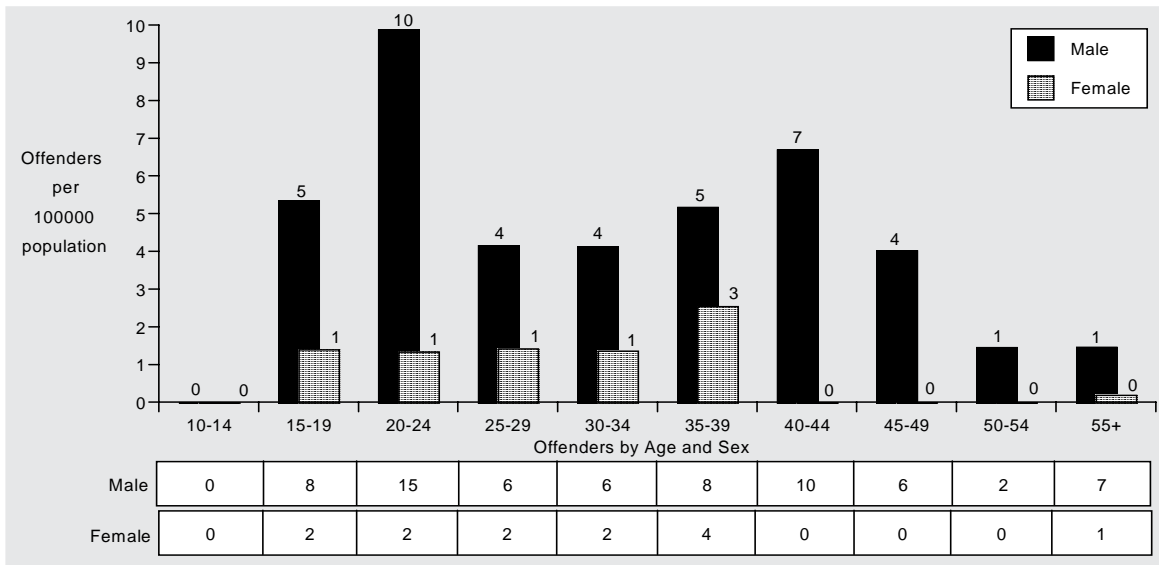
Homicide (Murder) - 2007/08*



For most age groups, males were more likely than females to commit Homicide (Murder) with males aged fifteen to thirty-four years representing 63% of all

offenders. Of those proceeded against for Homicide, 91% were male. Of the total 57 offenders responsible for Homicide (Murder) offences, only five were female.

Other Homicide - 2007/08*



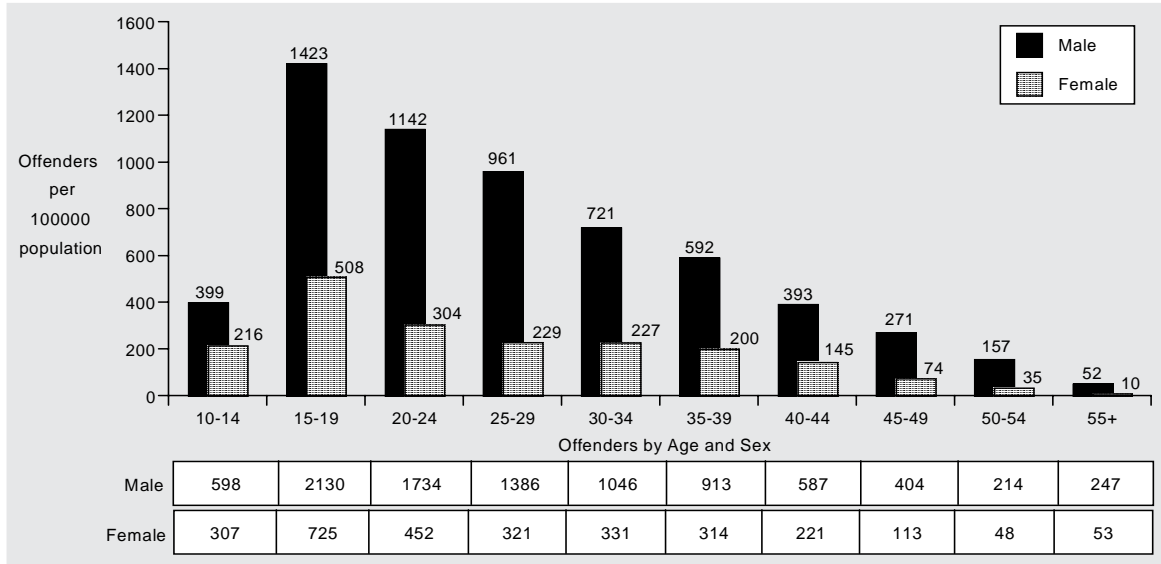
Males aged twenty to twenty-four years were most likely to commit Other Homicide offences. At every age, males committed more offences than females. In total, only 16% of those proceeded against for Other

Homicide offences were female. Males aged fifteen to forty-four accounted for 65% of all offenders in this offence type.

* Only those offenders whose age and sex were identified are included.

Offenders

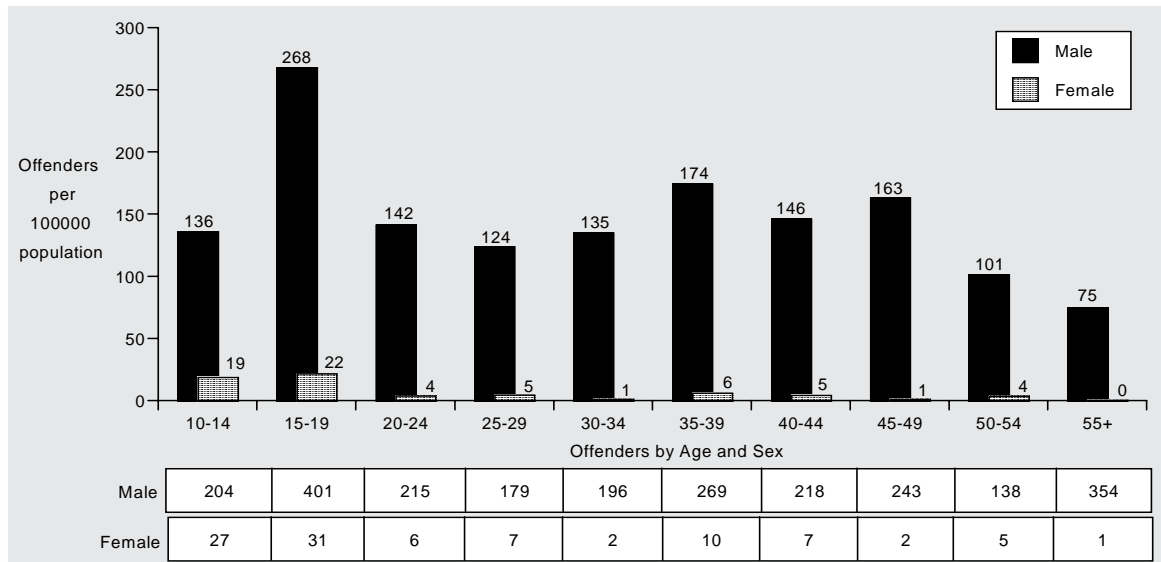
Assault - 2007/08*



As with most offence types, the likelihood of committing Assault offences decreases with increasing age for both males and females. Approximately 76% of offenders were male. In fact, 59% of offenders were

male aged fifteen to thirty-nine years. Both males and females in the fifteen to nineteen year age cohort were most likely to offend.

Sexual Offences - 2007/08*



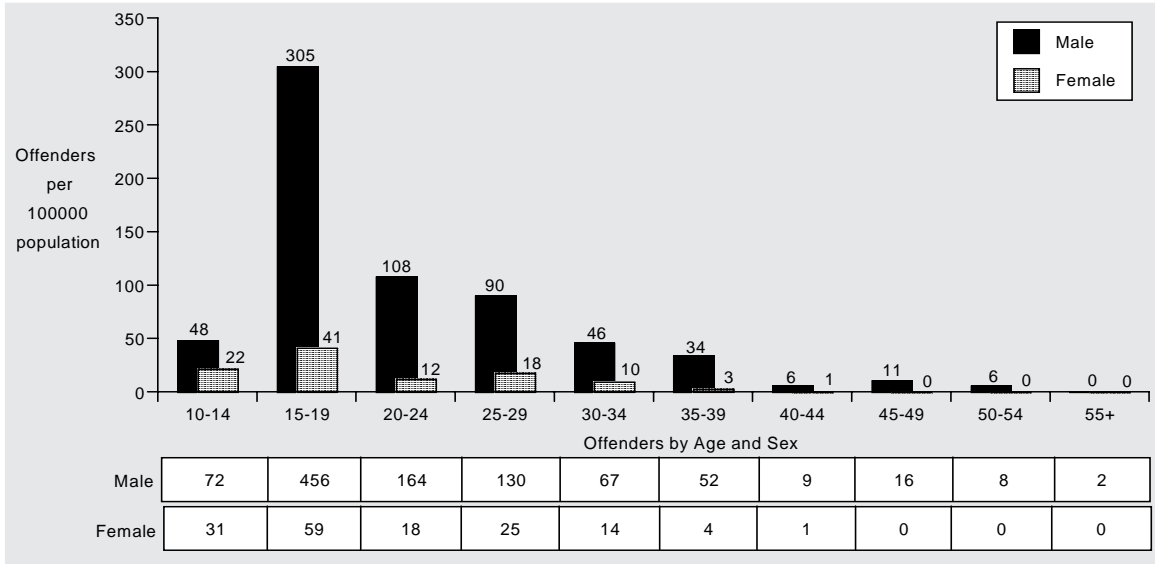
Sexual Offences are unique in that the likelihood of offending does not decrease with increasing age. In addition, most offenders, 96%, were male. During the

2007/08 financial year, there were 98 female offenders for Sexual Offences across the State compared to 2417 males.

* Only those offenders whose age and sex were identified are included.

Offenders

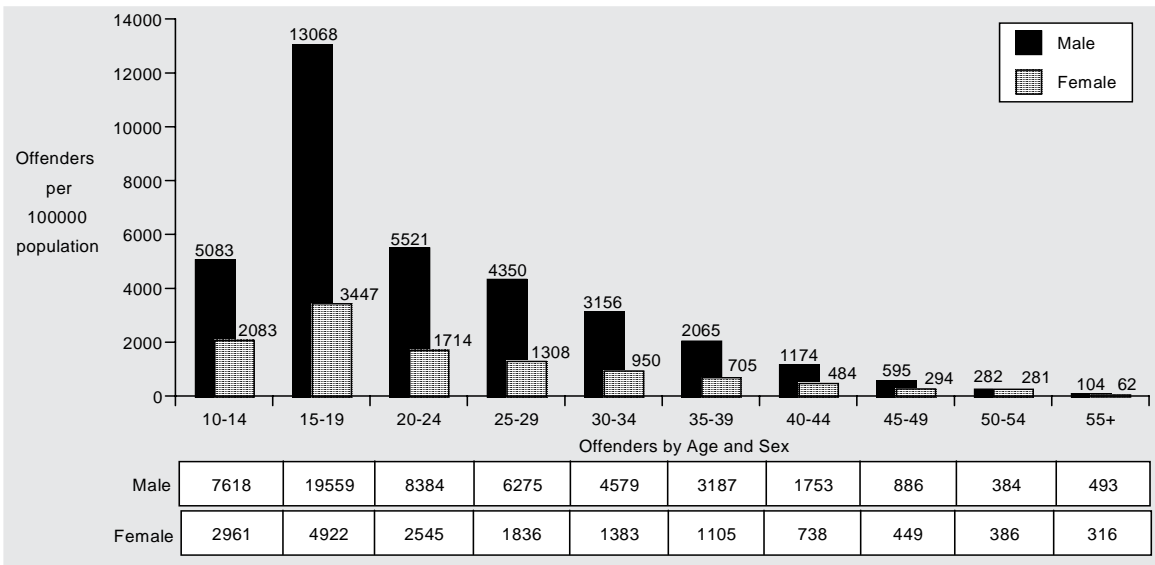
Robbery - 2007/08*



Approximately 87% of offenders were male. Males and females in the fifteen to nineteen year age group were more likely to offend. In fact, males aged fifteen to nineteen years comprised 40% of all offenders. In the

current period, there were no female offenders aged greater than forty-four years. Just over 3% of offenders were aged forty years or more and all but one of these were male.

Offences Against Property - 2007/08*



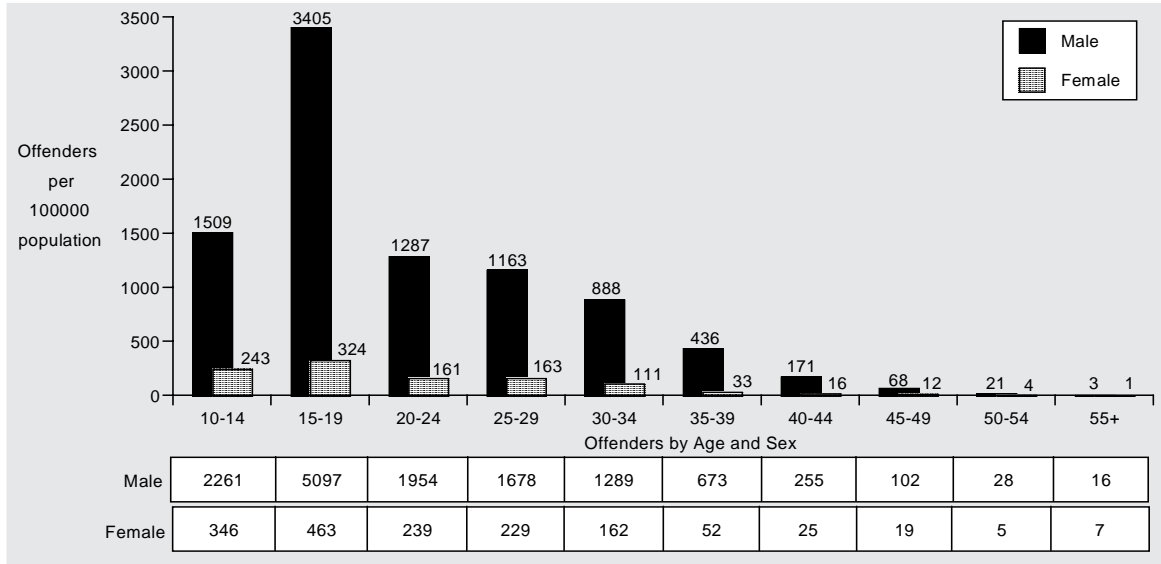
Males aged fifteen to nineteen years were four times more likely to commit Offences Against Property than females in the same age group. In total, only 24% of offenders were female. At every age, males were more

likely than females to offend for Offences Against Property, and the likelihood of offending decreased with increasing age.

* Only those offenders whose age and sex were identified are included.

Offenders

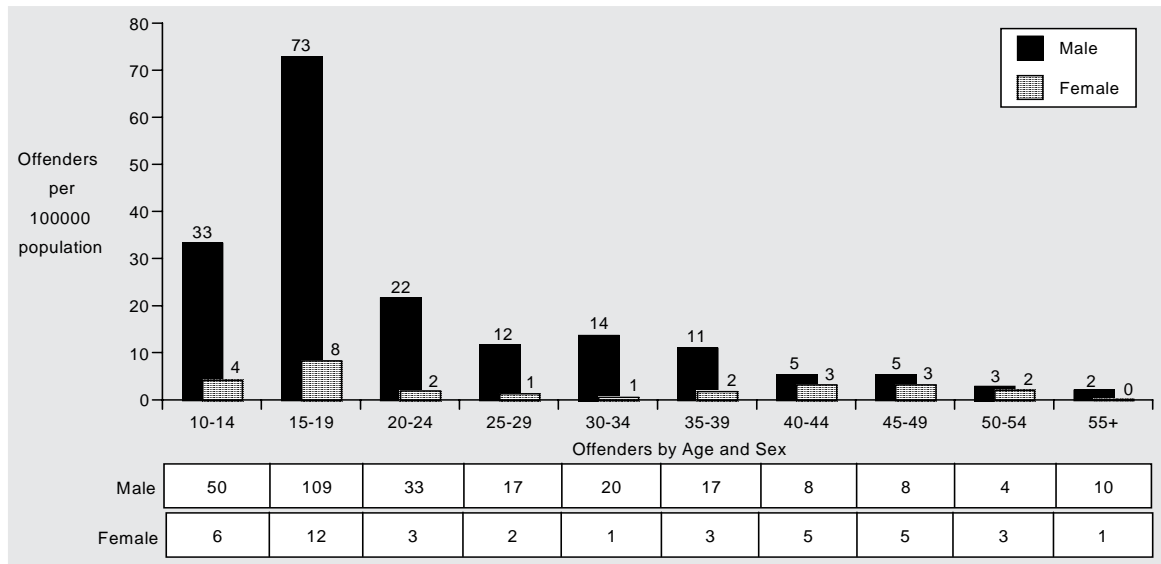
Unlawful Entry - 2007/08*



As with most offence types, a large proportion of Unlawful Entry offenders were male aged fifteen to nineteen years (in fact, 90% of all offenders were male). Very few offences were committed by persons in older

age groups (over thirty-nine years). Approximately 74% of offenders were male aged between ten and twenty-nine years inclusive.

Arson - 2007/08*



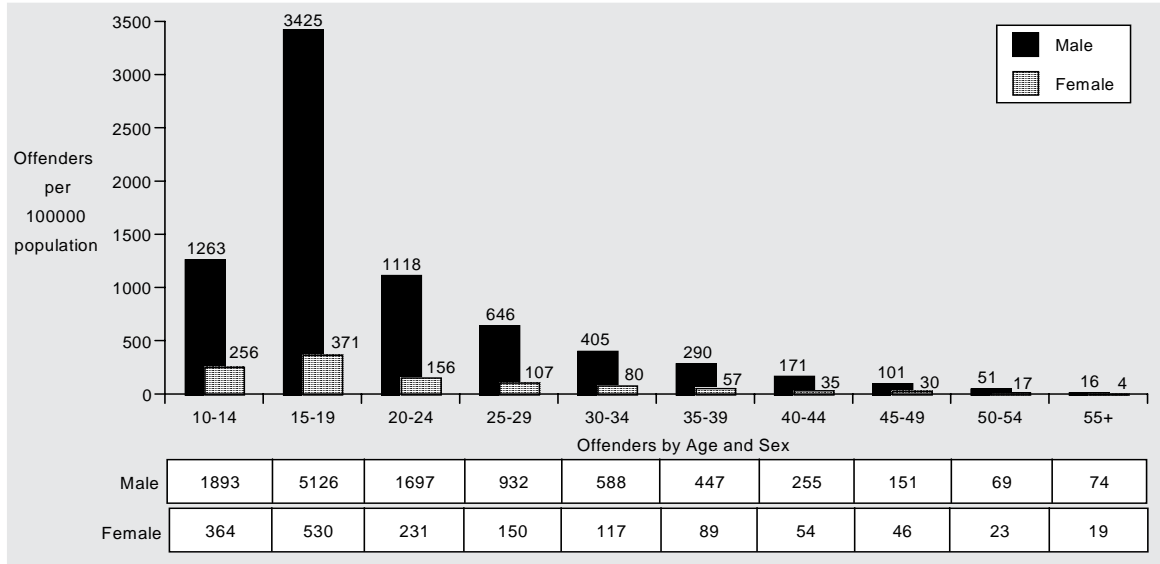
Approximately 61% of those proceeded against for Arson offences were male aged between ten and twenty-four years. While only 13% of offenders were female, the largest proportion of them were aged fifteen

to nineteen years. As with most Offences Against Property, very few offenders were recorded in older age groups (forty years and over - 14% were in this age range).

* Only those offenders whose age and sex were identified are included.

Offenders

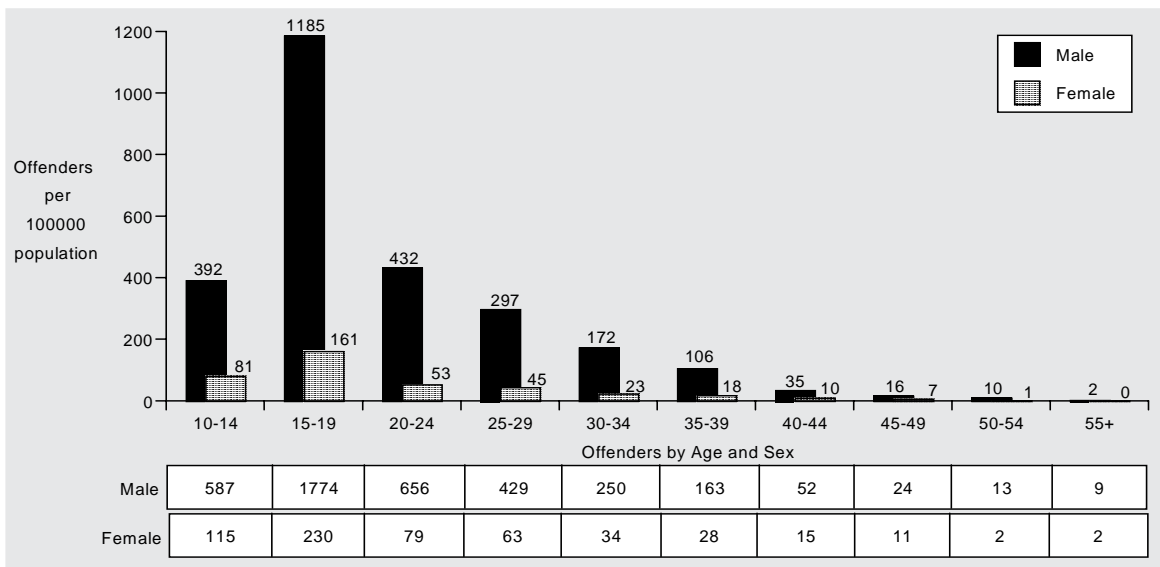
Other Property Damage - 2007/08*



As with most Offences Against Property, the largest proportion (40%) of Other Property Damage offenders were male aged between fifteen and nineteen years. At every age, males were more likely to offend than

females (87% of offenders were male). In addition, as with most Offences Against Property, there were very few offenders in the older age groups. In fact, 85% of offenders were aged under thirty years.

Unlawful Use of Motor Vehicle - 2007/08*



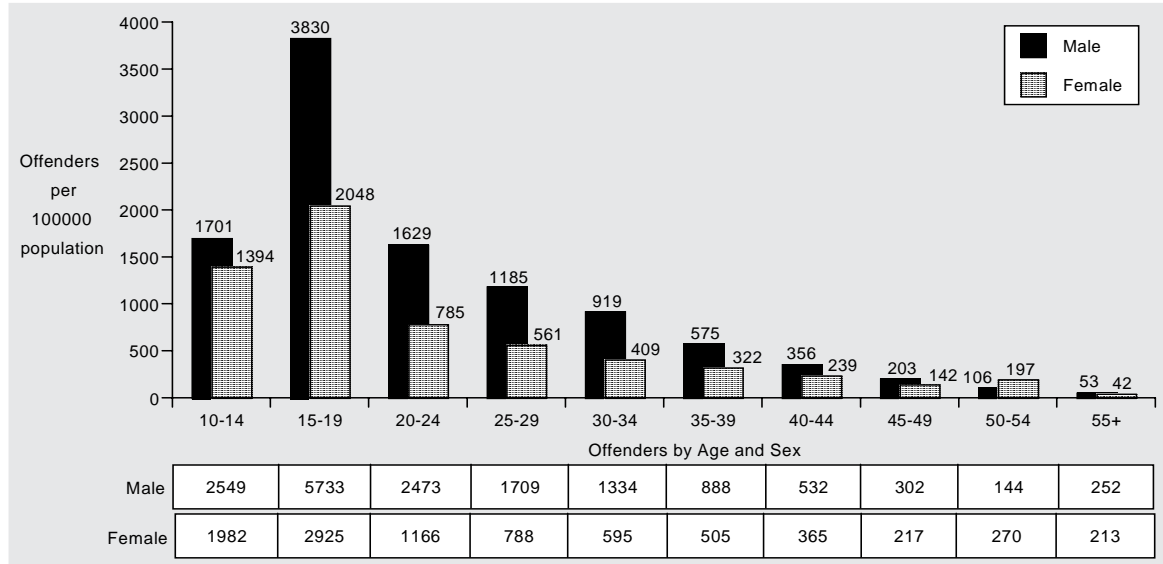
Approximately 39% of Unlawful Use of Motor Vehicle offenders were male aged fifteen to nineteen years. While only 13% of offenders were female, 40% of female offenders were aged fifteen to nineteen years.

There were very few offenders (only 3%) in the older age groups (forty years and over). Please note that attempted offences are included in this category.

* Only those offenders whose age and sex were identified are included.

Offenders

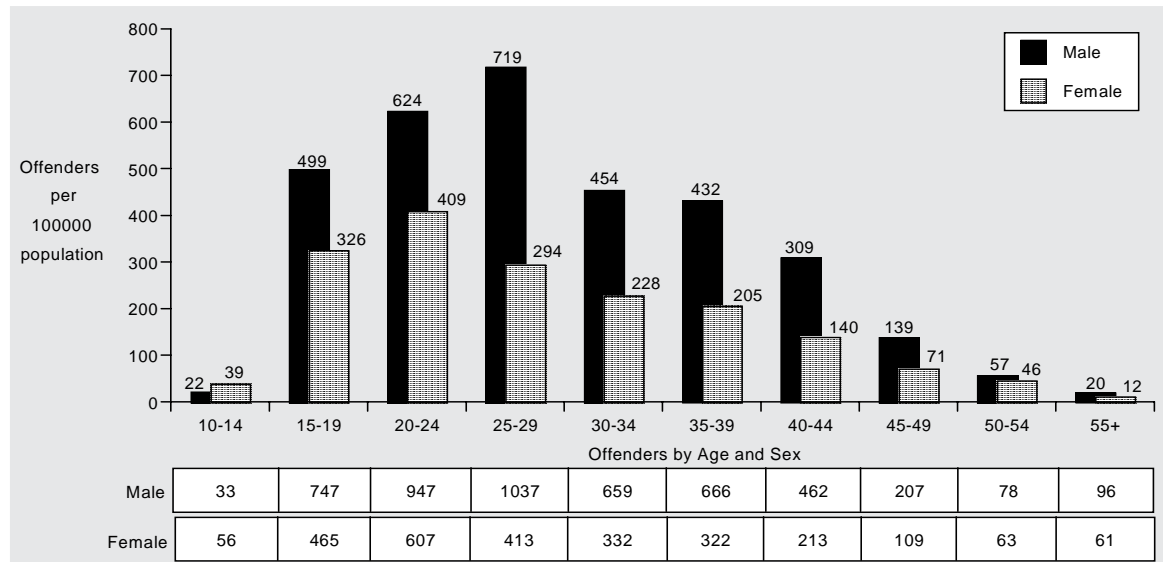
*Other Theft (excluding Unlawful Entry) - 2007/08**



The Other Theft (excluding Unlawful Entry) offence category is one of a small number of Offences Against Property committed by a substantial proportion of females. In 2007/08, 36% of offenders proceeded

against Other Theft (excluding Unlawful Entry) offences were female. Approximately 36% of male offenders were in the fifteen to nineteen year age cohort.

*Fraud - 2007/08**



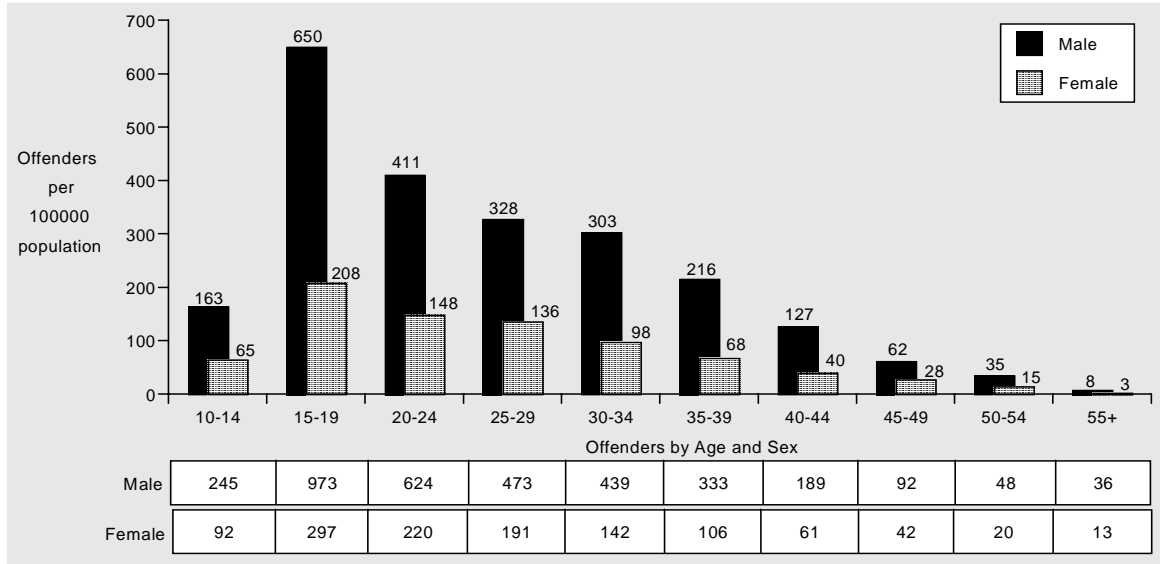
Fraud is another of the Offences Against Property for which a relatively high proportion of offenders are female. In 2007/08, 35% of those proceeded against

for Fraud were female. Males aged fifteen to thirty-four years were most likely to offend (in fact, 69% of all male offenders were in this demographic).

* Only those offenders whose age and sex were identified are included.

Offenders

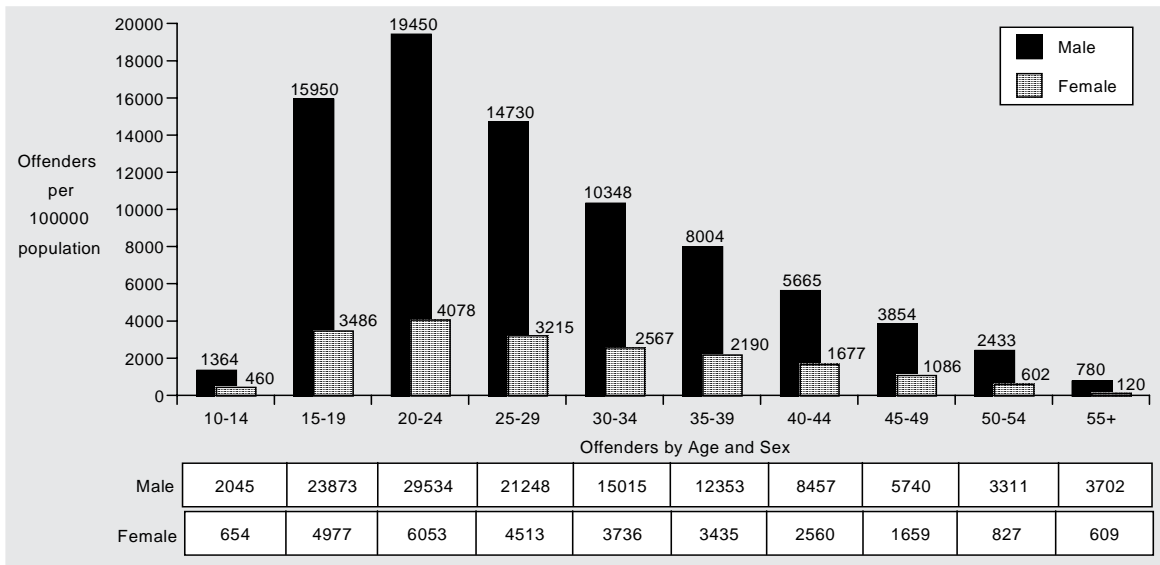
Handling Stolen Goods - 2007/08*



In all age groups, males were more likely than females to offend for Handling Stolen Goods offences (74% were male). For both males and females, those in the

fifteen to nineteen year age group were most likely to offend. As with most offence types, the risk of offending decreased significantly with increasing age.

Other Offences - 2007/08*



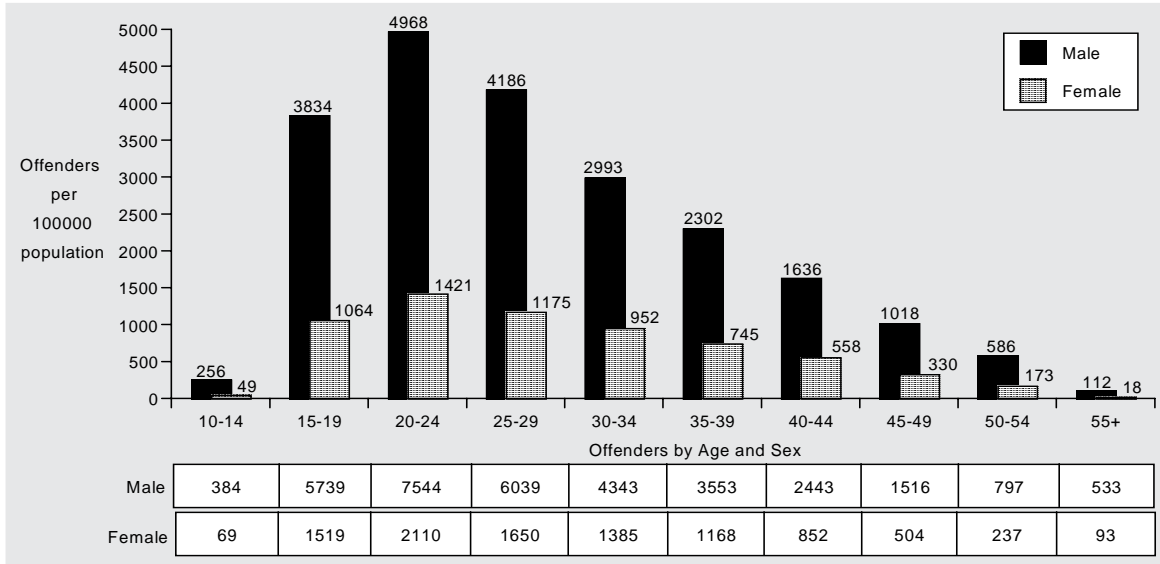
The majority (81%) of offenders for Other Offences were male, with males aged fifteen to twenty-nine years comprising 48% of offenders in 2007/08.

Approximately 60% of offenders were aged under thirty years. Of all female offenders, those aged twenty to twenty-four years were most likely to offend.

* Only those offenders whose age and sex were identified are included.

Offenders

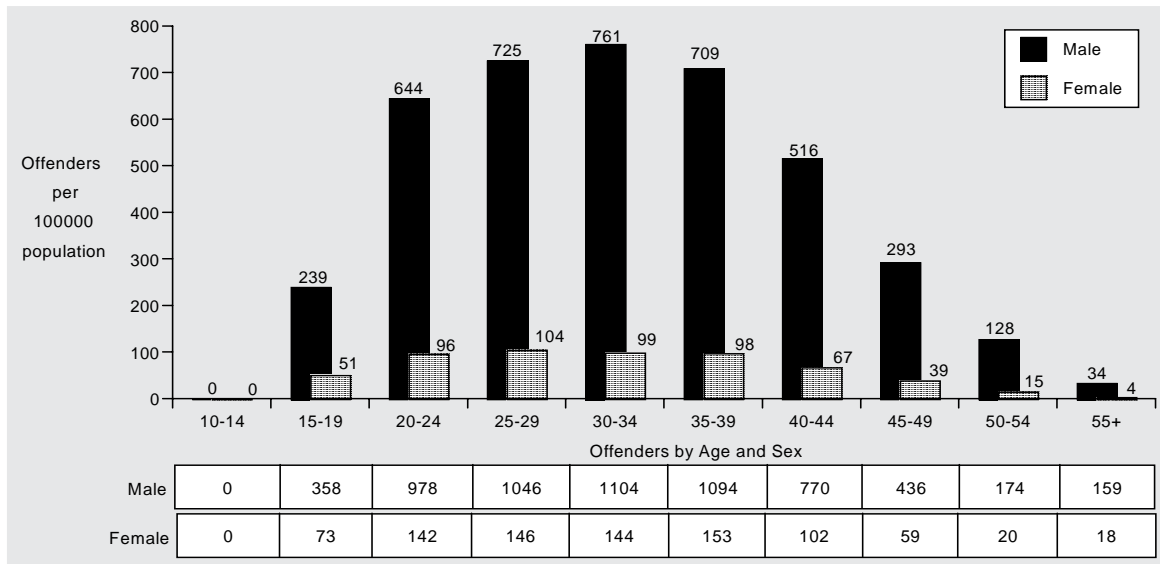
Drug Offences - 2007/08*



Approximately 77% of offenders for Drug Offences were male, with the majority aged between fifteen and twenty-nine years inclusive. Females in the fifteen to twenty-nine year age bracket were also more likely to

offend compared with those in other age groups. Unlike other offence categories, a sizeable proportion (16%) of offenders were aged over thirty-nine years.

Breach Domestic Violence Protection Order - 2007/08*



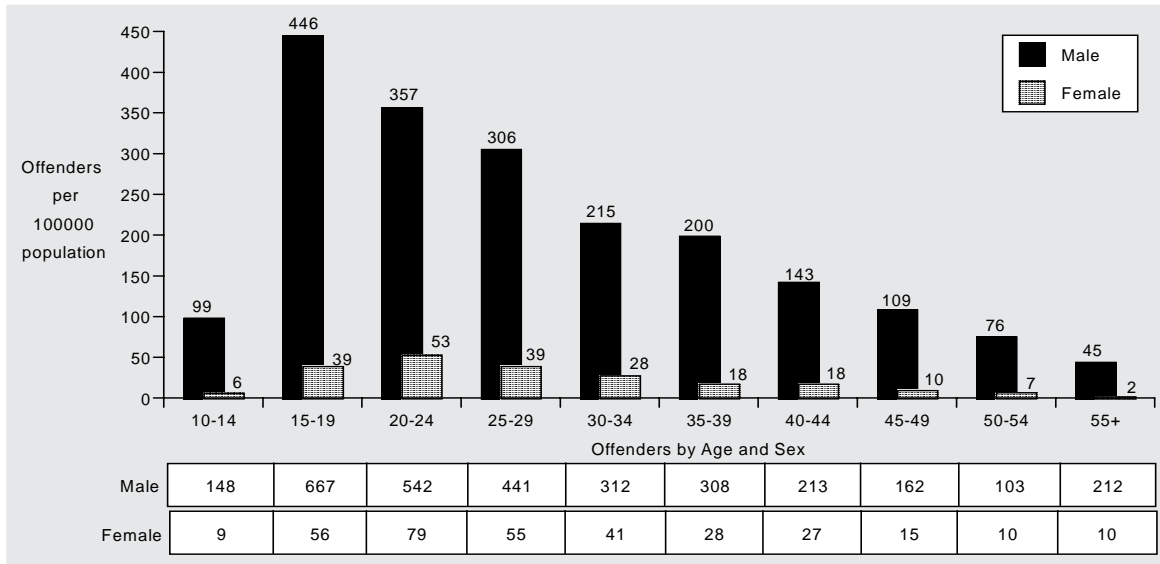
Approximately 88% of offenders for Breach of Domestic Violence Protection Orders were male and most were aged between twenty and thirty-nine years (69%).

Unlike other offence categories, a significant proportion of offenders (25%) were in the older age groups (forty years and over).

* Only those offenders whose age and sex were identified are included.

Offenders

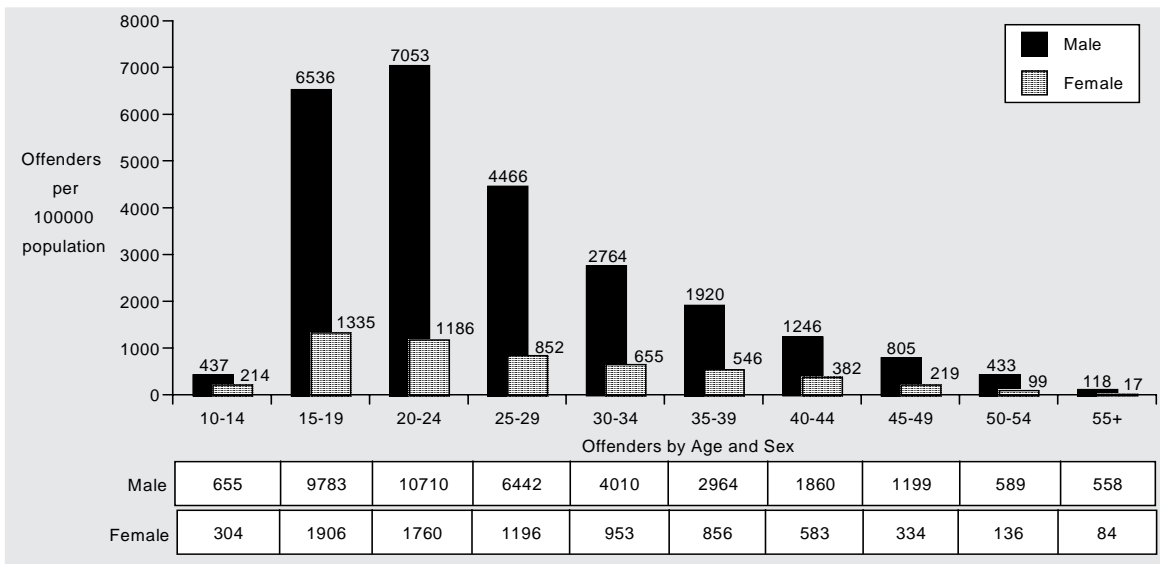
Weapons Act Offences - 2007/08*



Approximately 90% of those actioned against for Weapons Act Offences were male and most were aged fifteen to nineteen years, although a significant proportion were aged over thirty-nine years. For

females, those aged fifteen to twenty-nine years were most likely to offend. As is evidenced in the graph above, the risk of offending decreased significantly as age increased.

Good Order Offences - 2007/08*



Patterns of offending for Good Order Offences are typical of those displayed in most offence categories. The majority of offenders were male (83%) with males

in the fifteen to twenty-four age group most likely to offend (44% were in this demographic). As age increased, the likelihood of offending decreased.

* Only those offenders whose age and sex were identified are included.