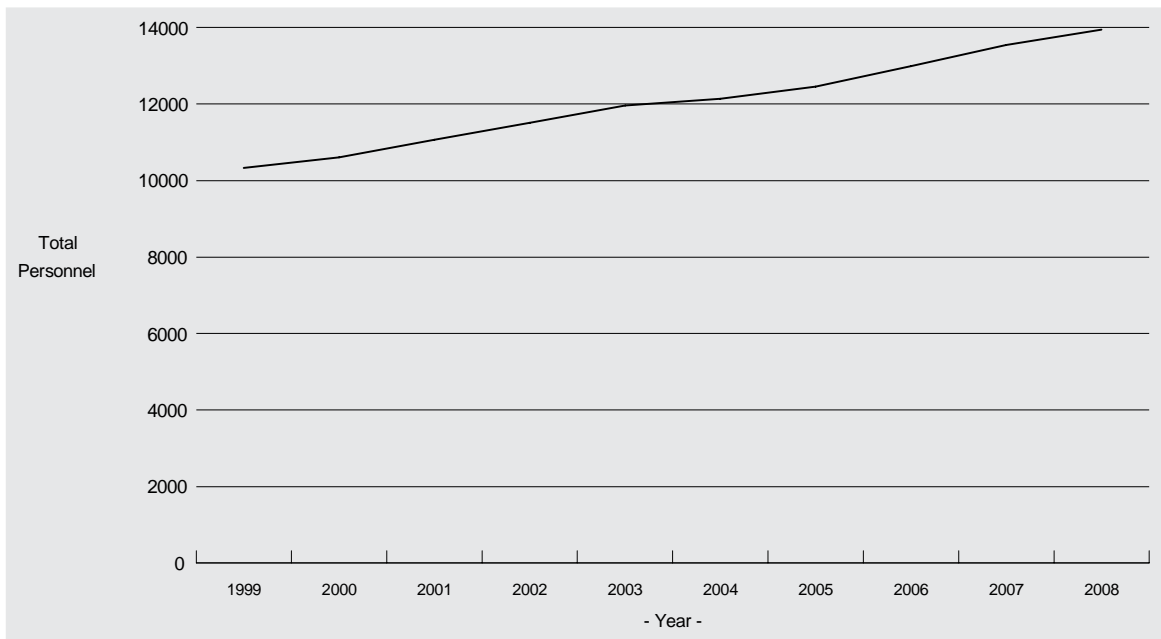


Personnel

This section provides statistics pertaining to personnel within the Queensland Police Service. All data contained in this section were provided by the Human Resource Management Branch, Queensland Police Service, unless otherwise noted.

Total Police Service Personnel - 30 June



Personnel

Personnel by Rank/Classification at 30 June

Rank/Classification	2007			2008		
	Male	Female	Persons	Male	Female	Persons
Police Officers and Recruits						
Executive Officers	17	2	19	13	2	15
Commissioner	1	0	1	1	0	1
Deputy Commissioner	1	0	1	1	1	2
Assistant Commissioner	15	2	17	11	1	12
Commissioned Officers	355	23	378	334	20	354
Chief Superintendent	16	0	16	11	1	12
Superintendent	46	3	49	46	3	49
Inspector	293	20	313	277	16	293
Non-Commissioned Officers	2578	381	2959	2612	417	3029
Senior Sergeant	636	55	691	676	67	743
Sergeant	1942	326	2268	1936	350	2286
Constables	4362	1900	6262	4441	1994	6435
Senior Constable	2176	813	2989	2360	935	3295
Constable	2186	1087	3273	2081	1059	3140
Total Police Officers	7312	2306	9618	7400	2433	9833
Recruits in Training	189	95	284	268	136	404
Total Police Personnel	7501	2401	9902	7668	2569	10237
Public Service Officers*						
Senior Executive Service/Senior Officer	22	5	27	22	7	29
Deputy Chief Executive	1	0	1	1	0	1
Director	7	0	7	5	2	7
Senior Officer	14	5	19	16	5	21
Other Officers	689	2142	2831	726	2174	2900
Administrative Officer	567	2036	2603	619	2074	2693
Technical Officer	50	21	71	48	20	68
Professional Officer	70	85	155	57	80	137
Operational Officer	2	0	2	2	0	2
Total Public Service Officers	711	2147	2858	748	2181	2929
General Employees						
Communications Room Operators	116	159	275	122	163	285
Police Liaison Officers	80	44	124	78	44	122
Assistant Watchhouse Officers	36	11	47	51	21	72
Queensland ATSI Police	9	3	12	5	2	7
Trainees - Justice Studies	0	0	0	2	3	5
Trainees - General	2	35	37	1	1	2
Pilots	8	0	8	9	0	9
General Wages Staff	105	105	210	117	101	218
Trade and Trade Related	56	0	56	44	0	44
Casual	4	15	19	4	14	18
Total Other Personnel	416	372	788	433	349	782
All Personnel						
Total All Personnel	8628	4920	13548	8849	5099	13948

* Includes temporary employees occupying Public Service positions.

Personnel

Separations by Rank/Classification - 2007/08

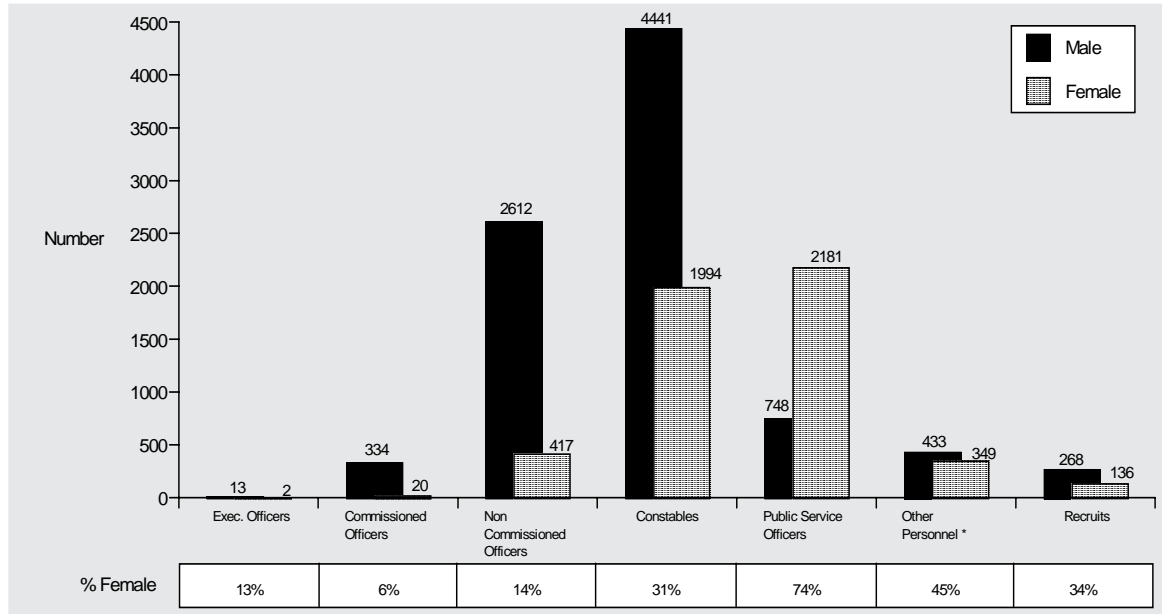
Rank/Classification	Retirements				Other Separations					Total
	- Age - 60 years and over	- Age - 55-59 years	VER [^]	Medical Grounds	Resignation	Death	Dismissal	Scheduled Completion	Transfer to other Govt Agencies	
Police Officers										
Executive Officers	4	0	0	0	1	0	0	2	n/a	7
Commissioner	0	0	0	0	0	0	0	0	n/a	0
Deputy Commissioner	1	0	0	0	0	0	0	0	n/a	1
Assistant Commissioner	3	0	0	0	1	0	0	2	n/a	6
Commissioned Officers	8	10	0	1	5	0	0	0	n/a	24
Chief Superintendent	1	1	0	0	0	0	0	0	n/a	2
Superintendent	2	2	0	0	2	0	0	0	n/a	6
Inspector	5	7	0	1	3	0	0	0	n/a	16
Non-Commissioned Officers	16	20	0	16	86	2	0	0	n/a	140
Senior Sergeant	5	7	0	2	18	1	0	0	n/a	33
Sergeant	11	13	0	14	68	1	0	0	n/a	107
Constables	2	7	0	27	281	1	0	0	n/a	318
Senior Constable	2	7	0	21	134	0	0	0	n/a	164
Constable	0	0	0	6	147	1	0	0	n/a	154
Total Police Officers	30	37	0	44	373	3	0	2	0	489
Public Service Officers*										
Senior Executive Service/Senior Officer	1	0	0	1	0	0	0	0	2	4
Deputy Chief Executive	0	0	0	0	0	0	0	0	0	0
Director	0	0	0	0	0	0	0	0	1	1
Senior Officer	1	0	0	1	0	0	0	0	1	3
Other Officers	23	11	0	12	291	1	0	87	73	498
Administrative Officer	21	10	0	10	263	1	0	83	63	451
Technical Officer	0	1	0	1	4	0	0	0	1	7
Professional Officer	2	0	0	1	24	0	0	4	9	40
Operational Officer	0	0	0	0	0	0	0	0	0	0
Total Public Service Officers	24	11	0	13	291	1	0	87	75	502
General Employees										
Communications Room Operators	0	1	0	0	29	0	0	1	3	34
Police Liaison Officers	0	0	0	1	18	0	0	0	3	22
Assistant Watchhouse Officers	0	0	0	0	12	0	0	1	0	13
Queensland ATSI Police	0	0	0	0	0	0	0	0	0	0
Trainees - Justice Studies	0	0	0	0	1	0	0	0	0	1
Trainees - General	0	0	0	0	7	0	0	14	0	21
Pilots	0	0	0	0	1	0	0	0	0	1
General Wages Staff	6	1	0	0	13	0	0	5	1	26
Trade and Trade Related	0	0	0	0	7	0	0	0	0	7
Casual	0	0	0	0	2	0	0	0	0	2
Total Other Personnel	6	2	0	1	90	0	0	21	7	127
All Personnel										
Total All Personnel	60	50	0	58	754	4	0	110	82	1118

[^] VER - Voluntary Early Retirement.

* Includes temporary employees occupying Public Service positions.

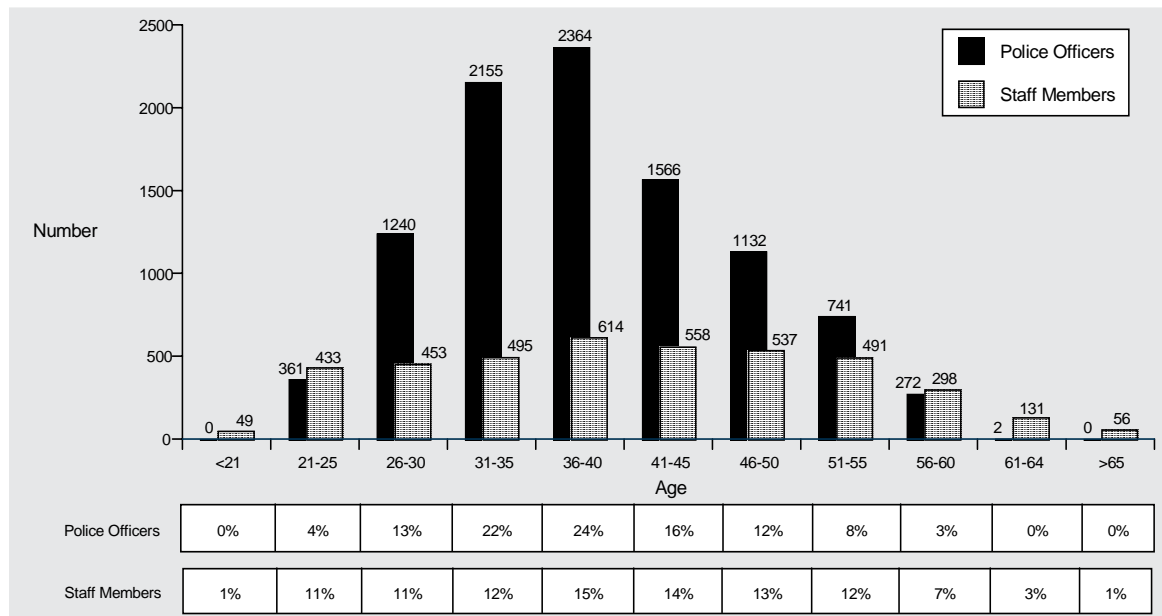
Personnel

Personnel by Gender - 30 June 2008



* Other Personnel includes Communication Room Operators, Police Liaison Officers, Assistant Watchhouse Officers, Queensland ATSI Police, Trainees, Pilots, General Wages Staff, Trade and Trade Related and Casual staff.

Personnel by Age - 30 June 2008



Note:

1. Percentages have been rounded to the nearest whole number. Therefore, although the percentages are correct, they do not add to 100%.
2. The totals for Staff Members include Recruits.

Personnel

Police Officers Promotions, Transfers and Review 2007/08

	Promotion	Transfer**	Lateral Transfer#	Disciplinary / Suspension / Stand-down*	Total
Decisions	349	240	1833	2	2424
Decisions Reviewed	14	3	0	2	19
Percent of Decisions Reviewed	4.0%	1.3%	0.0%	100.0%	0.8%
Reviews lodged	128	3	5	2	138
Upheld^	0	0	1	0	1
Dismissed^	5	0	2	0	7
Lapsed/Void^	4	0	1	0	5
Withdrawn^	11	3	0	1	15
Re-assessed^	2	0	0	0	2
Out of Jurisdiction	8	0	1	0	9
Awaiting Hearing^	98	0	0	1	99

* Disciplinary reviews restricted to Breaches of Discipline only.

** Excludes the initial allocation of Recruits.

^ Results of Reviews include some decisions of Reviews lodged during 2006/07.

Includes the Permanent Allocation of First Year Constables.

Police Recruitment Appointment by Gender

Type of Appointment	2006/07			2007/08		
	Male	Female	Total	Male	Female	Total
Sworn-In	476	225	701	473	231	704
Recruit - PROVE Program ⁺	404	216	620	397	215	612
Recruit - PACE Program [^]	72	9	81	76	16	92
Other	0	0	0	0	0	0
Intake	456	205	661	607	292	899

⁺ PROVE - New recruits put through the Police Recruit Operational Vocational Education Program.

[^] PACE - Former Police Officers put through Police Abridged Competency Education Course.