

# Victims of Crime

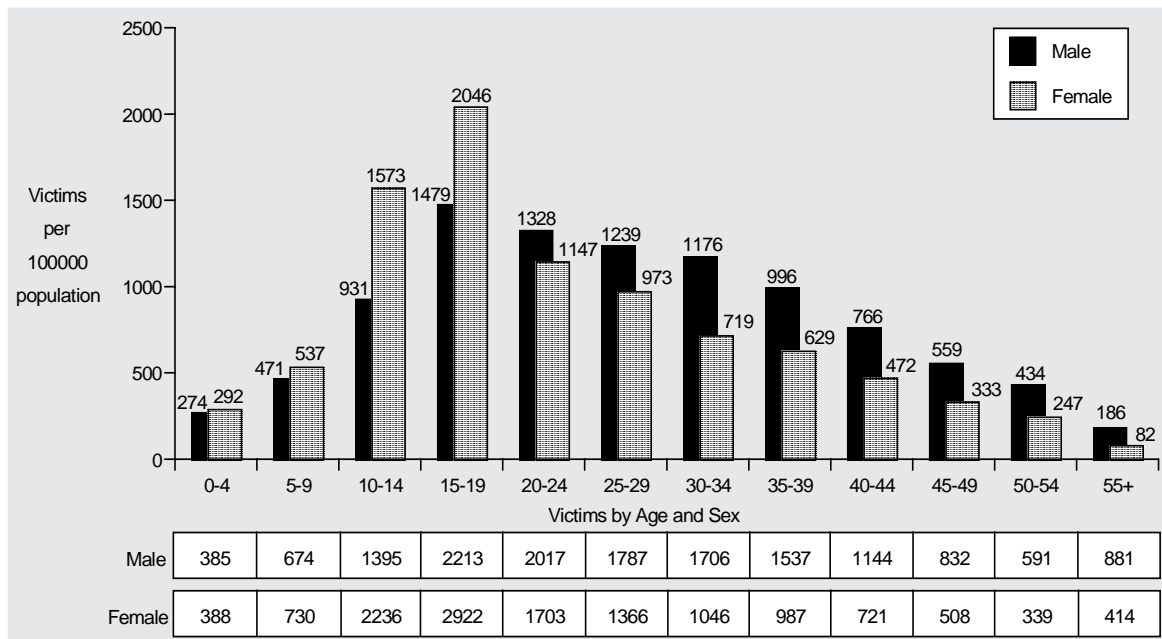
This section contains detailed information relating to victims of Offences Against the Person. They do not provide a unique victim count as one person may be counted several times if they were the victim of more than one offence.

There are several cases where the victim of an Offence Against the Person is not, according to the statistical definitions used, a person. For example, the victim of an Armed Robbery of a Bank is the banking organisation, rather than the teller, while 'Armed so as to Cause Fear or Alarm' is commonly a "Regina" offence, where the Crown is deemed to be the victim. Organisations which were the victims of crime were not included in the following tables and graphs.

As the graph below illustrates, females aged fifteen to nineteen years are the most common victims of Offences Against the Person on a per capita basis. Females aged fifty-five and over are the least victimised. During 2007/08, there were slightly more male than female victims. Fifty-three percent of victims were male, while forty-seven percent of victims were female.

The preliminary Estimated Residential Population by Sex and Age for 30 June, 2007 (Australian Bureau of Statistics Catalogue No. 3201.0) was used to calculate the number of victims per 100000 population. 'Age' refers to the victim's age on the date the offence was reported to police, rather than their age on the date the offence occurred.

## Offences Against the Person - 2007/08\*



\* Only those offences where the victim's age and sex were identified are included.

# Victims of Crime

by Age and Sex\* - 2007/08

Offence	0 - 14		15		16		17		18		19	
	Male	Female	Male	Female	Male	Female	Male	Female	Male	Female	Male	Female
<b>Far Northern Region</b>												
Homicide (Murder)	0	0	0	0	0	0	0	0	0	0	0	0
Other Homicide	0	0	0	0	0	0	0	0	0	0	0	0
Attempted Murder	0	0	0	0	0	0	0	0	0	0	0	0
Conspiracy to Murder	0	0	0	0	0	0	0	0	0	0	0	0
Manslaughter (excl. by Driving)	0	0	0	0	0	0	0	0	0	0	0	0
Driving Causing Death	0	0	0	0	0	0	0	0	0	0	0	0
<b>Assault</b>	<b>186</b>	<b>195</b>	<b>25</b>	<b>72</b>	<b>20</b>	<b>48</b>	<b>26</b>	<b>39</b>	<b>35</b>	<b>40</b>	<b>29</b>	<b>55</b>
Grievous Assault	3	2	1	1	3	0	3	1	8	1	3	1
Serious Assault	67	59	17	32	7	20	14	17	16	19	21	27
Serious Assault (Other)	5	4	0	1	0	3	0	3	1	0	0	2
Other Assault	111	130	7	38	10	25	9	18	10	20	5	25
<b>Sexual Offences</b>	<b>83</b>	<b>237</b>	<b>5</b>	<b>63</b>	<b>1</b>	<b>42</b>	<b>4</b>	<b>20</b>	<b>2</b>	<b>35</b>	<b>0</b>	<b>23</b>
Rape & Attempted Rape	19	48	0	8	0	14	1	9	0	14	0	8
Other Sexual Offences	64	189	5	55	1	28	3	11	2	21	0	15
<b>Robbery</b>	<b>0</b>	<b>1</b>	<b>1</b>	<b>2</b>	<b>3</b>	<b>2</b>	<b>2</b>	<b>0</b>	<b>0</b>	<b>1</b>	<b>4</b>	<b>0</b>
Armed Robbery	0	0	0	0	0	0	0	0	0	0	2	0
Unarmed Robbery	0	1	1	2	3	2	2	0	0	1	2	0
<b>Other Offences Against the Person ^</b>	<b>93</b>	<b>84</b>	<b>6</b>	<b>7</b>	<b>1</b>	<b>4</b>	<b>1</b>	<b>3</b>	<b>2</b>	<b>3</b>	<b>2</b>	<b>0</b>
Kidnapping & Abduction	5	9	0	1	0	1	0	0	0	1	0	0
Extortion	0	0	0	0	0	0	0	0	0	0	0	0
Stalking	0	3	0	4	0	1	0	0	0	0	0	0
Life Endangering Acts	88	72	6	2	1	2	1	3	2	2	2	0
<b>Offences Against the Person</b>	<b>362</b>	<b>517</b>	<b>37</b>	<b>144</b>	<b>25</b>	<b>96</b>	<b>33</b>	<b>62</b>	<b>39</b>	<b>79</b>	<b>35</b>	<b>78</b>
<b>Northern Region</b>												
Homicide (Murder)	0	1	0	0	0	0	0	0	0	0	0	1
Other Homicide	1	0	0	0	0	0	1	0	0	0	0	0
Attempted Murder	0	0	0	0	0	0	0	0	0	0	0	0
Conspiracy to Murder	0	0	0	0	0	0	0	0	0	0	0	0
Manslaughter (excl. by Driving)	1	0	0	0	0	0	0	0	0	0	0	0
Driving Causing Death	0	0	0	0	0	0	1	0	0	0	0	0
<b>Assault</b>	<b>171</b>	<b>113</b>	<b>32</b>	<b>55</b>	<b>33</b>	<b>45</b>	<b>39</b>	<b>41</b>	<b>31</b>	<b>27</b>	<b>28</b>	<b>31</b>
Grievous Assault	6	1	1	3	1	1	2	1	5	1	2	2
Serious Assault	55	45	18	24	19	18	22	22	13	15	20	15
Serious Assault (Other)	4	2	0	2	1	1	0	2	2	0	1	0
Other Assault	106	65	13	26	12	25	15	16	11	11	5	14
<b>Sexual Offences</b>	<b>58</b>	<b>156</b>	<b>6</b>	<b>49</b>	<b>1</b>	<b>17</b>	<b>1</b>	<b>8</b>	<b>1</b>	<b>15</b>	<b>1</b>	<b>19</b>
Rape & Attempted Rape	8	21	0	15	0	6	0	2	0	4	0	8
Other Sexual Offences	50	135	6	34	1	11	1	6	1	11	1	11
<b>Robbery</b>	<b>10</b>	<b>1</b>	<b>5</b>	<b>1</b>	<b>5</b>	<b>0</b>	<b>2</b>	<b>0</b>	<b>2</b>	<b>1</b>	<b>2</b>	<b>1</b>
Armed Robbery	4	0	0	0	1	0	0	0	0	1	0	0
Unarmed Robbery	6	1	5	1	4	0	2	0	2	0	2	1
<b>Other Offences Against the Person ^</b>	<b>105</b>	<b>80</b>	<b>1</b>	<b>9</b>	<b>1</b>	<b>2</b>	<b>2</b>	<b>9</b>	<b>2</b>	<b>4</b>	<b>1</b>	<b>6</b>
Kidnapping & Abduction	3	1	0	1	1	0	0	0	0	1	0	1
Extortion	0	0	0	0	0	0	0	0	0	0	0	0
Stalking	0	0	0	1	0	0	0	7	0	2	0	3
Life Endangering Acts	102	79	1	7	0	2	2	2	2	1	1	2
<b>Offences Against the Person</b>	<b>345</b>	<b>351</b>	<b>44</b>	<b>114</b>	<b>40</b>	<b>64</b>	<b>45</b>	<b>58</b>	<b>36</b>	<b>47</b>	<b>32</b>	<b>58</b>
<b>Central Region</b>												
Homicide (Murder)	0	0	0	0	0	0	0	0	0	0	0	0
Other Homicide	0	1	0	0	0	0	0	0	0	0	0	0
Attempted Murder	0	0	0	0	0	0	0	0	0	0	0	0
Conspiracy to Murder	0	0	0	0	0	0	0	0	0	0	0	0
Manslaughter (excl. by Driving)	0	1	0	0	0	0	0	0	0	0	0	0
Driving Causing Death	0	0	0	0	0	0	0	0	0	0	0	0
<b>Assault</b>	<b>132</b>	<b>108</b>	<b>35</b>	<b>35</b>	<b>39</b>	<b>15</b>	<b>39</b>	<b>32</b>	<b>35</b>	<b>32</b>	<b>33</b>	<b>25</b>
Grievous Assault	3	1	2	2	3	0	0	2	9	1	3	2
Serious Assault	54	51	18	16	24	10	26	10	18	19	22	15
Serious Assault (Other)	5	0	0	0	1	1	2	1	1	0	0	2
Other Assault	70	56	15	17	11	4	11	19	7	12	8	6
<b>Sexual Offences</b>	<b>58</b>	<b>170</b>	<b>5</b>	<b>39</b>	<b>4</b>	<b>49</b>	<b>2</b>	<b>11</b>	<b>0</b>	<b>5</b>	<b>0</b>	<b>4</b>
Rape & Attempted Rape	8	41	0	7	0	11	1	4	0	2	0	3
Other Sexual Offences	50	129	5	32	4	38	1	7	0	3	0	1
<b>Robbery</b>	<b>6</b>	<b>1</b>	<b>5</b>	<b>0</b>	<b>3</b>	<b>1</b>	<b>1</b>	<b>0</b>	<b>4</b>	<b>2</b>	<b>1</b>	<b>0</b>
Armed Robbery	1	0	3	0	0	0	0	2	0	0	0	0
Unarmed Robbery	5	1	2	0	3	1	1	0	2	2	1	0
<b>Other Offences Against the Person ^</b>	<b>26</b>	<b>32</b>	<b>3</b>	<b>7</b>	<b>1</b>	<b>4</b>	<b>0</b>	<b>4</b>	<b>0</b>	<b>3</b>	<b>2</b>	<b>2</b>
Kidnapping & Abduction	4	5	0	0	0	0	0	1	0	2	0	1
Extortion	1	0	0	0	0	0	0	0	0	0	0	0
Stalking	0	2	0	4	1	3	0	0	0	0	0	0
Life Endangering Acts	21	25	3	3	0	1	0	3	0	1	2	1
<b>Offences Against the Person</b>	<b>222</b>	<b>312</b>	<b>48</b>	<b>81</b>	<b>47</b>	<b>69</b>	<b>42</b>	<b>47</b>	<b>39</b>	<b>42</b>	<b>36</b>	<b>31</b>

\* Those victims whose sex was not stated have not been included.

^ A more detailed breakdown of Other Offences Against the Person is presented for the first time in the current publication.

# Victims of Crime

by Age and Sex\* - 2007/08

Offence	20 - 24		25 - 29		30 - 39		40 - 49		50 & over		Not Stated	
	Male	Female	Male	Female	Male	Female	Male	Female	Male	Female	Male	Female
<b>Far Northern Region</b>												
Homicide (Murder)	0	0	1	1	0	0	0	0	1	1	0	0
Other Homicide	0	0	0	0	2	0	0	0	0	1	0	0
Attempted Murder	0	0	0	0	2	0	0	0	0	0	0	0
Conspiracy to Murder	0	0	0	0	0	0	0	0	0	0	0	0
Manslaughter (excl. by Driving)	0	0	0	0	0	0	0	0	0	0	0	0
Driving Causing Death	0	0	0	0	0	0	0	0	0	1	0	0
<b>Assault</b>	<b>172</b>	<b>218</b>	<b>191</b>	<b>175</b>	<b>322</b>	<b>229</b>	<b>220</b>	<b>117</b>	<b>143</b>	<b>89</b>	<b>5</b>	<b>4</b>
Grievous Assault	10	15	12	7	25	12	17	9	11	5	0	0
Serious Assault	82	118	62	78	107	120	74	53	57	36	2	4
Serious Assault (Other)	12	7	31	14	43	11	29	5	13	11	2	0
Other Assault	68	78	86	76	147	86	100	50	62	37	1	0
Sexual Offences	4	77	2	50	2	26	1	15	2	18	3	9
Rape & Attempted Rape	2	34	1	15	1	6	0	6	1	7	1	2
Other Sexual Offences	2	43	1	35	1	20	1	9	1	11	2	7
<b>Robbery</b>	<b>10</b>	<b>11</b>	<b>4</b>	<b>18</b>	<b>8</b>	<b>4</b>	<b>7</b>	<b>2</b>	<b>8</b>	<b>3</b>	<b>1</b>	<b>1</b>
Armed Robbery	2	2	1	0	2	1	3	0	4	0	1	0
Unarmed Robbery	8	9	3	18	6	3	4	2	4	3	0	1
Other Offences Against the Person ^	7	14	4	17	18	22	16	10	11	9	8	4
Kidnapping & Abduction	0	8	2	6	0	3	0	1	0	2	0	0
Extortion	0	0	0	0	0	0	0	1	0	0	0	0
Stalking	0	3	1	6	4	9	7	3	0	1	0	1
Life Endangering Acts	7	3	1	5	14	10	9	6	10	6	8	3
<b>Offences Against the Person</b>	<b>193</b>	<b>320</b>	<b>202</b>	<b>261</b>	<b>352</b>	<b>281</b>	<b>244</b>	<b>144</b>	<b>165</b>	<b>121</b>	<b>17</b>	<b>18</b>
<b>Northern Region</b>												
Homicide (Murder)	0	0	1	0	1	1	0	0	1	1	0	0
Other Homicide	0	0	0	0	0	0	1	0	2	0	0	0
Attempted Murder	0	0	0	0	0	0	0	0	1	0	0	0
Conspiracy to Murder	0	0	0	0	0	0	0	0	0	0	0	0
Manslaughter (excl. by Driving)	0	0	0	0	0	0	0	0	0	0	0	0
Driving Causing Death	0	0	0	0	0	0	1	0	1	0	0	0
<b>Assault</b>	<b>169</b>	<b>140</b>	<b>187</b>	<b>132</b>	<b>268</b>	<b>197</b>	<b>168</b>	<b>97</b>	<b>120</b>	<b>48</b>	<b>4</b>	<b>5</b>
Grievous Assault	26	9	17	5	30	14	18	13	10	2	1	0
Serious Assault	101	80	63	62	92	85	57	48	58	17	1	1
Serious Assault (Other)	6	4	17	10	34	14	22	6	15	8	0	0
Other Assault	36	47	90	55	112	84	71	30	37	21	2	4
Sexual Offences	1	37	4	13	10	30	2	9	0	7	1	4
Rape & Attempted Rape	1	19	1	3	1	18	1	5	0	2	0	0
Other Sexual Offences	0	18	3	10	9	12	1	4	0	5	1	4
<b>Robbery</b>	<b>8</b>	<b>0</b>	<b>4</b>	<b>1</b>	<b>5</b>	<b>3</b>	<b>6</b>	<b>1</b>	<b>8</b>	<b>3</b>	<b>0</b>	<b>0</b>
Armed Robbery	2	0	2	0	3	0	1	1	2	3	0	0
Unarmed Robbery	6	0	2	1	2	3	5	0	6	0	0	0
Other Offences Against the Person ^	10	10	3	8	9	21	14	10	11	6	1	3
Kidnapping & Abduction	0	2	0	0	0	0	0	3	1	0	0	0
Extortion	0	0	0	0	0	0	2	1	1	0	0	0
Stalking	3	4	2	4	1	10	3	2	2	3	0	0
Life Endangering Acts	7	4	1	4	8	11	9	4	7	3	1	3
<b>Offences Against the Person</b>	<b>188</b>	<b>187</b>	<b>199</b>	<b>154</b>	<b>293</b>	<b>252</b>	<b>191</b>	<b>117</b>	<b>142</b>	<b>65</b>	<b>6</b>	<b>12</b>
<b>Central Region</b>												
Homicide (Murder)	0	1	0	0	0	0	0	0	0	0	0	0
Other Homicide	1	0	1	0	0	0	0	0	0	0	0	0
Attempted Murder	0	0	0	0	0	0	0	0	0	0	0	0
Conspiracy to Murder	0	0	0	0	0	0	0	0	0	0	0	0
Manslaughter (excl. by Driving)	0	0	1	0	0	0	0	0	0	0	0	0
Driving Causing Death	1	0	0	0	0	0	0	0	0	0	0	0
<b>Assault</b>	<b>176</b>	<b>79</b>	<b>156</b>	<b>90</b>	<b>303</b>	<b>147</b>	<b>159</b>	<b>89</b>	<b>90</b>	<b>26</b>	<b>3</b>	<b>2</b>
Grievous Assault	10	2	11	2	18	5	9	2	7	2	1	0
Serious Assault	91	34	68	30	87	65	68	49	45	8	2	2
Serious Assault (Other)	14	8	12	8	37	17	15	5	7	3	0	0
Other Assault	61	35	65	50	161	60	67	33	31	13	0	0
Sexual Offences	3	42	3	9	2	27	0	12	1	11	1	5
Rape & Attempted Rape	1	17	1	5	0	14	0	5	1	4	0	0
Other Sexual Offences	2	25	2	4	2	13	0	7	0	7	1	5
<b>Robbery</b>	<b>6</b>	<b>0</b>	<b>3</b>	<b>0</b>	<b>6</b>	<b>2</b>	<b>0</b>	<b>2</b>	<b>3</b>	<b>0</b>	<b>0</b>	<b>0</b>
Armed Robbery	1	0	0	0	0	1	0	0	1	2	0	0
Unarmed Robbery	5	0	3	0	6	1	0	0	1	1	0	0
Other Offences Against the Person ^	9	14	6	8	15	21	11	13	9	3	0	0
Kidnapping & Abduction	3	4	0	2	0	3	0	2	0	0	0	0
Extortion	0	1	0	0	0	1	0	0	0	0	0	0
Stalking	1	5	1	4	1	13	6	6	0	0	0	0
Life Endangering Acts	5	4	5	2	14	4	5	5	9	3	0	0
<b>Offences Against the Person</b>	<b>195</b>	<b>136</b>	<b>169</b>	<b>107</b>	<b>326</b>	<b>197</b>	<b>170</b>	<b>114</b>	<b>102</b>	<b>43</b>	<b>4</b>	<b>7</b>

\* Those victims whose sex was not stated have not been included.

^ A more detailed breakdown of Other Offences Against the Person is presented for the first time in the current publication.

# Victims of Crime

by Age and Sex\* - 2007/08

Offence	0 - 14		15		16		17		18		19	
	Male	Female	Male	Female	Male	Female	Male	Female	Male	Female	Male	Female
<b>North Coast Region</b>												
Homicide (Murder)	2	1	0	0	0	0	0	0	0	0	0	0
Other Homicide	4	5	1	0	0	0	0	0	0	0	0	0
Attempted Murder	3	4	0	0	0	0	0	0	0	0	0	0
Conspiracy to Murder	0	0	0	0	0	0	0	0	0	0	0	0
Manslaughter (excl. by Driving)	1	0	0	0	0	0	0	0	0	0	0	0
Driving Causing Death	0	1	1	0	0	0	0	0	0	0	0	0
Assault	261	141	52	51	55	41	63	30	70	27	44	26
Grievous Assault	6	1	0	0	2	0	6	0	7	1	4	1
Serious Assault	134	69	34	29	40	24	30	18	40	18	30	11
Serious Assault (Other)	13	4	0	1	0	1	1	1	4	0	3	1
Other Assault	108	67	18	21	13	16	26	11	19	8	7	13
Sexual Offences	82	351	11	94	8	60	14	30	0	14	0	14
Rape & Attempted Rape	9	65	0	22	3	19	3	10	0	5	0	9
Other Sexual Offences	73	286	11	72	5	41	11	20	0	9	0	5
Robbery	7	1	9	3	9	2	8	0	5	1	5	1
Armed Robbery	2	0	2	0	2	2	2	0	1	0	4	0
Unarmed Robbery	5	1	7	3	7	0	6	0	4	1	1	1
Other Offences Against the Person ^	61	65	10	10	9	10	5	9	1	5	6	9
Kidnapping & Abduction	8	3	0	0	0	0	0	0	0	1	1	3
Extortion	0	0	0	0	0	1	0	0	0	0	0	0
Stalking	2	2	0	2	0	2	0	4	0	2	0	3
Life Endangering Acts	51	60	10	8	9	7	5	5	1	2	5	3
<b>Offences Against the Person</b>	<b>417</b>	<b>564</b>	<b>83</b>	<b>158</b>	<b>81</b>	<b>113</b>	<b>90</b>	<b>69</b>	<b>76</b>	<b>47</b>	<b>55</b>	<b>50</b>
<b>Southern Region</b>												
Homicide (Murder)	2	0	0	0	0	0	0	0	0	0	1	0
Other Homicide	0	3	0	0	0	0	0	0	0	0	0	0
Attempted Murder	0	3	0	0	0	0	0	0	0	0	0	0
Conspiracy to Murder	0	0	0	0	0	0	0	0	0	0	0	0
Manslaughter (excl. by Driving)	0	0	0	0	0	0	0	0	0	0	0	0
Driving Causing Death	0	0	0	0	0	0	0	0	0	0	0	0
Assault	193	139	46	40	43	40	44	35	33	29	45	19
Grievous Assault	4	2	1	1	1	0	1	0	4	1	4	0
Serious Assault	104	75	29	26	26	25	27	17	20	15	26	12
Serious Assault (Other)	4	3	0	0	0	0	2	0	2	1	0	0
Other Assault	81	59	16	13	16	15	14	18	7	12	15	7
Sexual Offences	67	246	13	62	1	41	3	26	1	14	0	23
Rape & Attempted Rape	8	53	2	14	0	19	0	12	1	6	0	15
Other Sexual Offences	59	193	11	48	1	22	3	14	0	8	0	8
Robbery	5	5	8	2	6	2	5	0	4	2	4	2
Armed Robbery	2	2	3	0	2	0	1	0	1	0	1	0
Unarmed Robbery	3	3	5	2	4	2	4	0	3	2	3	2
Other Offences Against the Person ^	77	67	4	5	2	14	7	9	4	7	5	5
Kidnapping & Abduction	7	6	1	1	0	3	1	2	0	0	1	0
Extortion	0	0	0	0	0	0	0	0	0	0	0	0
Stalking	6	6	1	1	0	2	2	2	0	4	0	5
Life Endangering Acts	64	55	2	3	2	9	4	5	4	3	4	0
<b>Offences Against the Person</b>	<b>344</b>	<b>460</b>	<b>71</b>	<b>109</b>	<b>52</b>	<b>97</b>	<b>59</b>	<b>70</b>	<b>42</b>	<b>52</b>	<b>55</b>	<b>49</b>
<b>South Eastern Region</b>												
Homicide (Murder)	1	1	0	0	0	0	0	0	0	0	0	0
Other Homicide	0	1	0	0	1	0	0	0	0	0	0	0
Attempted Murder	0	1	0	0	0	0	0	0	0	0	0	0
Conspiracy to Murder	0	0	0	0	0	0	0	0	0	0	0	0
Manslaughter (excl. by Driving)	0	0	0	0	0	0	0	0	0	0	0	0
Driving Causing Death	0	0	0	1	0	0	0	0	0	0	0	0
Assault	209	169	36	37	46	40	60	24	65	37	54	34
Grievous Assault	1	1	2	1	3	0	9	2	10	1	8	0
Serious Assault	101	73	27	22	31	18	37	11	38	22	33	21
Serious Assault (Other)	4	4	0	0	0	2	3	1	1	2	3	0
Other Assault	103	91	7	14	12	20	11	10	16	12	10	13
Sexual Offences	60	325	3	61	5	41	1	43	2	30	2	20
Rape & Attempted Rape	10	64	0	18	1	14	0	21	0	16	0	9
Other Sexual Offences	50	261	3	43	4	27	1	22	2	14	2	11
Robbery	20	2	10	2	18	1	21	5	15	3	21	4
Armed Robbery	9	0	5	1	4	0	5	0	5	0	8	1
Unarmed Robbery	11	2	5	1	14	1	16	5	10	3	13	3
Other Offences Against the Person ^	37	49	4	14	5	4	5	11	7	7	3	6
Kidnapping & Abduction	6	10	0	5	1	0	0	2	2	0	0	1
Extortion	0	0	0	0	0	0	0	0	0	0	0	0
Stalking	1	10	0	3	0	2	0	6	0	5	0	2
Life Endangering Acts	30	29	4	6	4	2	5	3	5	2	3	3
<b>Offences Against the Person</b>	<b>327</b>	<b>547</b>	<b>53</b>	<b>114</b>	<b>75</b>	<b>86</b>	<b>87</b>	<b>83</b>	<b>89</b>	<b>77</b>	<b>80</b>	<b>64</b>

\* Those victims whose sex was not stated have not been included.

^ A more detailed breakdown of Other Offences Against the Person is presented for the first time in the current publication.

# Victims of Crime

by Age and Sex\* - 2007/08

Offence	20 - 24		25 - 29		30 - 39		40 - 49		50 & over		Not Stated	
	Male	Female	Male	Female	Male	Female	Male	Female	Male	Female	Male	Female
<b>North Coast Region</b>												
Homicide (Murder)	2	1	0	0	1	1	2	1	2	0	0	0
Other Homicide	1	0	1	1	2	0	1	1	1	3	0	0
Attempted Murder	0	0	1	0	2	0	1	1	1	1	0	0
Conspiracy to Murder	0	0	0	0	0	0	0	0	0	0	0	0
Manslaughter (excl. by Driving)	0	0	0	0	0	0	0	0	0	0	0	0
Driving Causing Death	1	0	0	1	0	0	0	0	0	2	0	0
<b>Assault</b>	<b>191</b>	<b>134</b>	<b>163</b>	<b>106</b>	<b>398</b>	<b>183</b>	<b>291</b>	<b>143</b>	<b>190</b>	<b>77</b>	<b>8</b>	<b>6</b>
Grievous Assault	29	4	16	5	20	4	28	4	6	2	1	0
Serious Assault	85	63	68	49	138	84	107	78	91	30	5	1
Serious Assault (Other)	19	6	14	10	44	15	38	5	18	9	1	0
Other Assault	58	61	65	42	196	80	118	56	75	36	1	5
Sexual Offences	5	55	3	35	4	41	1	21	2	15	7	5
Rape & Attempted Rape	2	17	0	13	2	18	1	8	0	4	0	0
Other Sexual Offences	3	38	3	22	2	23	0	13	2	11	7	5
<b>Robbery</b>	<b>20</b>	<b>11</b>	<b>10</b>	<b>3</b>	<b>9</b>	<b>2</b>	<b>14</b>	<b>4</b>	<b>7</b>	<b>4</b>	<b>0</b>	<b>0</b>
Armed Robbery	10	4	8	2	3	1	7	1	2	0	0	0
Unarmed Robbery	10	7	2	1	6	1	7	3	5	4	0	0
Other Offences Against the Person ^	16	18	10	17	25	30	23	33	33	24	1	3
Kidnapping & Abduction	1	4	0	3	0	3	0	1	0	3	0	0
Extortion	1	0	1	0	1	0	2	0	2	1	0	0
Stalking	1	7	1	5	6	11	3	11	10	12	0	1
Life Endangering Acts	13	7	8	9	18	16	18	21	21	8	1	2
<b>Offences Against the Person</b>	<b>235</b>	<b>219</b>	<b>187</b>	<b>162</b>	<b>439</b>	<b>257</b>	<b>332</b>	<b>203</b>	<b>235</b>	<b>123</b>	<b>16</b>	<b>14</b>
<b>Southern Region</b>												
Homicide (Murder)	0	0	1	0	1	0	0	0	2	0	0	0
Other Homicide	1	0	2	0	1	2	1	0	1	1	0	0
Attempted Murder	1	0	2	0	1	2	1	0	1	0	0	0
Conspiracy to Murder	0	0	0	0	0	0	0	0	0	0	0	0
Manslaughter (excl. by Driving)	0	0	0	0	0	0	0	0	0	0	0	0
Driving Causing Death	0	0	0	0	0	0	0	0	0	1	0	0
<b>Assault</b>	<b>196</b>	<b>115</b>	<b>150</b>	<b>106</b>	<b>296</b>	<b>188</b>	<b>170</b>	<b>103</b>	<b>137</b>	<b>47</b>	<b>6</b>	<b>5</b>
Grievous Assault	18	1	8	0	22	0	8	2	3	1	1	0
Serious Assault	107	58	45	50	95	111	70	48	66	22	2	2
Serious Assault (Other)	11	5	25	10	49	11	23	5	19	3	0	0
Other Assault	60	51	72	46	130	66	69	48	49	21	3	3
Sexual Offences	3	39	1	18	4	43	3	11	1	6	0	4
Rape & Attempted Rape	1	19	0	9	1	27	1	4	1	3	0	1
Other Sexual Offences	2	20	1	9	3	16	2	7	0	3	0	3
<b>Robbery</b>	<b>19</b>	<b>2</b>	<b>12</b>	<b>3</b>	<b>15</b>	<b>2</b>	<b>4</b>	<b>4</b>	<b>5</b>	<b>5</b>	<b>0</b>	<b>0</b>
Armed Robbery	8	1	5	0	7	0	1	2	2	3	0	0
Unarmed Robbery	11	1	7	3	8	2	3	2	3	2	0	0
Other Offences Against the Person ^	17	29	10	22	29	33	23	26	22	14	2	3
Kidnapping & Abduction	2	4	2	7	1	2	0	0	0	3	0	0
Extortion	0	0	0	0	1	0	1	0	0	0	0	0
Stalking	2	10	1	4	6	15	5	14	7	3	0	0
Life Endangering Acts	13	15	7	11	21	16	17	12	15	8	2	3
<b>Offences Against the Person</b>	<b>236</b>	<b>185</b>	<b>176</b>	<b>149</b>	<b>346</b>	<b>268</b>	<b>201</b>	<b>144</b>	<b>168</b>	<b>73</b>	<b>8</b>	<b>12</b>
<b>South Eastern Region</b>												
Homicide (Murder)	0	0	1	1	3	2	0	0	1	1	0	0
Other Homicide	3	2	2	2	4	0	2	0	2	1	0	0
Attempted Murder	2	1	2	2	1	0	2	0	2	1	0	0
Conspiracy to Murder	0	0	0	0	0	0	0	0	0	0	0	0
Manslaughter (excl. by Driving)	0	0	0	0	0	0	0	0	0	0	0	0
Driving Causing Death	1	1	0	0	3	0	0	0	0	0	0	0
<b>Assault</b>	<b>293</b>	<b>131</b>	<b>242</b>	<b>128</b>	<b>486</b>	<b>190</b>	<b>273</b>	<b>144</b>	<b>213</b>	<b>82</b>	<b>8</b>	<b>7</b>
Grievous Assault	42	5	17	3	37	7	14	2	12	2	2	0
Serious Assault	181	67	117	56	174	89	130	61	112	47	1	2
Serious Assault (Other)	14	11	12	14	55	9	26	13	24	6	1	0
Other Assault	56	48	96	55	220	85	103	68	65	27	4	5
Sexual Offences	8	51	4	46	4	42	6	15	2	18	2	6
Rape & Attempted Rape	3	23	3	22	1	23	1	8	0	11	0	1
Other Sexual Offences	5	28	1	24	3	19	5	7	2	7	2	5
<b>Robbery</b>	<b>55</b>	<b>17</b>	<b>20</b>	<b>9</b>	<b>24</b>	<b>13</b>	<b>16</b>	<b>6</b>	<b>19</b>	<b>6</b>	<b>0</b>	<b>0</b>
Armed Robbery	23	9	8	2	15	4	5	3	12	3	0	0
Unarmed Robbery	32	8	12	7	9	9	11	3	7	3	0	0
Other Offences Against the Person ^	17	30	15	28	43	41	42	36	43	31	7	1
Kidnapping & Abduction	3	5	2	5	4	4	4	2	2	3	1	0
Extortion	1	0	0	0	2	1	4	0	2	3	0	0
Stalking	1	14	1	10	5	12	7	6	5	8	0	0
Life Endangering Acts	12	11	12	13	32	24	27	28	34	17	6	1
<b>Offences Against the Person</b>	<b>376</b>	<b>231</b>	<b>284</b>	<b>214</b>	<b>564</b>	<b>288</b>	<b>339</b>	<b>201</b>	<b>280</b>	<b>139</b>	<b>17</b>	<b>14</b>

\* Those victims whose sex was not stated have not been included.

^ A more detailed breakdown of Other Offences Against the Person is presented for the first time in the current publication.

# Victims of Crime

by Age and Sex\* - 2007/08

Offence	0 - 14		15		16		17		18		19	
	Male	Female	Male	Female	Male	Female	Male	Female	Male	Female	Male	Female
<b>Metropolitan North Region</b>												
Homicide (Murder)	0	0	0	0	0	0	0	0	0	0	0	0
Other Homicide	0	1	0	1	0	0	0	0	0	0	0	0
Attempted Murder	0	1	0	1	0	0	0	0	0	0	0	0
Conspiracy to Murder	0	0	0	0	0	0	0	0	0	0	0	0
Manslaughter (excl. by Driving)	0	0	0	0	0	0	0	0	0	0	0	0
Driving Causing Death	0	0	0	0	0	0	0	0	0	0	0	0
<b>Assault</b>	<b>128</b>	<b>100</b>	<b>26</b>	<b>35</b>	<b>35</b>	<b>23</b>	<b>51</b>	<b>24</b>	<b>56</b>	<b>30</b>	<b>59</b>	<b>30</b>
Grievous Assault	4	1	1	0	8	1	3	0	9	1	3	2
Serious Assault	50	50	20	19	20	7	30	13	30	14	29	16
Serious Assault (Other)	9	2	0	2	2	2	3	1	1	0	1	2
Other Assault	65	47	5	14	5	13	15	10	16	15	26	10
<b>Sexual Offences</b>	<b>43</b>	<b>132</b>	<b>5</b>	<b>36</b>	<b>2</b>	<b>22</b>	<b>3</b>	<b>21</b>	<b>0</b>	<b>28</b>	<b>1</b>	<b>16</b>
Rape & Attempted Rape	5	22	0	3	0	6	0	6	0	8	0	8
Other Sexual Offences	38	110	5	33	2	16	3	15	0	20	1	8
<b>Robbery</b>	<b>5</b>	<b>1</b>	<b>7</b>	<b>3</b>	<b>11</b>	<b>5</b>	<b>10</b>	<b>5</b>	<b>20</b>	<b>6</b>	<b>18</b>	<b>4</b>
Armed Robbery	0	0	2	1	5	2	7	1	1	1	4	0
Unarmed Robbery	5	1	5	2	6	3	3	4	19	5	14	4
<b>Other Offences Against the Person ^</b>	<b>35</b>	<b>57</b>	<b>3</b>	<b>8</b>	<b>4</b>	<b>6</b>	<b>3</b>	<b>3</b>	<b>1</b>	<b>3</b>	<b>7</b>	<b>6</b>
Kidnapping & Abduction	4	9	0	0	1	1	0	1	0	0	1	1
Extortion	0	0	0	0	0	0	0	0	0	0	0	0
Stalking	0	10	0	1	0	2	0	1	1	2	0	3
Life Endangering Acts	31	38	3	7	3	3	3	1	0	1	6	2
<b>Offences Against the Person</b>	<b>211</b>	<b>291</b>	<b>41</b>	<b>83</b>	<b>52</b>	<b>56</b>	<b>67</b>	<b>53</b>	<b>77</b>	<b>67</b>	<b>85</b>	<b>56</b>
<b>Metropolitan South Region</b>												
Homicide (Murder)	1	1	0	0	0	0	0	0	0	0	0	0
Other Homicide	0	0	0	0	0	0	0	0	0	0	0	1
Attempted Murder	0	0	0	0	0	0	0	0	0	0	0	0
Conspiracy to Murder	0	0	0	0	0	0	0	0	0	0	0	0
Manslaughter (excl. by Driving)	0	0	0	0	0	0	0	0	0	0	0	0
Driving Causing Death	0	0	0	0	0	0	0	0	0	0	0	1
<b>Assault</b>	<b>124</b>	<b>101</b>	<b>45</b>	<b>30</b>	<b>33</b>	<b>26</b>	<b>43</b>	<b>17</b>	<b>27</b>	<b>20</b>	<b>42</b>	<b>22</b>
Grievous Assault	8	1	5	0	2	0	1	1	2	1	2	0
Serious Assault	60	47	28	16	20	11	29	10	15	12	30	8
Serious Assault (Other)	2	2	0	0	2	0	1	0	0	1	1	3
Other Assault	54	51	12	14	9	15	12	6	10	6	9	11
<b>Sexual Offences</b>	<b>45</b>	<b>147</b>	<b>2</b>	<b>55</b>	<b>1</b>	<b>21</b>	<b>1</b>	<b>12</b>	<b>0</b>	<b>13</b>	<b>1</b>	<b>26</b>
Rape & Attempted Rape	5	15	0	11	0	6	0	3	0	5	1	6
Other Sexual Offences	40	132	2	44	1	15	1	9	0	8	0	20
<b>Robbery</b>	<b>9</b>	<b>7</b>	<b>5</b>	<b>0</b>	<b>9</b>	<b>5</b>	<b>14</b>	<b>0</b>	<b>6</b>	<b>2</b>	<b>9</b>	<b>2</b>
Armed Robbery	4	1	1	0	1	0	5	0	2	0	5	1
Unarmed Robbery	5	6	4	0	8	5	9	0	4	2	4	1
<b>Other Offences Against the Person ^</b>	<b>33</b>	<b>32</b>	<b>2</b>	<b>14</b>	<b>4</b>	<b>3</b>	<b>6</b>	<b>5</b>	<b>4</b>	<b>6</b>	<b>5</b>	<b>6</b>
Kidnapping & Abduction	3	1	0	2	1	0	1	2	1	0	1	1
Extortion	0	0	1	0	2	0	0	0	0	1	0	0
Stalking	2	4	1	5	0	1	0	1	0	2	1	1
Life Endangering Acts	28	27	0	7	1	2	5	2	3	3	3	4
<b>Offences Against the Person</b>	<b>212</b>	<b>288</b>	<b>54</b>	<b>99</b>	<b>47</b>	<b>55</b>	<b>64</b>	<b>34</b>	<b>37</b>	<b>41</b>	<b>57</b>	<b>57</b>
<b>Queensland</b>												
Homicide (Murder)	6	4	0	0	0	0	0	0	0	0	1	1
Other Homicide	5	11	1	1	1	0	1	0	0	0	0	1
Attempted Murder	3	9	0	1	0	0	0	0	0	0	0	0
Conspiracy to Murder	0	0	0	0	0	0	0	0	0	0	0	0
Manslaughter (excl. by Driving)	2	1	0	0	0	0	0	0	0	0	0	0
Driving Causing Death	0	1	1	0	1	0	1	0	0	0	0	1
<b>Assault</b>	<b>1404</b>	<b>1067</b>	<b>297</b>	<b>355</b>	<b>304</b>	<b>279</b>	<b>369</b>	<b>242</b>	<b>352</b>	<b>242</b>	<b>335</b>	<b>242</b>
Grievous Assault	35	10	13	8	23	2	26	7	54	8	29	8
Serious Assault	625	469	191	184	187	134	218	118	190	134	212	125
Serious Assault (Other)	46	21	0	6	6	10	12	9	12	4	9	10
Other Assault	698	567	93	157	88	133	113	108	96	96	85	99
<b>Sexual Offences</b>	<b>505</b>	<b>1783</b>	<b>51</b>	<b>465</b>	<b>23</b>	<b>295</b>	<b>29</b>	<b>172</b>	<b>6</b>	<b>156</b>	<b>5</b>	<b>146</b>
Rape & Attempted Rape	72	335	2	99	4	96	5	68	1	61	1	66
Other Sexual Offences	433	1448	49	366	19	199	24	104	5	95	4	80
<b>Robbery</b>	<b>62</b>	<b>19</b>	<b>50</b>	<b>13</b>	<b>64</b>	<b>18</b>	<b>63</b>	<b>10</b>	<b>56</b>	<b>18</b>	<b>64</b>	<b>14</b>
Armed Robbery	22	3	16	2	15	4	20	1	12	2	24	2
Unarmed Robbery	40	16	34	11	49	14	43	9	44	16	40	12
<b>Other Offences Against the Person ^</b>	<b>472</b>	<b>470</b>	<b>33</b>	<b>74</b>	<b>27</b>	<b>47</b>	<b>29</b>	<b>53</b>	<b>21</b>	<b>38</b>	<b>31</b>	<b>40</b>
Kidnapping & Abduction	40	45	1	10	4	5	2	8	3	5	4	8
Extortion	1	0	1	0	2	1	0	0	0	1	0	0
Stalking	11	37	2	21	1	13	2	21	1	17	1	17
Life Endangering Acts	420	388	29	43	20	28	25	24	17	15	26	15
<b>Offences Against the Person</b>	<b>2454</b>	<b>3354</b>	<b>432</b>	<b>908</b>	<b>419</b>	<b>639</b>	<b>491</b>	<b>477</b>	<b>435</b>	<b>454</b>	<b>436</b>	<b>444</b>

\* Those victims whose sex was not stated have not been included.

^ A more detailed breakdown of Other Offences Against the Person is presented for the first time in the current publication.

# Victims of Crime

by Age and Sex\* - 2007/08

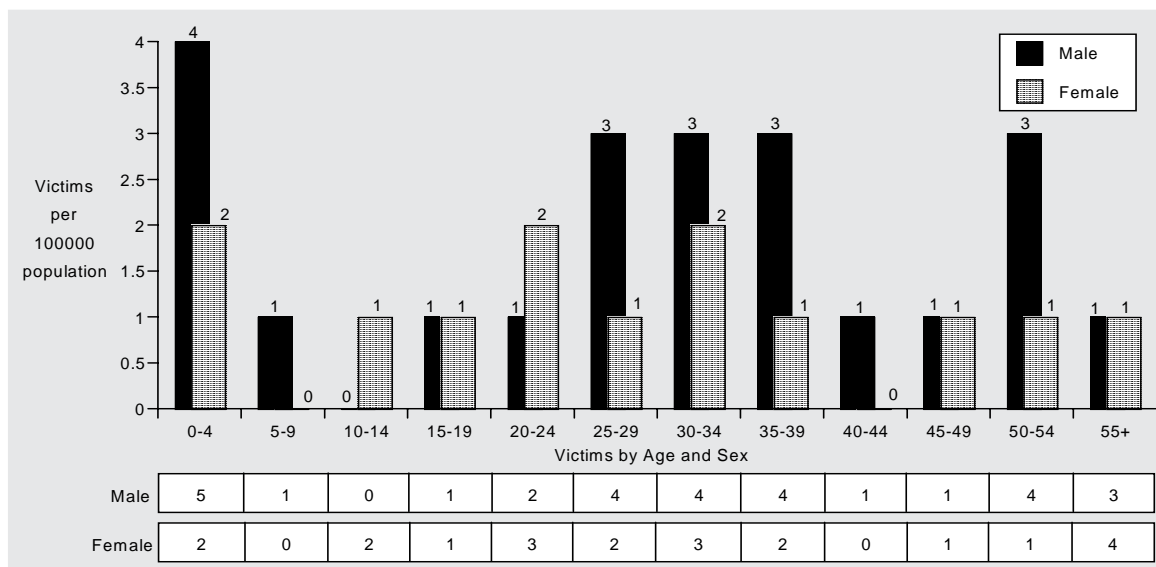
Offence	20 - 24		25 - 29		30 - 39		40 - 49		50 & over		Not Stated	
	Male	Female	Male	Female	Male	Female	Male	Female	Male	Female	Male	Female
<b>Metropolitan North Region</b>												
Homicide (Murder)	0	0	0	0	1	0	0	0	0	1	0	0
Other Homicide	0	0	1	1	0	1	3	1	3	1	0	0
Attempted Murder	0	0	1	1	0	1	3	0	3	1	0	0
Conspiracy to Murder	0	0	0	0	0	0	0	0	0	0	0	0
Manslaughter (excl. by Driving)	0	0	0	0	0	0	0	0	0	0	0	0
Driving Causing Death	0	0	0	0	0	0	0	1	0	0	0	0
<b>Assault</b>	<b>330</b>	<b>125</b>	<b>308</b>	<b>102</b>	<b>496</b>	<b>164</b>	<b>219</b>	<b>100</b>	<b>148</b>	<b>47</b>	<b>8</b>	<b>4</b>
Grievous Assault	17	6	14	4	22	4	8	1	5	1	0	0
Serious Assault	189	59	146	37	162	54	70	38	62	22	3	2
Serious Assault (Other)	19	4	31	9	67	17	24	10	20	6	2	0
Other Assault	105	56	117	52	245	89	117	51	61	18	3	2
Sexual Offences	5	54	5	27	6	34	8	28	2	14	1	1
Rape & Attempted Rape	0	12	1	12	1	13	2	9	0	2	0	0
Other Sexual Offences	5	42	4	15	5	21	6	19	2	12	1	1
<b>Robbery</b>	<b>38</b>	<b>16</b>	<b>26</b>	<b>9</b>	<b>17</b>	<b>10</b>	<b>22</b>	<b>5</b>	<b>20</b>	<b>10</b>	<b>0</b>	<b>0</b>
Armed Robbery	11	1	7	2	4	4	11	3	7	2	0	0
Unarmed Robbery	27	15	19	7	13	6	11	2	13	8	0	0
Other Offences Against the Person ^	9	34	16	15	34	44	23	30	24	17	1	2
Kidnapping & Abduction	0	3	1	1	5	11	0	2	1	3	1	0
Extortion	1	0	2	0	1	1	1	2	1	0	0	0
Stalking	0	18	3	6	4	17	5	10	3	6	0	0
Life Endangering Acts	8	13	10	8	24	15	17	16	19	8	0	2
<b>Offences Against the Person</b>	<b>382</b>	<b>229</b>	<b>356</b>	<b>154</b>	<b>554</b>	<b>253</b>	<b>275</b>	<b>164</b>	<b>197</b>	<b>90</b>	<b>10</b>	<b>7</b>
<b>Metropolitan South Region</b>												
Homicide (Murder)	0	1	0	0	1	1	0	0	0	1	0	0
Other Homicide	1	0	1	0	2	1	1	1	1	1	0	0
Attempted Murder	0	0	1	0	2	1	1	1	1	1	0	0
Conspiracy to Murder	0	0	0	0	0	0	0	0	0	0	0	0
Manslaughter (excl. by Driving)	0	0	0	0	0	0	0	0	0	0	0	0
Driving Causing Death	1	0	0	0	0	0	0	0	0	0	0	0
<b>Assault</b>	<b>147</b>	<b>106</b>	<b>162</b>	<b>90</b>	<b>309</b>	<b>134</b>	<b>171</b>	<b>90</b>	<b>136</b>	<b>55</b>	<b>7</b>	<b>4</b>
Grievous Assault	17	3	14	3	28	3	8	2	5	1	0	0
Serious Assault	80	47	59	35	94	58	59	32	54	19	4	1
Serious Assault (Other)	13	8	23	8	46	9	27	7	16	7	2	1
Other Assault	37	48	66	44	141	64	77	49	61	28	1	2
Sexual Offences	5	48	3	37	4	41	4	17	1	11	0	5
Rape & Attempted Rape	3	24	1	19	0	12	0	7	0	4	0	0
Other Sexual Offences	2	24	2	18	4	29	4	10	1	7	0	5
<b>Robbery</b>	<b>46</b>	<b>17</b>	<b>33</b>	<b>12</b>	<b>24</b>	<b>17</b>	<b>12</b>	<b>10</b>	<b>12</b>	<b>14</b>	<b>0</b>	<b>0</b>
Armed Robbery	22	6	14	2	14	5	3	2	4	3	0	0
Unarmed Robbery	24	11	19	10	10	12	9	8	8	11	0	0
Other Offences Against the Person ^	13	20	14	25	26	37	35	24	33	17	0	2
Kidnapping & Abduction	2	5	0	2	0	3	3	1	4	3	0	0
Extortion	0	0	2	0	0	3	1	1	1	1	0	0
Stalking	2	7	3	11	2	11	3	12	6	7	0	1
Life Endangering Acts	9	8	9	12	24	20	28	10	22	6	0	1
<b>Offences Against the Person</b>	<b>212</b>	<b>192</b>	<b>213</b>	<b>164</b>	<b>366</b>	<b>231</b>	<b>223</b>	<b>142</b>	<b>183</b>	<b>99</b>	<b>7</b>	<b>11</b>
<b>Queensland</b>												
Homicide (Murder)	2	3	4	2	8	5	2	1	7	5	0	0
Other Homicide	7	2	8	4	11	4	9	3	10	8	0	0
Attempted Murder	3	1	7	3	8	4	8	2	9	4	0	0
Conspiracy to Murder	0	0	0	0	0	0	0	0	0	0	0	0
Manslaughter (excl. by Driving)	0	0	1	0	0	0	0	0	0	0	0	0
Driving Causing Death	4	1	0	1	3	0	1	1	1	4	0	0
<b>Assault</b>	<b>1674</b>	<b>1049</b>	<b>1560</b>	<b>930</b>	<b>2880</b>	<b>1436</b>	<b>1672</b>	<b>883</b>	<b>1177</b>	<b>471</b>	<b>49</b>	<b>37</b>
Grievous Assault	169	45	109	29	202	49	110	35	59	16	6	0
Serious Assault	916	527	628	397	950	670	635	407	545	201	20	15
Serious Assault (Other)	108	53	165	83	375	103	204	56	132	53	8	1
Other Assault	481	424	658	421	1353	614	723	385	441	201	15	21
Sexual Offences	34	405	25	235	37	286	25	128	11	100	15	39
Rape & Attempted Rape	13	167	8	98	7	131	6	52	3	37	1	4
Other Sexual Offences	21	238	17	137	30	155	19	76	8	63	14	35
<b>Robbery</b>	<b>202</b>	<b>74</b>	<b>112</b>	<b>55</b>	<b>108</b>	<b>53</b>	<b>81</b>	<b>32</b>	<b>81</b>	<b>48</b>	<b>1</b>	<b>1</b>
Armed Robbery	79	23	45	8	48	16	31	12	34	16	1	0
Unarmed Robbery	123	51	67	47	60	37	50	20	47	32	0	1
Other Offences Against the Person ^	98	170	78	140	199	249	187	182	186	121	21	18
Kidnapping & Abduction	11	35	7	26	10	29	7	12	8	17	2	0
Extortion	3	1	5	0	5	6	11	4	8	5	0	0
Stalking	10	69	13	50	29	98	39	64	33	40	0	3
Life Endangering Acts	74	65	53	64	155	116	130	102	137	59	19	15
<b>Offences Against the Person</b>	<b>2017</b>	<b>1703</b>	<b>1787</b>	<b>1366</b>	<b>3243</b>	<b>2033</b>	<b>1976</b>	<b>1229</b>	<b>1472</b>	<b>753</b>	<b>86</b>	<b>95</b>

\* Those victims whose sex was not stated have not been included.

^ A more detailed breakdown of Other Offences Against the Person is presented for the first time in the current publication.

# Victims of Crime

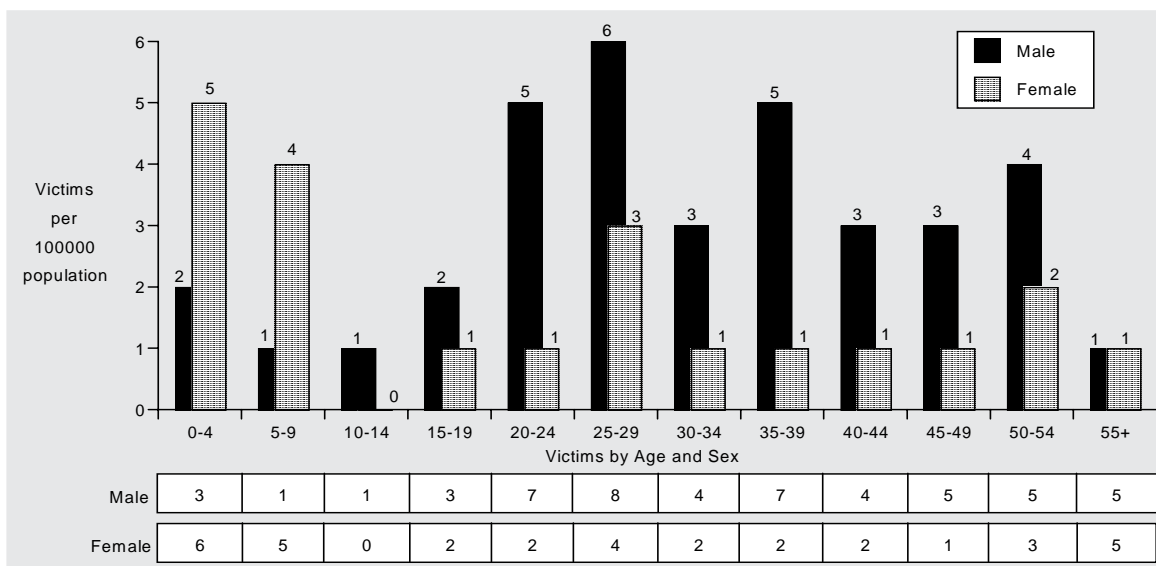
## Homicide (Murder) - 2007/08\*



Low rates of victimisation for Homicide (Murder) offences mean that rates fluctuate across age groups and from year to year. In 2007/08, males (aged zero to four years) were most likely to be victims of

Homicide (Murder). Overall, 59% of victims were male. Thirty-seven percent of all victims were aged between twenty-five and thirty-nine years.

## Other Homicide - 2007/08\*



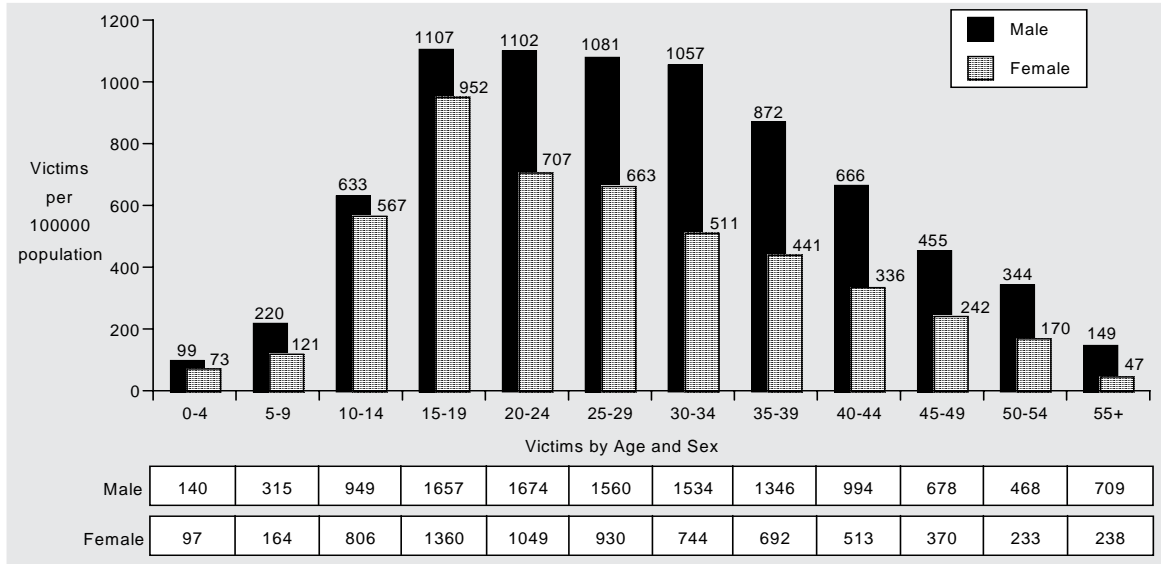
Other Homicide offences are also subject to fluctuations across age groups and from year to year as a result of low rates of victimisation. Males aged twenty-five to twenty-nine were most likely to be victims. Overall, 61%

of victims were male. Of all female victims, those aged zero to four years were most likely to be victims of Other Homicide.

\* Only those offences where the victim's age and sex were identified are included.

# Victims of Crime

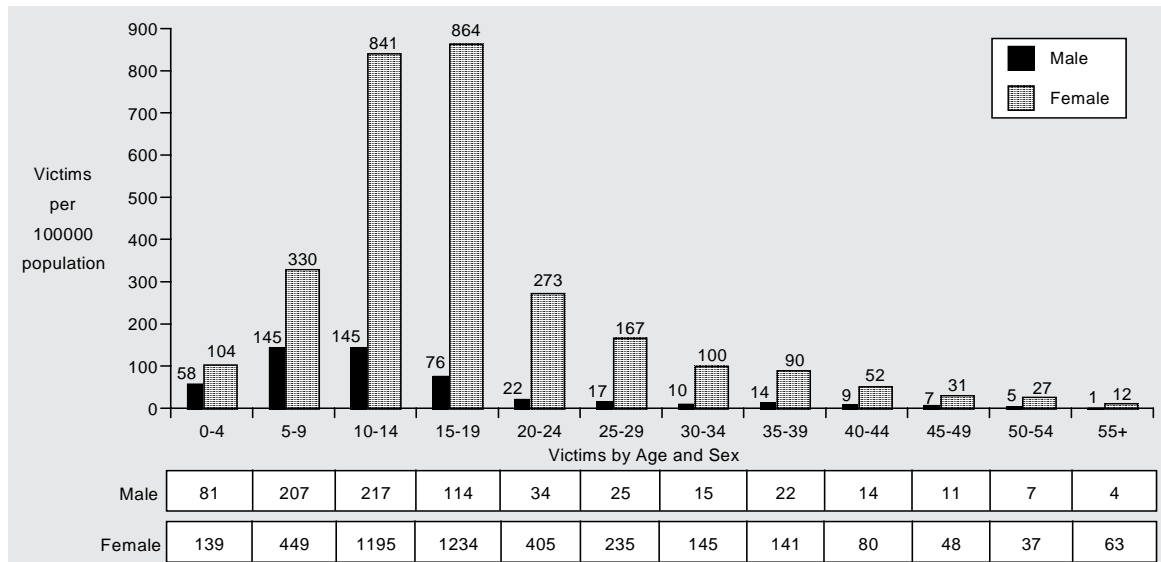
## Assault - 2007/08\*



At every age, males were more likely to be victims of Assault than females (63% of victims were male). Males aged fifteen to thirty-four years were most likely to be victims. More females aged fifteen to nineteen years

were victims compared with females in other age groups. The likelihood of being a victim of Assault decreased with increasing age as is evidenced in the graph above.

## Sexual Offences - 2007/08\*



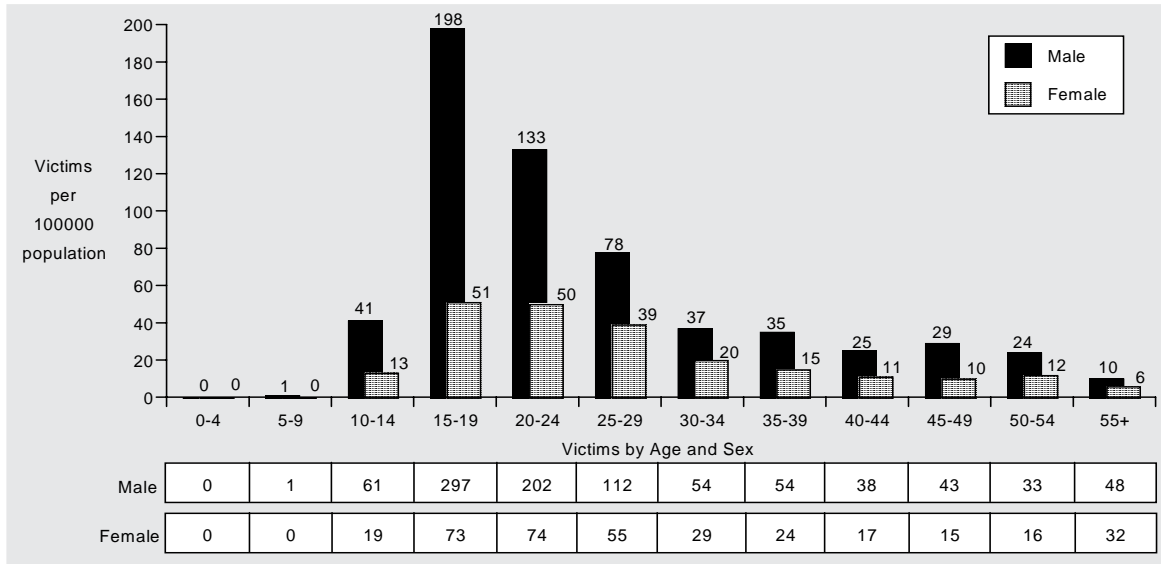
The offence category of Sexual Offences is unique in that the number of female victims far outweighs the number of male victims (85% of victims were female). At every age, females were significantly more likely to

be victims than males with females in the ten to nineteen year age range, the most likely. In fact, at this age females were over seven times more likely to be victims of Sexual Offences than males.

\* Only those offences where the victim's age and sex were identified are included.

# Victims of Crime

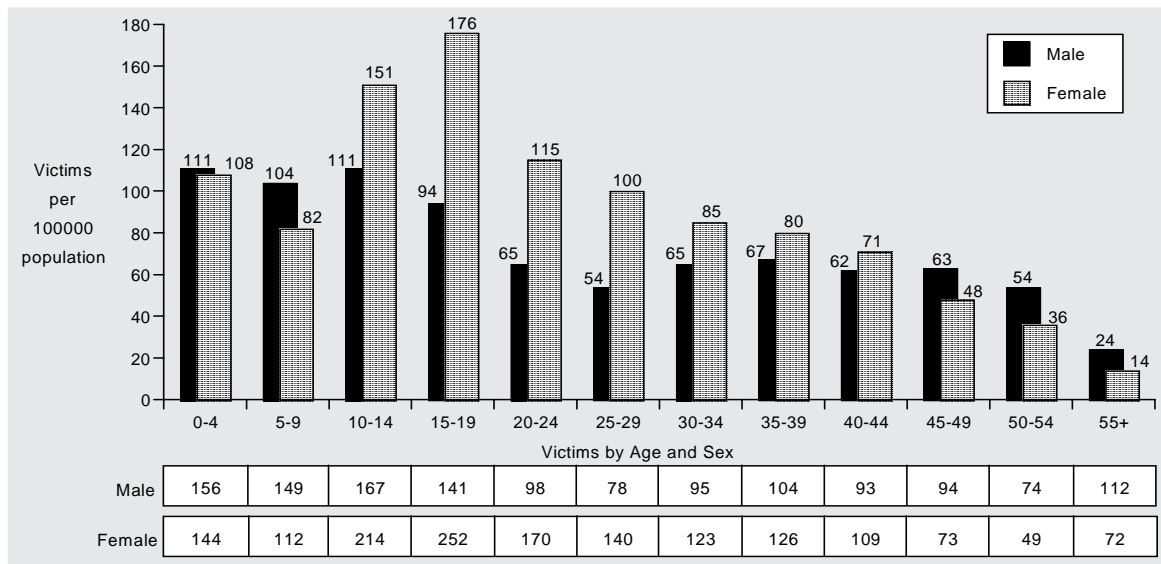
## Robbery - 2007/08\*



As with most other Offences Against the Person, males were significantly more likely to be victims of Robbery than females (73% of victims were male). Males aged fifteen to nineteen years were most likely to be victims.

After the age of nineteen years, the likelihood of being a victim decreased significantly with increasing age. Note that Robbery is unique in that a large proportion of victims are companies not individuals.

## Other Offences Against the Person - 2007/08\*



Other Offences Against the Person is an amalgam of a number of different offence types including Ill Treatment of Children, Stalking, Armed to Cause Fear, etc. This offence category, like Sexual Offences, is unique in that females are more likely to be victims than males.

Females aged zero to nineteen years are the most likely victims of this offence type, making up 25% of total victims. The likelihood of being a victim decreases after the age of nineteen years.

\* Only those offences where the victim's age and sex were identified are included.