

Victims of Crime

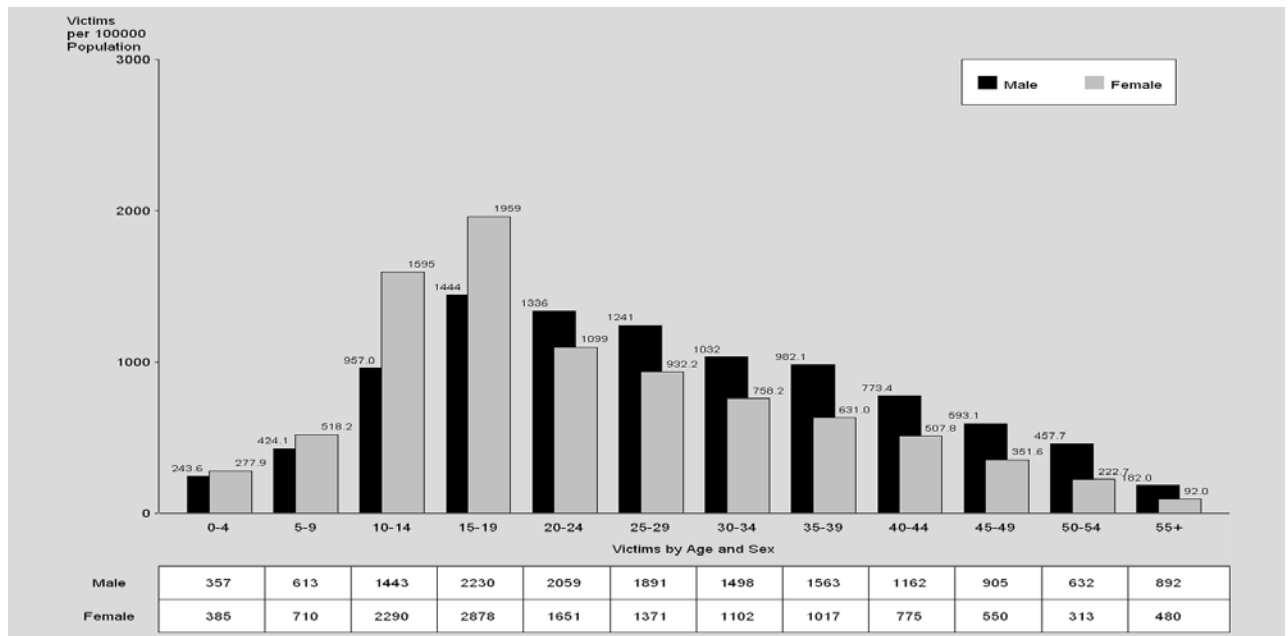
This section contains detailed information relating to victims of Offences Against the Person. They do not provide a unique victim count as one person may be counted several times if they were the victim of more than one offence.

There are several cases where the victim of an Offence Against the Person is not, according to the statistical definitions used, a person. For example, the victim of an Armed Robbery of a Bank is the banking organisation, rather than the teller, while 'Armed so as to Cause Fear or Alarm' is commonly a "Regina" offence, where the Crown is deemed to be the victim. Organisations which were the victims of crime were not included in the following tables and graphs.

As the graph below illustrates, females aged fifteen to nineteen years are the most common victims of Offences Against the Person on a per capita basis. Females aged fifty-five and over are the least victimised. During 2008/09, there were slightly more male than female victims. Fifty-three percent of victims were male, while forty-seven percent of victims were female.

The Australian Bureau of Statistics' Population by Age and Sex, Australian States and Territories, June 2008 (3201.0) was used to calculate the number of victims per 100,000 persons. 'Age' refers to the victim's age on the date the offence was reported to police, rather than their age on the date the offence occurred.

Offences Against the Person - 2008/09*



* Only those offences where the victim's age and sex were identified are included.

Victims of Crime

by Age and Sex* - 2008/09

Offence	0-14		15		16		17		18		19	
	Male	Female	Male	Female	Male	Female	Male	Female	Male	Female	Male	Female
Far Northern Region												
Homicide (Murder)	0	0	0	0	0	0	0	1	0	0	0	0
Other Homicide	2	4	0	0	0	0	1	0	0	0	0	0
Attempted Murder	2	2	0	0	0	0	0	0	0	0	0	0
Conspiracy to Murder	0	0	0	0	0	0	0	0	0	0	0	0
Manslaughter (excl. by driving)	0	1	0	0	0	0	0	0	0	0	0	0
Driving Causing Death	0	1	0	0	0	0	1	0	0	0	0	0
Assault	181	180	40	70	32	34	38	51	23	48	23	44
Grievous Assault	2	6	0	2	0	1	6	0	4	0	1	1
Serious Assault	76	58	17	35	20	17	24	28	13	34	13	21
Serious Assault (Other)	4	4	1	1	0	1	1	0	2	0	2	2
Common Assault	99	112	22	32	12	15	7	23	6	12	9	20
Sexual Offences	57	206	7	79	6	19	1	13	1	10	1	11
Rape and Attempted Rape	11	41	1	13	1	7	0	6	1	5	0	7
Other Sexual Offences	46	165	6	66	5	12	1	7	0	5	1	4
Robbery	7	0	0	1	1	1	1	2	2	0	3	1
Armed Robbery	0	0	0	0	0	0	0	0	0	0	0	0
Unarmed Robbery	7	0	0	1	1	1	1	2	2	0	3	1
Other Offences Against the Person	81	70	3	6	1	3	2	3	1	7	1	2
Kidnapping & Abduction etc.	1	0	0	1	0	0	0	3	0	0	0	1
Extortion	0	0	0	0	0	0	0	0	0	0	0	0
Stalking	1	1	0	1	1	1	0	0	0	4	0	1
Life Endangering Acts	79	69	3	4	0	2	2	0	1	3	1	0
Offences Against the Person	328	460	50	156	40	57	43	70	27	65	28	58
Northern Region												
Homicide (Murder)	0	0	0	0	0	0	0	0	0	0	0	0
Other Homicide	0	0	0	0	1	0	0	0	0	1	0	0
Attempted Murder	0	0	0	0	1	0	0	0	0	0	0	0
Conspiracy to Murder	0	0	0	0	0	0	0	0	0	0	0	0
Manslaughter (excl. by driving)	0	0	0	0	0	0	0	0	0	0	0	0
Driving Causing Death	0	0	0	0	0	0	0	0	0	1	0	0
Assault	135	150	33	55	32	44	28	35	36	43	27	42
Grievous Assault	2	2	2	0	1	2	2	2	2	0	3	2
Serious Assault	57	66	18	28	22	25	19	16	23	30	14	22
Serious Assault (Other)	4	4	1	0	0	0	0	1	0	1	0	1
Common Assault	72	78	12	27	9	17	7	16	11	12	10	17
Sexual Offences	27	139	5	43	3	17	3	11	1	11	3	20
Rape and Attempted Rape	3	29	1	8	1	3	0	3	0	5	0	14
Other Sexual Offences	24	110	4	35	2	14	3	8	1	6	3	6
Robbery	7	1	0	0	0	1	4	1	2	1	2	0
Armed Robbery	3	0	0	0	0	0	0	0	0	0	1	0
Unarmed Robbery	4	1	0	0	0	1	4	1	2	1	1	0
Other Offences Against the Person	72	67	2	8	3	3	2	7	2	4	2	1
Kidnapping & Abduction etc.	1	3	0	2	0	0	0	0	0	1	1	0
Extortion	0	0	0	0	0	0	0	0	0	1	0	0
Stalking	0	6	0	3	0	1	0	2	0	2	0	1
Life Endangering Acts	71	58	2	3	3	2	2	5	2	0	1	0
Offences Against the Person	241	357	40	106	39	65	37	54	41	60	34	63
Central Region												
Homicide (Murder)	0	0	0	0	0	0	0	0	0	0	0	0
Other Homicide	0	1	0	0	0	0	0	0	0	0	1	0
Attempted Murder	0	1	0	0	0	0	0	0	0	0	1	0
Conspiracy to Murder	0	0	0	0	0	0	0	0	0	0	0	0
Manslaughter (excl. by driving)	0	0	0	0	0	0	0	0	0	0	0	0
Driving Causing Death	0	0	0	0	0	0	0	0	0	0	0	0
Assault	123	128	29	26	34	33	27	23	36	28	41	32
Grievous Assault	2	0	1	0	3	0	4	0	2	1	10	1
Serious Assault	51	53	14	15	25	19	17	12	22	12	19	14
Serious Assault (Other)	5	2	0	0	0	1	0	2	1	2	3	1
Common Assault	65	73	14	11	6	13	6	9	11	13	9	16
Sexual Offences	35	163	11	44	0	10	5	13	3	11	1	14
Rape and Attempted Rape	3	21	0	13	0	1	2	5	1	7	0	10
Other Sexual Offences	32	142	11	31	0	9	3	8	2	4	1	4
Robbery	4	0	2	1	1	1	0	0	1	2	3	0
Armed Robbery	1	0	0	0	0	0	0	0	0	0	1	0
Unarmed Robbery	3	0	2	1	1	1	0	0	1	2	2	0
Other Offences Against the Person	29	36	3	3	2	7	3	1	4	3	3	5
Kidnapping & Abduction etc.	0	4	0	0	0	2	1	0	2	1	1	1
Extortion	0	0	0	0	0	0	0	0	0	0	0	0
Stalking	0	3	1	2	0	1	1	1	0	0	0	1
Life Endangering Acts	29	29	2	1	2	4	1	0	2	2	2	3
Offences Against the Person	191	328	45	74	37	51	35	37	44	44	49	51

* Those victims whose sex was not stated have not been included.

Victims of Crime

by Age and Sex* - 2008/09

Offence	20-24		25-29		30-39		40-49		50 & over		Not Stated	
	Male	Female	Male	Female	Male	Female	Male	Female	Male	Female	Male	Female
Far Northern Region												
Homicide (Murder)	0	0	0	1	2	0	0	0	0	1	0	0
Other Homicide	0	2	0	1	1	2	0	1	2	0	0	0
Attempted Murder	0	2	0	0	1	2	0	0	1	0	0	0
Conspiracy to Murder	0	0	0	0	0	0	0	0	0	0	0	0
Manslaughter (excl. by driving)	0	0	0	0	0	0	0	0	0	0	0	0
Driving Causing Death	0	0	0	1	0	0	0	1	1	0	0	0
Assault	143	188	152	169	325	238	207	139	146	73	3	3
Grievous Assault	15	9	16	5	20	11	15	4	9	0	1	0
Serious Assault	81	93	56	90	94	127	91	71	59	27	1	1
Serious Assault (Other)	8	9	14	7	51	15	20	10	26	12	0	0
Common Assault	39	77	66	67	160	85	81	54	52	34	1	2
Sexual Offences	4	42	1	30	3	46	2	15	2	8	0	0
Rape and Attempted Rape	1	16	0	16	1	18	1	7	0	3	0	0
Other Sexual Offences	3	26	1	14	2	28	1	8	2	5	0	0
Robbery	14	4	7	8	3	8	8	2	7	5	1	0
Armed Robbery	5	1	0	0	0	1	0	1	6	3	0	0
Unarmed Robbery	9	3	7	8	3	7	8	1	1	2	1	0
Other Offences Against the Person	3	9	6	15	18	29	19	16	14	10	1	4
Kidnapping & Abduction etc.	1	3	0	3	1	6	1	2	0	1	0	0
Extortion	0	0	0	0	0	1	0	1	0	0	0	0
Stalking	0	3	2	4	0	9	3	5	0	6	0	0
Life Endangering Acts	2	3	4	8	17	13	15	8	14	3	1	4
Offences Against the Person	164	245	166	224	352	323	236	173	171	97	5	7
Northern Region												
Homicide (Murder)	0	0	0	0	1	1	0	0	1	0	0	0
Other Homicide	3	1	1	0	2	3	2	0	0	0	0	0
Attempted Murder	3	1	1	0	0	3	1	0	0	0	0	0
Conspiracy to Murder	0	0	0	0	0	0	0	0	0	0	0	0
Manslaughter (excl. by driving)	0	0	0	0	1	0	0	0	0	0	0	0
Driving Causing Death	0	0	0	0	1	0	1	0	0	0	0	0
Assault	179	176	177	132	301	218	171	112	102	66	4	7
Grievous Assault	17	11	8	9	31	11	16	4	9	2	0	0
Serious Assault	99	96	56	48	97	101	56	62	48	21	2	1
Serious Assault (Other)	10	6	33	11	42	18	18	6	20	14	0	0
Common Assault	53	63	80	64	131	88	81	40	25	29	2	6
Sexual Offences	11	24	1	18	3	30	2	14	1	10	1	0
Rape and Attempted Rape	4	10	0	12	2	11	0	9	0	3	0	0
Other Sexual Offences	7	14	1	6	1	19	2	5	1	7	1	0
Robbery	7	0	2	1	5	3	1	2	8	3	1	0
Armed Robbery	4	0	0	0	0	1	0	1	2	1	1	0
Unarmed Robbery	3	0	2	1	5	2	1	1	6	2	0	0
Other Offences Against the Person	15	14	3	10	16	23	17	13	8	8	2	2
Kidnapping & Abduction etc.	3	2	0	1	0	0	1	0	1	0	0	0
Extortion	1	0	0	0	1	0	1	0	1	2	0	0
Stalking	1	4	0	0	1	10	3	2	0	3	0	1
Life Endangering Acts	10	8	3	9	14	13	12	11	6	3	2	1
Offences Against the Person	215	215	184	161	328	278	193	141	120	87	8	9
Central Region												
Homicide (Murder)	0	1	0	0	1	2	2	1	0	0	0	0
Other Homicide	0	0	0	1	2	0	2	0	1	0	0	0
Attempted Murder	0	0	0	0	1	0	2	0	1	0	0	0
Conspiracy to Murder	0	0	0	0	0	0	0	0	0	0	0	0
Manslaughter (excl. by driving)	0	0	0	0	0	0	0	0	0	0	0	0
Driving Causing Death	0	0	0	1	1	0	0	0	0	0	0	0
Assault	169	141	175	99	251	158	160	97	107	38	0	2
Grievous Assault	19	3	13	0	20	4	8	6	8	0	0	0
Serious Assault	83	63	50	28	95	57	60	37	35	15	0	1
Serious Assault (Other)	17	10	26	9	30	18	20	14	19	8	0	0
Common Assault	50	65	86	62	106	79	72	40	45	15	0	1
Sexual Offences	4	26	3	19	1	22	1	16	0	9	0	0
Rape and Attempted Rape	1	9	0	8	0	11	1	6	0	2	0	0
Other Sexual Offences	3	17	3	11	1	11	0	10	0	7	0	0
Robbery	6	2	1	2	2	2	6	3	4	0	0	0
Armed Robbery	2	0	0	1	1	2	1	2	2	0	0	0
Unarmed Robbery	4	2	1	1	1	0	5	1	2	0	0	0
Other Offences Against the Person	9	13	6	16	17	19	15	16	15	11	0	0
Kidnapping & Abduction etc.	3	3	0	3	0	2	0	0	3	2	0	0
Extortion	0	0	0	0	0	0	0	0	0	0	0	0
Stalking	1	4	4	8	3	7	4	9	4	3	0	0
Life Endangering Acts	5	6	2	5	14	10	11	7	8	6	0	0
Offences Against the Person	188	183	185	137	274	203	186	133	127	58	0	2

* Those victims whose sex was not stated have not been included.

Victims of Crime

by Age and Sex* - 2008/09

Offence	0-14		15		16		17		18		19	
	Male	Female	Male	Female	Male	Female	Male	Female	Male	Female	Male	Female
North Coast Region												
Homicide (Murder)	0	0	0	0	0	0	0	0	0	0	0	0
Other Homicide	3	0	0	1	0	0	0	0	0	1	0	0
Attempted Murder	3	0	0	0	0	0	0	0	0	0	0	0
Conspiracy to Murder	0	0	0	0	0	0	0	0	0	0	0	0
Manslaughter (excl. by driving)	0	0	0	0	0	0	0	0	0	0	0	0
Driving Causing Death	0	0	0	1	0	0	0	0	0	1	0	0
Assault	240	178	55	65	56	54	51	39	68	42	70	18
Grievous Assault	4	0	0	0	3	0	8	0	8	0	10	0
Serious Assault	112	77	26	36	33	27	23	19	44	26	42	10
Serious Assault (Other)	7	6	1	1	0	1	1	2	1	1	1	0
Common Assault	117	95	28	28	20	26	19	18	15	15	17	8
Sexual Offences	73	322	11	65	15	35	2	26	0	13	1	15
Rape and Attempted Rape	12	55	0	22	4	10	0	9	0	7	1	10
Other Sexual Offences	61	267	11	43	11	25	2	17	0	6	0	5
Robbery	13	0	9	1	7	2	6	2	12	3	6	1
Armed Robbery	1	0	2	0	2	0	1	0	4	1	2	1
Unarmed Robbery	12	0	7	1	5	2	5	2	8	2	4	0
Other Offences Against the Person	49	58	5	9	3	9	6	7	6	9	2	2
Kidnapping & Abduction etc.	3	5	1	0	0	1	0	1	2	2	0	0
Extortion	0	0	0	0	0	0	0	0	0	1	0	1
Stalking	0	5	0	4	0	3	0	1	0	1	0	1
Life Endangering Acts	46	48	4	5	3	5	6	5	4	5	2	0
Offences Against the Person	378	558	80	141	81	100	65	74	86	68	79	36
Southern Region												
Homicide (Murder)	0	0	0	0	0	0	0	0	0	0	0	0
Other Homicide	1	0	0	0	0	0	0	0	0	0	0	0
Attempted Murder	1	0	0	0	0	0	0	0	0	0	0	0
Conspiracy to Murder	0	0	0	0	0	0	0	0	0	0	0	0
Manslaughter (excl. by driving)	0	0	0	0	0	0	0	0	0	0	0	0
Driving Causing Death	0	0	0	0	0	0	0	0	0	0	0	0
Assault	217	155	44	53	54	38	34	29	53	33	34	31
Grievous Assault	5	1	0	0	2	0	2	0	5	1	2	1
Serious Assault	122	67	27	23	31	22	23	19	31	17	24	16
Serious Assault (Other)	7	3	2	2	2	0	0	3	2	1	0	1
Common Assault	83	84	15	28	19	16	9	7	15	14	8	13
Sexual Offences	63	257	10	64	4	48	1	17	1	20	1	25
Rape and Attempted Rape	7	51	1	17	2	20	1	6	0	11	0	7
Other Sexual Offences	56	206	9	47	2	28	0	11	1	9	1	18
Robbery	13	2	1	0	7	2	4	1	8	1	2	1
Armed Robbery	5	1	0	0	1	0	0	0	6	1	0	0
Unarmed Robbery	8	1	1	0	6	2	4	1	2	0	2	1
Other Offences Against the Person	67	63	2	12	4	8	8	7	5	5	1	8
Kidnapping & Abduction etc.	7	10	1	2	0	0	1	1	1	0	0	2
Extortion	0	0	0	0	0	0	0	0	0	0	0	0
Stalking	3	2	0	3	0	3	3	2	0	2	0	4
Life Endangering Acts	57	51	1	7	4	5	4	4	4	3	1	2
Offences Against the Person	361	477	57	129	69	96	47	54	67	59	38	65
South Eastern Region												
Homicide (Murder)	1	0	0	0	0	0	0	0	0	0	0	0
Other Homicide	1	1	1	0	0	0	0	0	0	0	0	0
Attempted Murder	1	1	1	0	0	0	0	0	0	0	0	0
Conspiracy to Murder	0	0	0	0	0	0	0	0	0	0	0	0
Manslaughter (excl. by driving)	0	0	0	0	0	0	0	0	0	0	0	0
Driving Causing Death	0	0	0	0	0	0	0	0	0	0	0	0
Assault	268	220	60	56	52	38	51	19	63	25	68	32
Grievous Assault	8	2	5	1	5	0	3	0	11	0	11	0
Serious Assault	116	82	35	24	31	19	37	12	38	12	45	17
Serious Assault (Other)	8	3	5	1	0	1	3	0	0	1	2	0
Common Assault	136	133	15	30	16	18	8	7	14	12	10	15
Sexual Offences	97	276	3	74	1	41	1	40	2	19	0	17
Rape and Attempted Rape	20	54	1	16	0	13	0	18	1	13	0	6
Other Sexual Offences	77	222	2	58	1	28	1	22	1	6	0	11
Robbery	13	7	11	2	12	9	26	5	29	3	14	3
Armed Robbery	4	3	6	0	5	4	7	1	10	1	8	0
Unarmed Robbery	9	4	5	2	7	5	19	4	19	2	6	3
Other Offences Against the Person	75	56	8	20	7	7	7	4	3	4	6	11
Kidnapping & Abduction etc.	4	4	2	4	1	1	0	0	0	1	1	0
Extortion	1	0	0	0	0	0	0	0	0	0	0	0
Stalking	1	2	1	6	1	2	0	1	0	3	0	3
Life Endangering Acts	69	50	5	10	5	4	7	3	3	0	5	8
Offences Against the Person	455	560	83	152	72	95	85	68	97	51	88	63

* Those victims whose sex was not stated have not been included.

Victims of Crime

by Age and Sex* - 2008/09

Offence	20-24		25-29		30-39		40-49		50 & over		Not Stated	
	Male	Female	Male	Female	Male	Female	Male	Female	Male	Female	Male	Female
North Coast Region												
Homicide (Murder)	0	0	2	0	1	0	2	1	2	0	0	0
Other Homicide	2	0	2	0	3	0	5	1	4	1	0	0
Attempted Murder	2	0	1	0	2	0	3	0	1	0	0	0
Conspiracy to Murder	0	0	0	0	0	0	0	0	1	0	0	0
Manslaughter (excl. by driving)	0	0	0	0	0	0	0	0	0	0	0	0
Driving Causing Death	0	0	1	0	1	0	2	1	2	1	0	0
Assault	188	142	194	126	392	217	301	159	213	84	6	2
Grievous Assault	19	3	13	5	25	9	20	2	8	1	1	0
Serious Assault	110	79	85	60	128	107	114	88	104	35	3	2
Serious Assault (Other)	10	8	23	6	47	16	36	9	40	16	0	0
Common Assault	49	52	73	55	192	85	131	60	61	32	2	0
Sexual Offences	2	54	3	29	5	42	1	21	2	18	1	1
Rape and Attempted Rape	0	30	3	17	1	22	0	13	1	9	0	0
Other Sexual Offences	2	24	0	12	4	20	1	8	1	9	1	1
Robbery	13	3	14	4	7	1	10	3	10	2	0	0
Armed Robbery	7	1	7	3	1	0	5	3	5	1	0	0
Unarmed Robbery	6	2	7	1	6	1	5	0	5	1	0	0
Other Offences Against the Person	11	16	15	15	26	42	36	43	25	15	0	1
Kidnapping & Abduction etc.	0	1	1	0	0	2	1	4	1	2	0	0
Extortion	1	0	2	1	2	0	1	1	1	0	0	0
Stalking	1	7	4	6	2	13	8	13	4	8	0	0
Life Endangering Acts	9	8	8	8	22	27	26	25	19	5	0	1
Offences Against the Person	216	215	230	174	434	302	355	228	256	120	7	4
Southern Region												
Homicide (Murder)	0	0	0	0	0	0	0	0	2	1	0	0
Other Homicide	1	0	0	0	4	0	2	0	1	2	0	0
Attempted Murder	1	0	0	0	3	0	2	0	0	0	0	0
Conspiracy to Murder	0	0	0	0	0	0	0	0	0	0	0	0
Manslaughter (excl. by driving)	0	0	0	0	0	0	0	0	1	0	0	0
Driving Causing Death	0	0	0	0	1	0	0	0	0	2	0	0
Assault	183	117	159	112	270	161	181	101	139	60	1	2
Grievous Assault	22	2	12	4	18	3	8	2	4	0	0	0
Serious Assault	109	62	66	55	77	79	82	50	65	29	1	0
Serious Assault (Other)	7	5	21	10	38	12	15	6	22	11	0	0
Common Assault	45	48	60	43	137	67	76	43	48	20	0	2
Sexual Offences	2	42	3	16	2	47	14	13	7	1	0	3
Rape and Attempted Rape	1	18	0	6	0	24	5	6	1	0	0	2
Other Sexual Offences	1	24	3	10	2	23	9	7	6	1	0	1
Robbery	16	3	7	0	11	6	3	8	9	2	0	0
Armed Robbery	3	1	5	0	6	2	1	3	5	1	0	0
Unarmed Robbery	13	2	2	0	5	4	2	5	4	1	0	0
Other Offences Against the Person	20	25	10	21	29	35	26	20	19	9	2	2
Kidnapping & Abduction etc.	0	4	0	2	2	4	2	0	2	2	0	0
Extortion	0	0	0	0	2	1	0	0	0	0	0	0
Stalking	0	8	1	6	6	13	6	11	10	4	1	1
Life Endangering Acts	20	13	9	13	19	17	18	9	7	3	1	1
Offences Against the Person	222	187	179	149	316	249	226	142	177	75	3	7
South Eastern Region												
Homicide (Murder)	1	0	1	1	5	1	2	0	2	1	0	0
Other Homicide	1	0	0	2	2	0	1	1	1	0	1	0
Attempted Murder	1	0	0	1	2	0	1	0	1	0	0	0
Conspiracy to Murder	0	0	0	0	0	0	0	0	0	0	1	0
Manslaughter (excl. by driving)	0	0	0	0	0	0	0	0	0	0	0	0
Driving Causing Death	0	0	0	1	0	0	0	1	0	0	0	0
Assault	307	145	308	124	418	206	282	141	221	110	10	5
Grievous Assault	56	5	30	3	31	8	23	3	14	3	0	0
Serious Assault	174	79	140	50	147	88	137	67	107	42	1	0
Serious Assault (Other)	16	9	31	12	48	15	37	12	44	22	3	0
Common Assault	61	52	107	59	192	95	85	59	56	43	6	5
Sexual Offences	4	43	1	37	12	36	2	25	0	17	0	4
Rape and Attempted Rape	0	27	0	21	3	16	2	14	0	6	0	0
Other Sexual Offences	4	16	1	16	9	20	0	11	0	11	0	4
Robbery	63	20	39	14	33	11	18	12	16	16	1	1
Armed Robbery	23	5	14	5	13	5	9	5	6	8	0	0
Unarmed Robbery	40	15	25	9	20	6	9	7	10	8	1	1
Other Offences Against the Person	27	27	25	33	39	48	39	41	43	26	0	3
Kidnapping & Abduction etc.	7	2	3	9	3	3	2	4	2	2	0	0
Extortion	2	0	2	0	2	3	0	0	2	2	0	0
Stalking	2	7	1	9	7	20	7	16	5	7	0	2
Life Endangering Acts	16	18	19	15	29	23	27	21	36	15	0	1
Offences Against the Person	403	235	374	211	509	302	344	220	283	170	12	13

* Those victims whose sex was not stated have not been included.

Victims of Crime

by Age and Sex* - 2008/09

Offence	0-14		15		16		17		18		19	
	Male	Female	Male	Female	Male	Female	Male	Female	Male	Female	Male	Female
Metropolitan North Region												
Homicide (Murder)	0	0	0	0	0	0	0	0	0	0	0	0
Other Homicide	0	1	1	0	0	0	1	0	0	1	0	0
Attempted Murder	0	1	1	0	0	0	1	0	0	1	0	0
Conspiracy to Murder	0	0	0	0	0	0	0	0	0	0	0	0
Manslaughter (excl. by driving)	0	0	0	0	0	0	0	0	0	0	0	0
Driving Causing Death	0	0	0	0	0	0	0	0	0	0	0	0
Assault	121	89	28	27	20	25	25	18	49	28	66	31
Grievous Assault	2	0	1	1	2	1	7	0	5	0	4	1
Serious Assault	52	43	14	10	10	16	12	6	36	13	42	13
Serious Assault (Other)	6	2	2	1	0	1	2	2	1	2	1	0
Common Assault	61	44	11	15	8	7	4	10	7	13	19	17
Sexual Offences	44	205	1	33	5	52	0	21	1	19	2	7
Rape and Attempted Rape	4	34	0	4	0	10	0	9	1	7	1	1
Other Sexual Offences	40	171	1	29	5	42	0	12	0	12	1	6
Robbery	9	11	13	1	11	0	4	0	11	5	7	2
Armed Robbery	1	0	7	1	4	0	4	0	4	2	2	0
Unarmed Robbery	8	11	6	0	7	0	0	0	7	3	5	2
Other Offences Against the Person	39	34	6	10	5	5	3	9	7	11	5	8
Kidnapping & Abduction etc.	1	2	1	1	0	1	1	0	0	2	0	4
Extortion	0	0	0	0	0	0	0	0	0	0	0	0
Stalking	0	8	1	2	1	2	0	4	2	4	1	1
Life Endangering Acts	38	24	4	7	4	2	2	5	5	5	4	3
Offences Against the Person	213	340	49	71	41	82	33	48	68	64	80	48
Metropolitan South Region												
Homicide (Murder)	0	0	0	0	0	0	0	0	0	0	0	0
Other Homicide	0	2	0	1	0	0	1	1	0	0	1	0
Attempted Murder	0	2	0	1	0	0	0	1	0	0	1	0
Conspiracy to Murder	0	0	0	0	0	0	0	0	0	0	0	0
Manslaughter (excl. by driving)	0	0	0	0	0	0	0	0	0	0	0	0
Driving Causing Death	0	0	0	0	0	0	1	0	0	0	0	0
Assault	129	84	34	21	31	25	30	20	47	21	29	27
Grievous Assault	1	0	2	0	2	0	2	1	5	2	3	1
Serious Assault	61	36	19	14	17	11	21	9	32	10	19	14
Serious Assault (Other)	8	1	0	1	1	1	0	1	0	1	1	0
Common Assault	59	47	13	6	11	13	7	9	10	8	6	12
Sexual Offences	44	163	6	50	5	34	1	12	2	23	2	11
Rape and Attempted Rape	3	35	1	10	0	21	0	4	1	9	1	5
Other Sexual Offences	41	128	5	40	5	13	1	8	1	14	1	6
Robbery	7	5	10	4	17	7	9	6	12	2	12	8
Armed Robbery	1	3	4	2	7	1	2	1	2	0	3	1
Unarmed Robbery	6	2	6	2	10	6	7	5	10	2	9	7
Other Offences Against the Person	58	44	3	6	10	7	5	5	5	1	4	5
Kidnapping & Abduction etc.	3	4	0	2	0	1	0	0	1	0	0	0
Extortion	0	0	0	0	0	0	0	0	1	1	1	0
Stalking	2	6	1	0	3	1	2	1	2	0	0	3
Life Endangering Acts	53	34	2	4	7	5	3	4	1	0	3	2
Offences Against the Person	238	298	53	82	63	73	46	44	66	47	48	51
Queensland												
Homicide (Murder)	1	0	0	0	0	0	0	1	0	0	0	0
Other Homicide	7	9	2	2	1	0	3	1	0	3	2	0
Attempted Murder	7	7	2	1	1	0	1	1	0	1	2	0
Conspiracy to Murder	0	0	0	0	0	0	0	0	0	0	0	0
Manslaughter (excl. by driving)	0	1	0	0	0	0	0	0	0	0	0	0
Driving Causing Death	0	1	0	1	0	0	2	0	0	2	0	0
Assault	1418	1186	323	373	311	291	284	234	375	268	358	257
Grievous Assault	26	11	11	4	18	4	34	3	42	4	44	7
Serious Assault	648	482	170	185	189	156	176	121	239	154	218	127
Serious Assault (Other)	49	25	12	7	3	6	7	11	5	11	8	5
Common Assault	695	668	130	177	101	125	67	99	89	99	88	118
Sexual Offences	442	1736	54	454	39	256	14	154	11	128	11	121
Rape and Attempted Rape	63	321	5	103	8	85	3	61	5	65	3	60
Other Sexual Offences	379	1415	49	351	31	171	11	93	6	63	8	61
Robbery	73	26	46	10	56	23	54	17	77	17	49	16
Armed Robbery	16	7	19	3	19	5	14	2	26	5	17	2
Unarmed Robbery	57	19	27	7	37	18	40	15	51	12	32	14
Other Offences Against the Person	472	428	32	74	35	49	36	43	33	44	24	42
Kidnapping & Abduction etc.	20	32	5	12	1	6	3	5	6	7	3	8
Extortion	1	0	0	0	0	0	0	0	1	3	1	1
Stalking	8	33	4	21	6	14	6	12	4	16	1	15
Life Endangering Acts	443	363	23	41	28	29	27	26	22	18	19	18
Offences Against the Person	2413	3385	457	913	442	619	391	450	496	460	444	436

* Those victims whose sex was not stated have not been included.

Victims of Crime

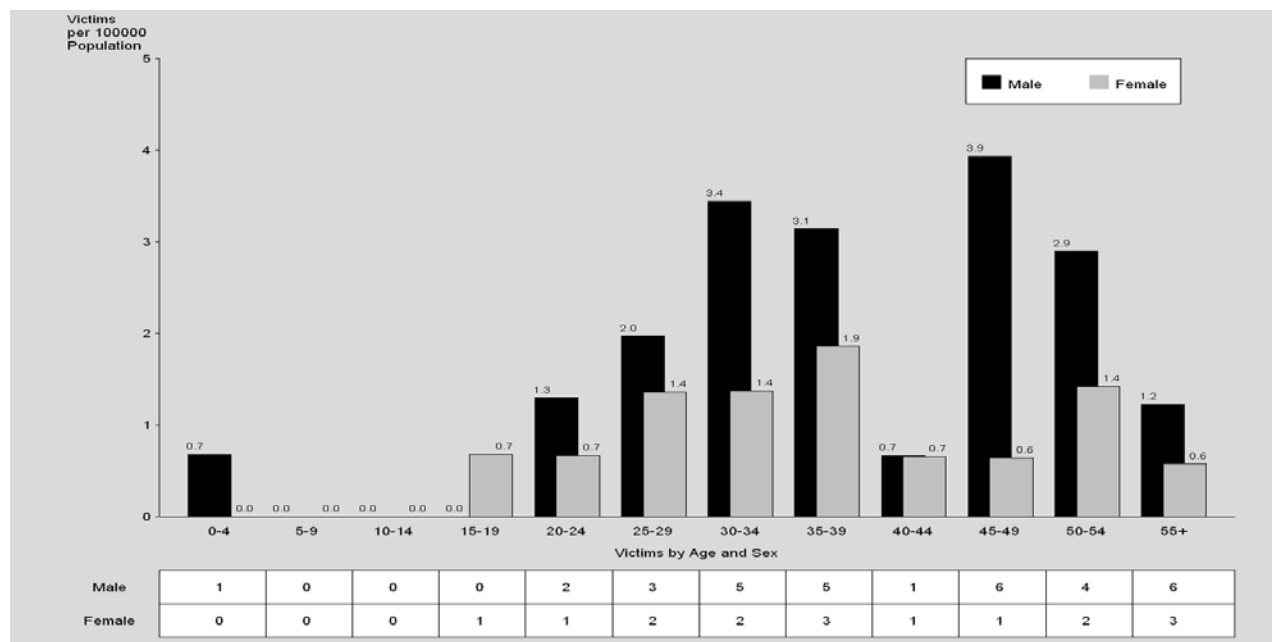
by Age and Sex* - 2008/09

Offence	20-24		25-29		30-39		40-49		50 & over		Not Stated	
	Male	Female	Male	Female	Male	Female	Male	Female	Male	Female	Male	Female
Metropolitan North Region												
Homicide (Murder)	0	0	0	0	0	1	1	0	1	0	0	0
Other Homicide	1	0	2	1	2	1	1	0	1	0	0	1
Attempted Murder	0	0	1	1	1	1	1	0	1	0	0	1
Conspiracy to Murder	0	0	0	0	0	0	0	0	0	0	0	0
Manslaughter (excl. by driving)	0	0	0	0	1	0	0	0	0	0	0	0
Driving Causing Death	1	0	1	0	0	0	0	0	0	0	0	0
Assault	318	129	294	104	424	156	244	79	144	43	2	2
Grievous Assault	27	3	14	0	15	1	9	1	1	1	1	0
Serious Assault	179	56	129	49	146	50	76	31	48	18	1	1
Serious Assault (Other)	16	6	26	5	49	13	35	7	28	7	0	0
Common Assault	96	64	125	50	214	92	124	40	67	17	0	1
Sexual Offences	13	59	5	35	7	39	6	25	4	14	1	0
Rape and Attempted Rape	2	22	0	12	3	14	2	10	0	5	0	0
Other Sexual Offences	11	37	5	23	4	25	4	15	4	9	1	0
Robbery	47	17	24	15	17	4	15	9	12	7	0	0
Armed Robbery	17	2	6	4	7	1	4	4	5	3	0	0
Unarmed Robbery	30	15	18	11	10	3	11	5	7	4	0	0
Other Offences Against the Person	11	25	19	14	33	35	33	37	37	17	0	0
Kidnapping & Abduction etc.	2	3	1	2	0	2	1	0	1	1	0	0
Extortion	0	0	0	0	3	1	2	0	1	3	0	0
Stalking	0	12	2	10	10	14	4	15	4	6	0	0
Life Endangering Acts	9	10	16	2	20	18	26	22	31	7	0	0
Offences Against the Person	390	230	344	169	483	236	300	150	199	81	3	3
Metropolitan South Region												
Homicide (Murder)	1	0	0	0	0	0	0	0	2	2	0	0
Other Homicide	2	0	1	0	1	4	0	0	1	0	0	0
Attempted Murder	2	0	0	0	1	4	0	0	1	0	0	0
Conspiracy to Murder	0	0	0	0	0	0	0	0	0	0	0	0
Manslaughter (excl. by driving)	0	0	0	0	0	0	0	0	0	0	0	0
Driving Causing Death	0	0	1	0	0	0	0	0	0	0	0	0
Assault	178	71	179	81	297	137	182	85	138	49	6	4
Grievous Assault	15	0	17	0	15	8	21	0	9	3	0	0
Serious Assault	91	23	65	32	98	51	65	46	58	17	2	0
Serious Assault (Other)	14	8	15	10	49	14	25	8	28	9	1	4
Common Assault	58	40	82	39	135	64	71	31	43	20	3	0
Sexual Offences	9	37	2	30	6	34	2	22	3	20	1	2
Rape and Attempted Rape	2	9	1	13	1	11	0	9	2	5	0	0
Other Sexual Offences	7	28	1	17	5	23	2	13	1	15	1	2
Robbery	57	14	25	9	20	10	14	3	15	11	0	0
Armed Robbery	16	1	14	1	12	2	6	0	7	3	0	0
Unarmed Robbery	41	13	11	8	8	8	8	3	8	8	0	0
Other Offences Against the Person	12	17	22	22	36	37	28	25	31	22	4	0
Kidnapping & Abduction etc.	0	1	6	3	3	5	1	0	4	0	0	0
Extortion	0	2	1	2	2	2	2	2	2	0	0	0
Stalking	5	4	2	10	3	11	6	7	4	10	0	0
Life Endangering Acts	7	10	13	8	28	19	19	16	21	12	4	0
Offences Against the Person	259	139	229	142	360	222	226	135	190	104	11	6
Queensland												
Homicide (Murder)	2	1	3	2	10	5	7	2	10	5	0	0
Other Homicide	10	3	6	5	17	10	13	3	11	3	1	1
Attempted Murder	9	3	3	2	11	10	10	0	6	0	0	1
Conspiracy to Murder	0	0	0	0	0	0	0	0	1	0	1	0
Manslaughter (excl. by driving)	0	0	0	0	2	0	0	0	1	0	0	0
Driving Causing Death	1	0	3	3	4	0	3	3	3	3	0	0
Assault	1667	1110	1638	950	2681	1494	1729	913	1210	523	32	27
Grievous Assault	190	36	123	26	175	55	120	22	62	10	3	0
Serious Assault	927	552	647	414	882	661	682	452	524	204	11	6
Serious Assault (Other)	98	61	189	71	355	122	206	72	227	99	4	4
Common Assault	452	461	679	439	1269	656	721	367	397	210	14	17
Sexual Offences	49	328	19	215	41	297	30	152	20	97	4	10
Rape and Attempted Rape	11	142	4	106	13	127	11	74	4	33	0	2
Other Sexual Offences	38	186	15	109	28	170	19	78	16	64	4	8
Robbery	223	63	119	53	98	45	75	42	81	46	3	1
Armed Robbery	77	11	46	14	40	14	26	19	38	20	1	0
Unarmed Robbery	146	52	73	39	58	31	49	23	43	26	2	1
Other Offences Against the Person	108	146	106	146	214	268	213	213	192	119	9	12
Kidnapping & Abduction etc.	16	19	11	23	9	24	9	10	14	10	0	0
Extortion	4	2	5	2	10	7	9	4	5	7	0	0
Stalking	10	49	16	53	32	97	41	79	31	47	1	4
Life Endangering Acts	78	76	74	68	163	140	154	120	142	55	8	8
Offences Against the Person	2059	1651	1891	1371	3061	2119	2067	1325	1524	793	49	51

* Those victims whose sex was not stated have not been included.

Victims of Crime

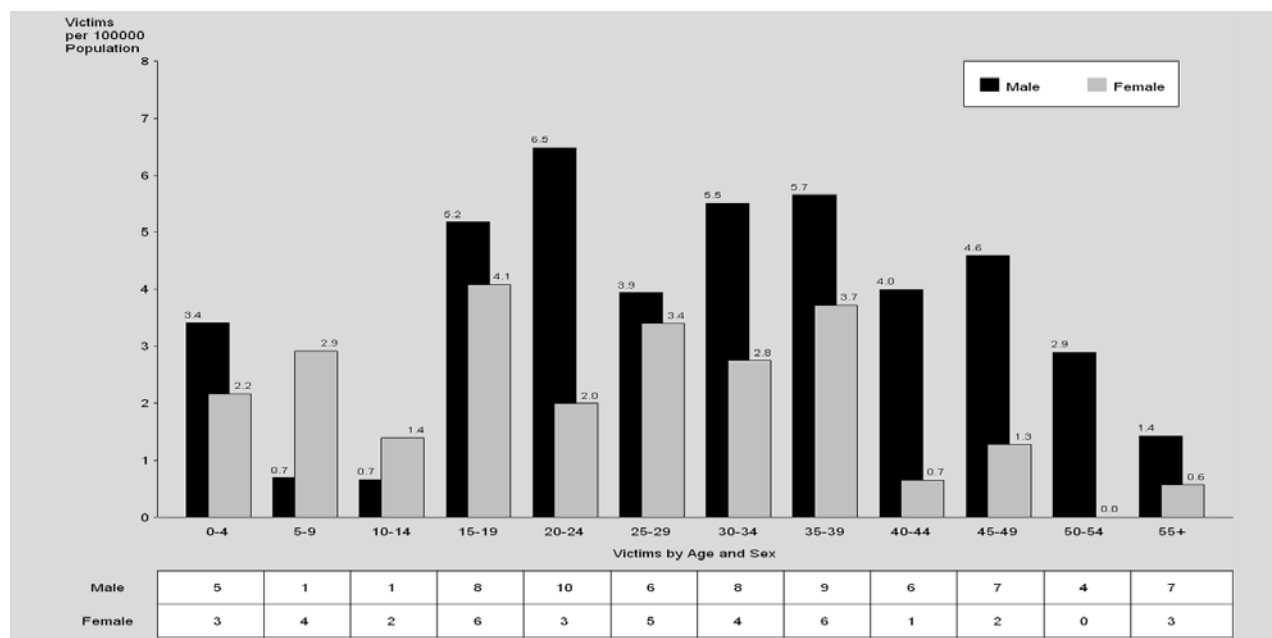
Homicide (Murder) - 2008/09*



Low rates of victimisation for Homicide (Murder) offences mean that rates fluctuate across age groups and from year to year. In 2008/09, males (aged forty-five to forty-nine years were most

likely to be victims of Homicide (Murder). Overall, 67% of victims were male. Forty-nine percent of all victims were aged between Thirty and forty-nine years.

Other Homicide - 2008/09*



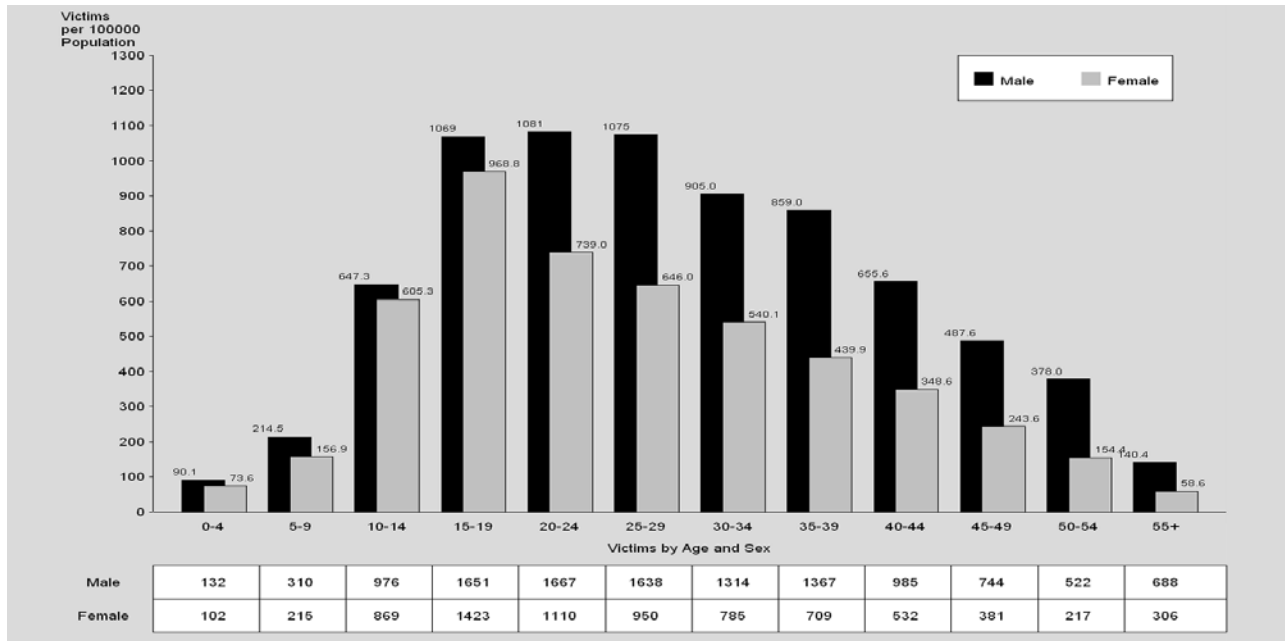
Other Homicide offences are also subject to fluctuations across age groups and from year to year as a result of low rates of victimisation. Males aged twenty to twenty-four were most

likely to be victims. Overall, 65% of victims were male. Of all female victims, those aged fifteen to nineteen years were most likely to be victims of Other Homicide.

* Only those offences where the victim's age and sex were identified are included.

Victims of Crime

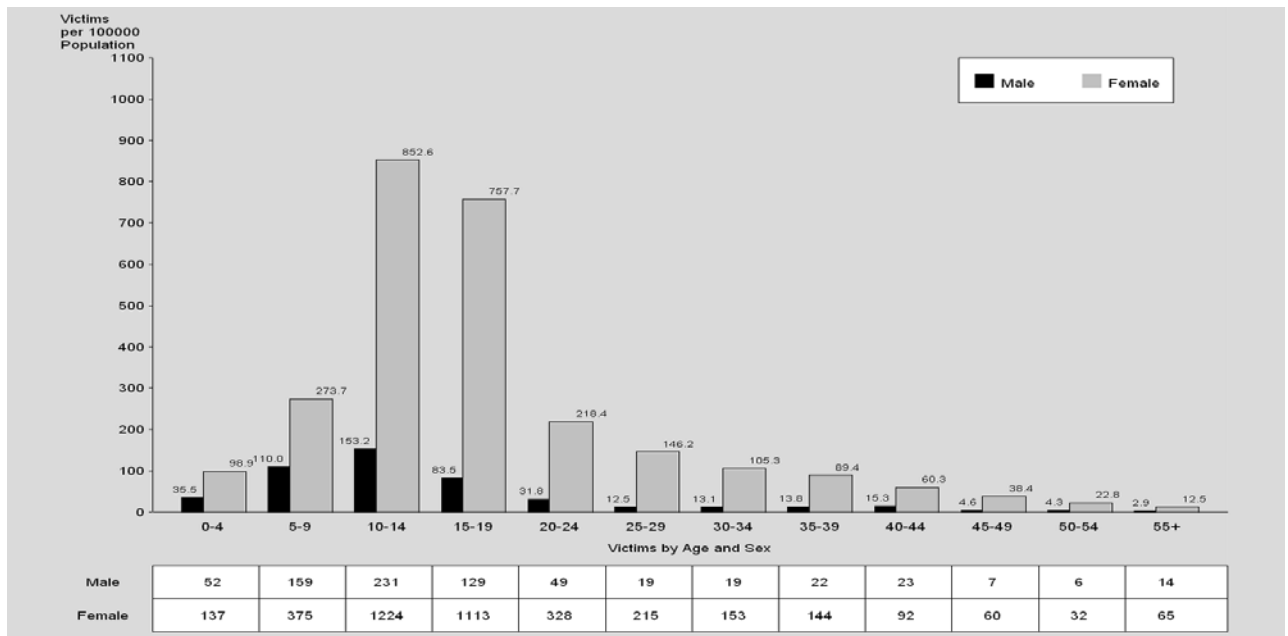
Assault - 2008/09*



For every age cohort, males were more likely to be victims of Assault than females (61% of victims were male). Males aged fifteen to twenty-nine years were most likely to be victims. More females aged fifteen to nineteen years were victims

compared with females in other age groups. The likelihood of being a victim of Assault decreased with increasing age after nineteen years.

Sexual Offences - 2008/09*



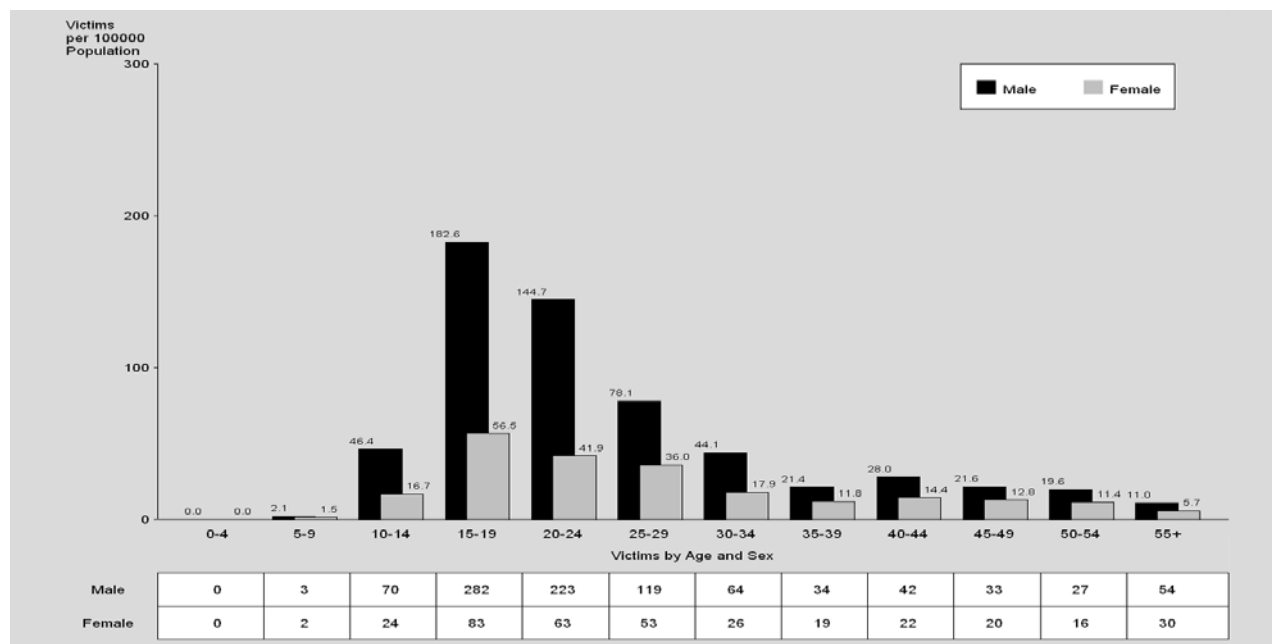
The offence category of Sexual Offences is unique in that the number of female victims far outweighs the number of male victims (84% of victims were female). At every age, females were significantly more likely to be victims than males with

females in the ten to nineteen year age range, the most likely. In fact, at this age females were over six times more likely to be victims of Sexual Offences than males.

* Only those offences where the victim's age and sex were identified are included.

Victims of Crime

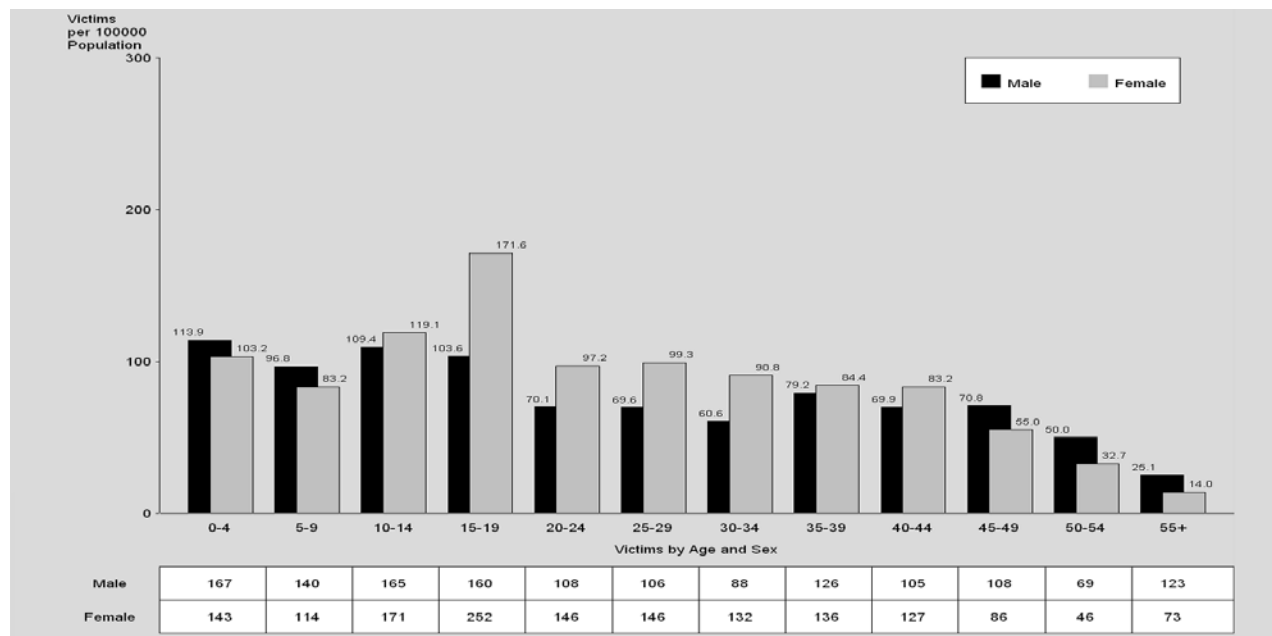
Robbery - 2008/09*



As with most other Offences Against the Person, males were significantly more likely to be victims of Robbery than females (73% of victims were male). Males aged fifteen to twenty-four years were most likely to be victims. After the age of

twenty-four years, the likelihood of being a victim decreased significantly with increasing age. Note that Robbery is unique in that a large proportion of victims are companies not individuals.

Other Offences Against the Person - 2008/09*



Other Offences Against the Person is an amalgam of a number of different offence types including Ill Treatment of Children, Stalking, Armed to Cause Fear, etc. This offence category, like Sexual Offences, is unique in that females are more likely to be

victims than males. Females aged ten to twenty-nine years are the most likely victims of this offence type, making up 24% of total victims.

* Only those offences where the victim's age and sex were identified are included.