

Offender/Victim Relationships

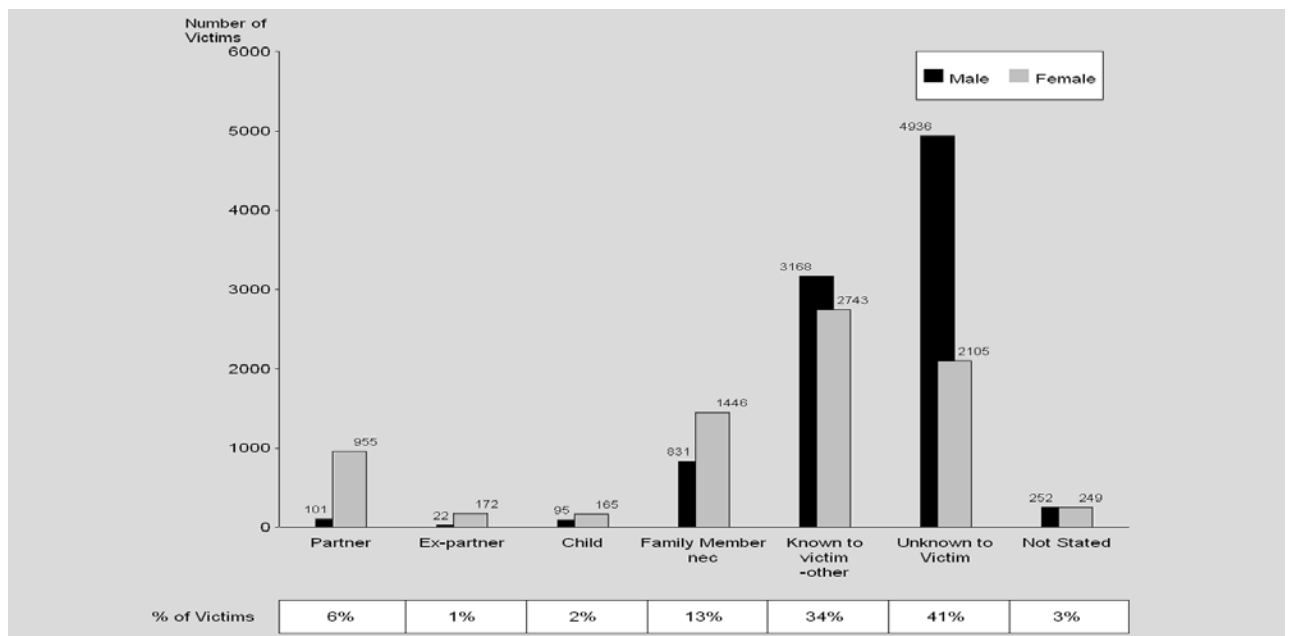
This section provides details of the types of relationships between offenders and victims for all Offences Against the Person. Hence, only those offences that have been cleared are included in this section.

The statistics in this section are counts of victims, rather than offenders or relationships. They do not provide a unique victim count as one person may be counted several times if they were the victim of more than one offence.

The relationship classifications used are derived from those used by the Australian Bureau of Statistics in Recorded Crime Australia (4510.0).

As recorded in the graph below, the offender was known to the victim in fifty-six percent of the cases where the relationship was identified, including 56% where the offender and victim were related. The remaining 'Known to Victim' classification includes friends, colleagues, and both professional and other acquaintances.

Offences Against the Person* - 2008/09



* Only those offences where the victim's age and sex were identified are included.

Offender/Victim Relationships

Victim by Sex & Relationship to Offender * - 2008/09

Offence	Partner		Ex-Partner		Child		Other Family Member <i>n.e.c.</i>	
	Male	Female	Male	Female	Male	Female	Male	Female
Far Northern Region								
Homicide (Murder)	0	1	0	0	0	0	0	1
Other Homicide	0	2	0	0	1	0	0	2
Attempted Murder	0	2	0	0	1	0	0	2
Manslaughter (excl. by driving)	0	0	0	0	0	0	0	0
Driving Causing Death	0	0	0	0	0	0	0	0
Assault	23	243	2	21	14	16	121	175
Grievous Assault	10	14	0	1	1	0	6	10
Serious Assault	7	158	1	12	2	7	61	64
Serious Assault (Other)	0	5	1	1	0	1	2	7
Common Assault	6	66	0	7	11	8	52	94
Sexual Offences	3	23	0	3	1	0	6	50
Rape and Attempted Rape	0	9	0	3	1	0	1	20
Other Sexual Offences	3	14	0	0	0	0	5	30
Robbery	0	0	0	0	0	1	0	1
Armed Robbery	0	0	0	0	0	0	0	0
Unarmed Robbery	0	0	0	0	0	1	0	1
Other Offences Against the Person	2	10	1	4	8	5	37	38
Kidnapping & Abduction etc.	1	5	0	2	0	0	0	0
Extortion	0	0	0	0	0	0	0	0
Stalking	0	1	1	0	0	0	0	2
Life Endangering Acts	1	4	0	2	8	5	37	36
Offences Against the Person	28	279	3	28	24	22	164	267
Northern Region								
Homicide (Murder)	0	0	0	0	0	0	0	0
Other Homicide	1	1	0	0	0	0	0	0
Attempted Murder	0	1	0	0	0	0	0	0
Manslaughter (excl. by driving)	1	0	0	0	0	0	0	0
Driving Causing Death	0	0	0	0	0	0	0	0
Assault	26	145	0	13	5	7	70	95
Grievous Assault	19	11	0	3	1	0	10	10
Serious Assault	4	102	0	9	1	3	41	46
Serious Assault (Other)	0	1	0	0	1	2	1	3
Common Assault	3	31	0	1	2	2	18	36
Sexual Offences	0	4	0	3	1	1	5	36
Rape and Attempted Rape	0	2	0	2	1	0	1	12
Other Sexual Offences	0	2	0	1	0	1	4	24
Robbery	0	0	0	1	0	0	0	0
Armed Robbery	0	0	0	1	0	0	0	0
Unarmed Robbery	0	0	0	0	0	0	0	0
Other Offences Against the Person	1	5	0	2	11	5	33	36
Kidnapping & Abduction etc.	0	2	0	1	0	0	0	0
Extortion	0	0	0	0	0	0	0	0
Stalking	0	2	0	1	0	0	0	1
Life Endangering Acts	1	1	0	0	11	5	33	35
Offences Against the Person	28	155	0	19	17	13	108	167
Central Region								
Homicide (Murder)	1	4	0	0	0	0	0	0
Other Homicide	0	0	0	0	0	0	0	1
Attempted Murder	0	0	0	0	0	0	0	1
Manslaughter (excl. by driving)	0	0	0	0	0	0	0	0
Driving Causing Death	0	0	0	0	0	0	0	0
Assault	6	78	2	10	4	13	43	67
Grievous Assault	3	6	0	1	0	0	2	0
Serious Assault	1	45	1	7	1	7	20	29
Serious Assault (Other)	0	0	0	0	0	0	2	4
Common Assault	2	27	1	2	3	6	19	34
Sexual Offences	1	6	0	1	1	3	11	62
Rape and Attempted Rape	0	2	0	1	0	0	3	11
Other Sexual Offences	1	4	0	0	1	3	8	51
Robbery	0	1	0	0	0	0	0	0
Armed Robbery	0	0	0	0	0	0	0	0
Unarmed Robbery	0	1	0	0	0	0	0	0
Other Offences Against the Person	0	5	0	6	2	3	8	8
Kidnapping & Abduction etc.	0	1	0	2	0	1	0	1
Extortion	0	0	0	0	0	0	0	0
Stalking	0	2	0	2	0	0	1	0
Life Endangering Acts	0	2	0	2	2	2	7	7
Offences Against the Person	8	94	2	17	7	19	62	138

* Only those victims whose age and sex were identified are included.

Offender/Victim Relationships

*Victim by Sex & Relationship to Offender * - 2008/09*

Offence	Known to Victim - Other		Unknown to Victim		Not Stated		Total	
	Male	Female	Male	Female	Male	Female	Male	Female
Far Northern Region								
Homicide (Murder)	1	0	1	1	0	0	2	3
Other Homicide	2	2	1	1	0	2	4	9
Attempted Murder	1	2	0	0	0	0	2	6
Manslaughter (excl. by driving)	0	0	0	0	0	0	0	0
Driving Causing Death	1	0	1	1	0	2	2	3
Assault	328	256	440	169	9	20	937	900
Grievous Assault	24	4	28	4	0	0	69	33
Serious Assault	128	118	125	56	2	8	326	423
Serious Assault (Other)	36	20	70	17	0	1	109	52
Common Assault	140	114	217	92	7	11	433	392
Sexual Offences	26	119	13	76	9	15	58	286
Rape and Attempted Rape	3	30	2	18	1	1	8	81
Other Sexual Offences	23	89	11	58	8	14	50	205
Robbery	2	2	22	13	0	0	24	17
Armed Robbery	1	1	5	2	0	0	6	3
Unarmed Robbery	1	1	17	11	0	0	18	14
Other Offences Against the Person	17	16	14	17	10	8	89	98
Kidnapping & Abduction etc.	1	1	1	7	0	0	3	15
Extortion	0	0	0	0	0	0	0	0
Stalking	1	7	1	4	0	1	3	15
Life Endangering Acts	15	8	12	6	10	7	83	68
Offences Against the Person	376	395	491	277	28	45	1114	1313
Northern Region								
Homicide (Murder)	1	1	1	0	0	0	2	1
Other Homicide	2	2	6	2	0	0	9	5
Attempted Murder	1	2	5	1	0	0	6	4
Manslaughter (excl. by driving)	0	0	0	0	0	0	1	0
Driving Causing Death	1	0	1	1	0	0	2	1
Assault	280	245	408	180	8	7	797	692
Grievous Assault	20	9	23	8	0	0	73	41
Serious Assault	102	116	105	39	6	5	259	320
Serious Assault (Other)	38	23	73	22	0	0	113	51
Common Assault	120	97	207	111	2	2	352	280
Sexual Offences	14	61	12	48	3	8	35	161
Rape and Attempted Rape	2	17	3	10	0	1	7	44
Other Sexual Offences	12	44	9	38	3	7	28	117
Robbery	1	2	20	5	0	0	21	8
Armed Robbery	0	0	6	0	0	0	6	1
Unarmed Robbery	1	2	14	5	0	0	15	7
Other Offences Against the Person	16	17	25	15	14	16	100	96
Kidnapping & Abduction etc.	0	1	2	1	0	0	2	5
Extortion	0	1	1	0	1	1	2	2
Stalking	0	4	1	8	0	1	1	17
Life Endangering Acts	16	11	21	6	13	14	95	72
Offences Against the Person	314	328	472	250	25	31	964	963
Central Region								
Homicide (Murder)	0	0	1	0	0	0	2	4
Other Homicide	4	0	2	0	0	0	6	1
Attempted Murder	3	0	2	0	0	0	5	1
Manslaughter (excl. by driving)	0	0	0	0	0	0	0	0
Driving Causing Death	1	0	0	0	0	0	1	0
Assault	287	192	405	163	14	7	761	530
Grievous Assault	26	2	28	4	2	0	61	13
Serious Assault	122	74	100	40	6	1	251	203
Serious Assault (Other)	34	17	68	30	1	0	105	51
Common Assault	105	99	209	89	5	6	344	263
Sexual Offences	23	83	6	35	2	5	44	195
Rape and Attempted Rape	2	23	0	1	0	0	5	38
Other Sexual Offences	21	60	6	34	2	5	39	157
Robbery	2	3	4	0	0	1	6	5
Armed Robbery	0	1	2	0	0	1	2	2
Unarmed Robbery	2	2	2	0	0	0	4	3
Other Offences Against the Person	23	30	15	8	5	10	53	70
Kidnapping & Abduction etc.	1	3	3	1	0	0	4	9
Extortion	0	0	0	0	0	0	0	0
Stalking	4	16	2	3	0	3	7	26
Life Endangering Acts	18	11	10	4	5	7	42	35
Offences Against the Person	339	308	433	206	21	23	872	805

* Only those victims whose age and sex were identified are included.

Offender/Victim Relationships

Victim by Sex & Relationship to Offender * - 2008/09

Offence	Partner		Ex-Partner		Child		Other Family Member <i>n.e.c.</i>	
	Male	Female	Male	Female	Male	Female	Male	Female
North Coast Region								
Homicide (Murder)	0	1	0	0	0	0	0	0
Other Homicide	0	0	0	0	0	0	3	0
Attempted Murder	0	0	0	0	0	0	3	0
Manslaughter (excl. by driving)	0	0	0	0	0	0	0	0
Driving Causing Death	0	0	0	0	0	0	0	0
Assault	3	110	6	17	9	27	74	78
Grievous Assault	3	1	0	1	0	1	5	1
Serious Assault	0	78	0	11	4	11	36	33
Serious Assault (Other)	0	0	1	0	0	7	0	4
Common Assault	0	31	5	5	5	8	33	40
Sexual Offences	2	15	0	2	0	3	21	81
Rape and Attempted Rape	0	6	0	2	0	1	7	25
Other Sexual Offences	2	9	0	0	0	2	14	56
Robbery	0	1	0	0	0	0	1	0
Armed Robbery	0	0	0	0	0	0	1	0
Unarmed Robbery	0	1	0	0	0	0	0	0
Other Offences Against the Person	0	8	0	5	1	1	15	26
Kidnapping & Abduction etc.	0	2	0	2	0	0	0	1
Extortion	0	0	0	0	0	0	0	0
Stalking	0	3	0	1	0	0	0	0
Life Endangering Acts	0	3	0	2	1	1	15	25
Offences Against the Person	5	135	6	24	10	31	114	185
Southern Region								
Homicide (Murder)	0	1	0	0	0	0	0	0
Other Homicide	0	0	0	0	0	0	2	0
Attempted Murder	0	0	0	0	0	0	2	0
Manslaughter (excl. by driving)	0	0	0	0	0	0	0	0
Driving Causing Death	0	0	0	0	0	0	0	0
Assault	4	62	2	20	9	15	43	59
Grievous Assault	1	4	0	0	0	0	2	0
Serious Assault	3	35	1	12	5	6	24	33
Serious Assault (Other)	0	1	0	0	2	2	1	3
Common Assault	0	22	1	8	2	7	16	23
Sexual Offences	0	13	0	1	0	2	21	94
Rape and Attempted Rape	0	2	0	1	0	0	4	35
Other Sexual Offences	0	11	0	0	0	2	17	59
Robbery	0	0	0	0	0	0	0	0
Armed Robbery	0	0	0	0	0	0	0	0
Unarmed Robbery	0	0	0	0	0	0	0	0
Other Offences Against the Person	0	5	2	9	0	2	26	18
Kidnapping & Abduction etc.	0	0	0	4	0	1	1	3
Extortion	0	0	0	0	0	0	0	0
Stalking	0	3	1	3	0	0	0	1
Life Endangering Acts	0	2	1	2	0	1	25	14
Offences Against the Person	4	81	4	30	9	19	92	171
South Eastern Region								
Homicide (Murder)	1	0	0	0	0	0	1	0
Other Homicide	0	0	0	0	0	0	1	1
Attempted Murder	0	0	0	0	0	0	1	1
Manslaughter (excl. by driving)	0	0	0	0	0	0	0	0
Driving Causing Death	0	0	0	0	0	0	0	0
Assault	16	78	3	19	11	24	103	106
Grievous Assault	4	7	1	0	0	0	4	0
Serious Assault	9	52	1	14	3	10	38	35
Serious Assault (Other)	1	2	0	1	2	2	4	1
Common Assault	2	17	1	4	6	12	57	70
Sexual Offences	0	7	0	2	0	2	25	103
Rape and Attempted Rape	0	2	0	2	0	0	12	29
Other Sexual Offences	0	5	0	0	0	2	13	74
Robbery	0	1	0	1	0	0	0	0
Armed Robbery	0	0	0	0	0	0	0	0
Unarmed Robbery	0	1	0	1	0	0	0	0
Other Offences Against the Person	1	8	0	4	3	5	31	30
Kidnapping & Abduction etc.	0	2	0	1	0	0	0	2
Extortion	0	0	0	0	0	0	0	0
Stalking	0	1	0	2	0	0	0	0
Life Endangering Acts	1	5	0	1	3	5	31	28
Offences Against the Person	18	94	3	26	14	31	161	240

* Only those victims whose age and sex were identified are included.

Offender/Victim Relationships

*Victim by Sex & Relationship to Offender * - 2008/09*

Offence	Known to Victim - Other		Unknown to Victim		Not Stated		Total	
	Male	Female	Male	Female	Male	Female	Male	Female
North Coast Region								
Homicide (Murder)	1	0	6	0	0	0	7	1
Other Homicide	4	0	7	3	2	1	16	4
Attempted Murder	4	0	4	0	0	0	11	0
Manslaughter (excl. by driving)	0	0	0	0	0	0	0	0
Driving Causing Death	0	0	3	3	2	1	5	4
Assault	480	282	650	206	21	13	1243	733
Grievous Assault	30	6	40	4	1	0	79	14
Serious Assault	209	130	232	86	12	3	493	352
Serious Assault (Other)	47	18	83	14	2	1	133	44
Common Assault	194	128	295	102	6	9	538	323
Sexual Offences	43	169	15	58	2	11	83	339
Rape and Attempted Rape	4	30	0	14	0	1	11	79
Other Sexual Offences	39	139	15	44	2	10	72	260
Robbery	8	2	33	4	1	0	43	7
Armed Robbery	0	1	10	0	0	0	11	1
Unarmed Robbery	8	1	23	4	1	0	32	6
Other Offences Against the Person	35	35	34	31	9	13	94	119
Kidnapping & Abduction etc.	5	1	1	3	0	1	6	10
Extortion	0	0	1	1	0	1	1	2
Stalking	6	18	5	14	2	5	13	41
Life Endangering Acts	24	16	27	13	7	6	74	66
Offences Against the Person	571	488	745	302	35	38	1486	1203
Southern Region								
Homicide (Murder)	1	0	1	0	0	0	2	1
Other Homicide	5	0	1	2	1	0	9	2
Attempted Murder	5	0	0	0	0	0	7	0
Manslaughter (excl. by driving)	0	0	1	0	0	0	1	0
Driving Causing Death	0	0	0	2	1	0	1	2
Assault	374	213	435	157	12	7	879	533
Grievous Assault	27	2	23	2	2	0	55	8
Serious Assault	183	102	149	62	3	2	368	252
Serious Assault (Other)	30	8	60	20	4	2	97	36
Common Assault	134	101	203	73	3	3	359	237
Sexual Offences	40	127	13	55	0	13	74	305
Rape and Attempted Rape	8	22	1	7	0	2	13	69
Other Sexual Offences	32	105	12	48	0	11	61	236
Robbery	9	2	34	11	1	1	44	14
Armed Robbery	6	1	14	3	1	1	21	5
Unarmed Robbery	3	1	20	8	0	0	23	9
Other Offences Against the Person	37	25	20	15	6	11	91	85
Kidnapping & Abduction etc.	2	2	1	2	0	1	4	13
Extortion	0	0	0	0	2	0	2	0
Stalking	6	10	1	4	0	4	8	25
Life Endangering Acts	29	13	18	9	4	6	77	47
Offences Against the Person	466	367	504	240	20	32	1099	940
South Eastern Region								
Homicide (Murder)	3	1	5	2	0	0	10	3
Other Homicide	3	0	2	1	0	1	6	3
Attempted Murder	3	0	2	0	0	0	6	1
Manslaughter (excl. by driving)	0	0	0	0	0	0	0	0
Driving Causing Death	0	0	0	1	0	1	0	2
Assault	357	226	710	172	21	10	1221	635
Grievous Assault	32	1	54	5	0	0	95	13
Serious Assault	149	88	267	53	12	0	479	252
Serious Assault (Other)	42	24	111	23	0	0	160	53
Common Assault	134	113	278	91	9	10	487	317
Sexual Offences	26	94	12	47	2	15	65	270
Rape and Attempted Rape	2	22	2	15	1	2	17	72
Other Sexual Offences	24	72	10	32	1	13	48	198
Robbery	13	3	73	30	2	0	88	35
Armed Robbery	4	1	28	14	0	0	32	15
Unarmed Robbery	9	2	45	16	2	0	56	20
Other Offences Against the Person	34	40	57	32	19	11	145	130
Kidnapping & Abduction etc.	4	8	8	3	0	1	12	17
Extortion	1	0	1	0	0	0	2	0
Stalking	6	19	4	7	0	2	10	31
Life Endangering Acts	23	13	44	22	19	8	121	82
Offences Against the Person	436	364	859	284	44	37	1535	1076

* Only those victims whose age and sex were identified are included.

Offender/Victim Relationships

Victim by Sex & Relationship to Offender * - 2008/09

Offence	Partner		Ex-Partner		Child		Other Family Member <i>n.e.c.</i>	
	Male	Female	Male	Female	Male	Female	Male	Female
Metropolitan North Region								
Homicide (Murder)	0	0	0	0	0	0	0	0
Other Homicide	0	2	0	0	0	0	0	1
Attempted Murder	0	2	0	0	0	0	0	1
Manslaughter (excl. by driving)	0	0	0	0	0	0	0	0
Driving Causing Death	0	0	0	0	0	0	0	0
Assault	3	35	3	7	6	15	36	45
Grievous Assault	2	1	0	0	0	0	2	1
Serious Assault	0	22	1	5	3	5	21	23
Serious Assault (Other)	0	0	1	0	0	2	1	1
Common Assault	1	12	1	2	3	8	12	20
Sexual Offences	0	7	0	0	1	1	9	74
Rape and Attempted Rape	0	2	0	0	0	0	1	20
Other Sexual Offences	0	5	0	0	1	1	8	54
Robbery	0	0	0	0	0	0	0	0
Armed Robbery	0	0	0	0	0	0	0	0
Unarmed Robbery	0	0	0	0	0	0	0	0
Other Offences Against the Person	0	7	0	3	1	4	21	7
Kidnapping & Abduction etc.	0	4	0	0	0	1	1	0
Extortion	0	0	0	0	0	0	0	0
Stalking	0	2	0	3	0	1	0	3
Life Endangering Acts	0	1	0	0	1	2	20	4
Offences Against the Person	3	51	3	10	8	20	66	127
Metropolitan South Region								
Homicide (Murder)	0	1	0	0	0	0	0	0
Other Homicide	0	1	0	0	0	0	0	2
Attempted Murder	0	1	0	0	0	0	0	2
Manslaughter (excl. by driving)	0	0	0	0	0	0	0	0
Driving Causing Death	0	0	0	0	0	0	0	0
Assault	6	49	0	13	4	6	32	43
Grievous Assault	1	3	0	0	0	0	1	1
Serious Assault	4	33	0	11	1	0	18	19
Serious Assault (Other)	0	1	0	0	1	3	2	1
Common Assault	1	12	0	2	2	3	11	22
Sexual Offences	1	8	0	0	0	2	11	86
Rape and Attempted Rape	0	1	0	0	0	0	2	36
Other Sexual Offences	1	7	0	0	0	2	9	50
Robbery	0	0	0	0	0	0	0	0
Armed Robbery	0	0	0	0	0	0	0	0
Unarmed Robbery	0	0	0	0	0	0	0	0
Other Offences Against the Person	0	7	1	5	2	2	21	20
Kidnapping & Abduction etc.	0	2	0	1	0	0	1	1
Extortion	0	0	0	1	0	0	0	0
Stalking	0	1	1	3	0	0	0	1
Life Endangering Acts	0	4	0	0	2	2	20	18
Offences Against the Person	7	66	1	18	6	10	64	151
Queensland								
Homicide (Murder)	2	8	0	0	0	0	1	1
Other Homicide	1	6	0	0	1	0	6	7
Attempted Murder	0	6	0	0	1	0	6	7
Manslaughter (excl. by driving)	1	0	0	0	0	0	0	0
Driving Causing Death	0	0	0	0	0	0	0	0
Assault	87	800	18	120	62	123	524	671
Grievous Assault	43	47	1	6	2	1	32	23
Serious Assault	28	525	5	81	20	49	259	283
Serious Assault (Other)	1	10	3	2	6	19	13	24
Common Assault	15	218	9	31	34	54	220	341
Sexual Offences	7	83	0	12	4	14	109	591
Rape and Attempted Rape	0	26	0	11	2	1	31	189
Other Sexual Offences	7	57	0	1	2	13	78	402
Robbery	0	3	0	2	0	1	1	1
Armed Robbery	0	0	0	1	0	0	1	0
Unarmed Robbery	0	3	0	1	0	1	0	1
Other Offences Against the Person	4	55	4	38	28	27	192	183
Kidnapping & Abduction etc.	1	18	0	13	0	3	3	8
Extortion	0	0	0	1	0	0	0	0
Stalking	0	15	3	15	0	1	1	8
Life Endangering Acts	3	22	1	9	28	23	188	167
Offences Against the Person	101	955	22	172	95	165	833	1454

* Only those victims whose age and sex were identified are included.

Offender/Victim Relationships

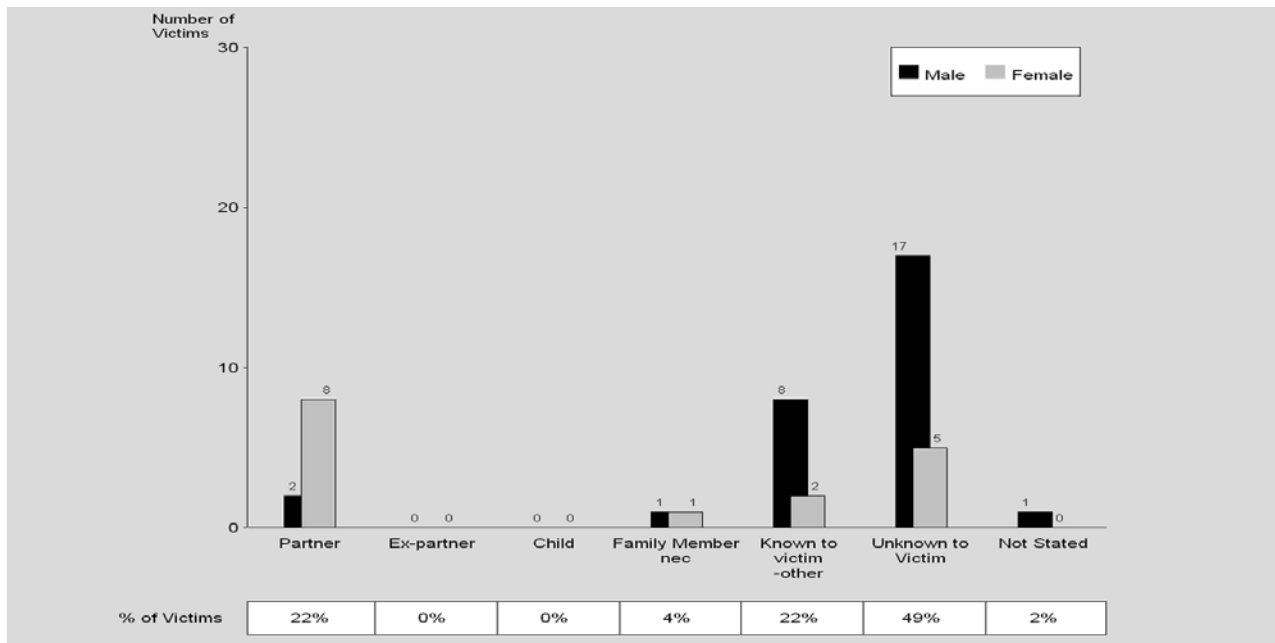
*Victim by Sex & Relationship to Offender * - 2008/09*

Offence	Known to Victim - Other		Unknown to Victim		Not Stated		Total	
	Male	Female	Male	Female	Male	Female	Male	Female
Metropolitan North Region								
Homicide (Murder)	1	0	0	1	1	0	2	1
Other Homicide	4	0	5	1	0	0	9	4
Attempted Murder	2	0	4	1	0	0	6	4
Manslaughter (excl. by driving)	1	0	0	0	0	0	1	0
Driving Causing Death	1	0	1	0	0	0	2	0
Assault	286	128	729	180	19	6	1082	416
Grievous Assault	16	1	29	3	0	0	49	6
Serious Assault	103	51	261	56	7	2	396	164
Serious Assault (Other)	47	8	86	21	0	0	135	32
Common Assault	120	68	353	100	12	4	502	214
Sexual Offences	24	104	17	99	3	12	54	297
Rape and Attempted Rape	4	26	0	10	0	0	5	58
Other Sexual Offences	20	78	17	89	3	12	49	239
Robbery	16	8	51	24	4	2	71	34
Armed Robbery	6	3	22	6	1	1	29	10
Unarmed Robbery	10	5	29	18	3	1	42	24
Other Offences Against the Person	32	19	27	32	13	9	94	81
Kidnapping & Abduction etc.	4	1	2	5	0	0	7	11
Extortion	0	0	1	0	1	0	2	0
Stalking	11	8	0	13	2	2	13	32
Life Endangering Acts	17	10	24	14	10	7	72	38
Offences Against the Person	363	259	829	337	40	29	1312	833
Metropolitan South Region								
Homicide (Murder)	0	0	2	1	0	0	2	2
Other Homicide	2	2	4	1	1	0	7	6
Attempted Murder	2	2	2	1	1	0	5	6
Manslaughter (excl. by driving)	0	0	0	0	0	0	0	0
Driving Causing Death	0	0	2	0	0	0	2	0
Assault	248	120	463	111	17	4	770	346
Grievous Assault	24	1	28	1	1	0	55	6
Serious Assault	95	41	154	33	7	2	279	139
Serious Assault (Other)	31	17	78	16	4	0	116	38
Common Assault	98	61	203	61	5	2	320	163
Sexual Offences	18	86	9	41	8	4	47	227
Rape and Attempted Rape	1	17	1	10	1	0	5	64
Other Sexual Offences	17	69	8	31	7	4	42	163
Robbery	4	4	76	27	6	0	86	31
Armed Robbery	1	0	34	5	1	0	36	5
Unarmed Robbery	3	4	42	22	5	0	50	26
Other Offences Against the Person	31	22	49	28	7	6	111	90
Kidnapping & Abduction etc.	0	2	11	4	1	0	13	10
Extortion	2	4	2	1	2	1	6	7
Stalking	2	6	8	10	1	3	12	24
Life Endangering Acts	27	10	28	13	3	2	80	49
Offences Against the Person	303	234	603	209	39	14	1023	702
Queensland								
Homicide (Murder)	8	2	17	5	1	0	29	16
Other Homicide	26	6	28	11	4	4	66	34
Attempted Murder	21	6	19	3	1	0	48	22
Manslaughter (excl. by driving)	1	0	1	0	0	0	3	0
Driving Causing Death	4	0	8	8	3	4	15	12
Assault	2641	1666	4242	1340	121	74	7695	4794
Grievous Assault	199	26	253	31	6	0	536	134
Serious Assault	1091	722	1393	426	55	23	2851	2109
Serious Assault (Other)	306	137	629	163	11	4	969	359
Common Assault	1045	781	1967	720	49	47	3339	2192
Sexual Offences	215	846	97	459	29	83	461	2088
Rape and Attempted Rape	26	188	9	85	3	7	71	507
Other Sexual Offences	189	658	88	374	26	76	390	1581
Robbery	55	26	313	114	14	4	383	151
Armed Robbery	18	8	121	30	3	3	143	42
Unarmed Robbery	37	18	192	84	11	1	240	109
Other Offences Against the Person	225	204	242	178	83	84	778	769
Kidnapping & Abduction etc.	17	19	29	26	1	3	51	90
Extortion	3	5	6	2	6	3	15	11
Stalking	36	88	23	63	5	21	68	211
Life Endangering Acts	169	92	184	87	71	57	644	457
Offences Against the Person	3170	2750	4939	2107	252	249	9412	7852

* Only those victims whose age and sex were identified are included.

Offender/Victim Relationships

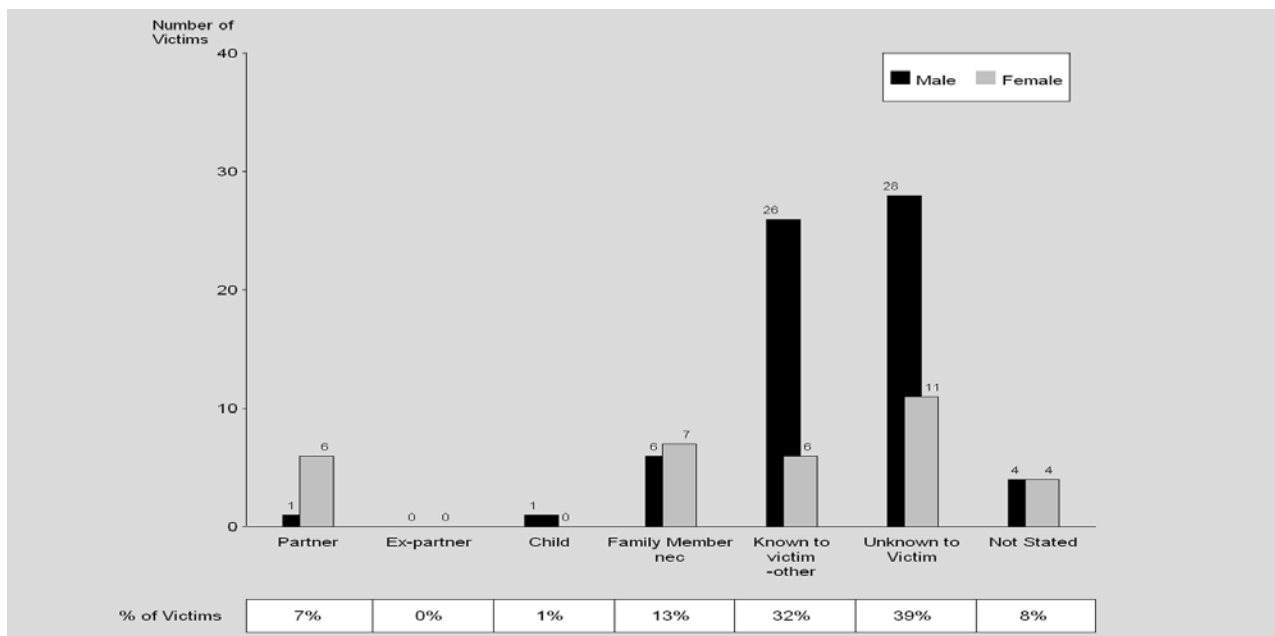
Homicide (Murder)* - 2008/09



For approximately 48% of Homicide (Murder) offences, the offender was known to the victim. Twenty-six percent of victims were from the same family as the offender, and this includes

partners, spouses, children, siblings, grandparents, aunts, uncles and other familial relationships.

Other Homicide* - 2008/09



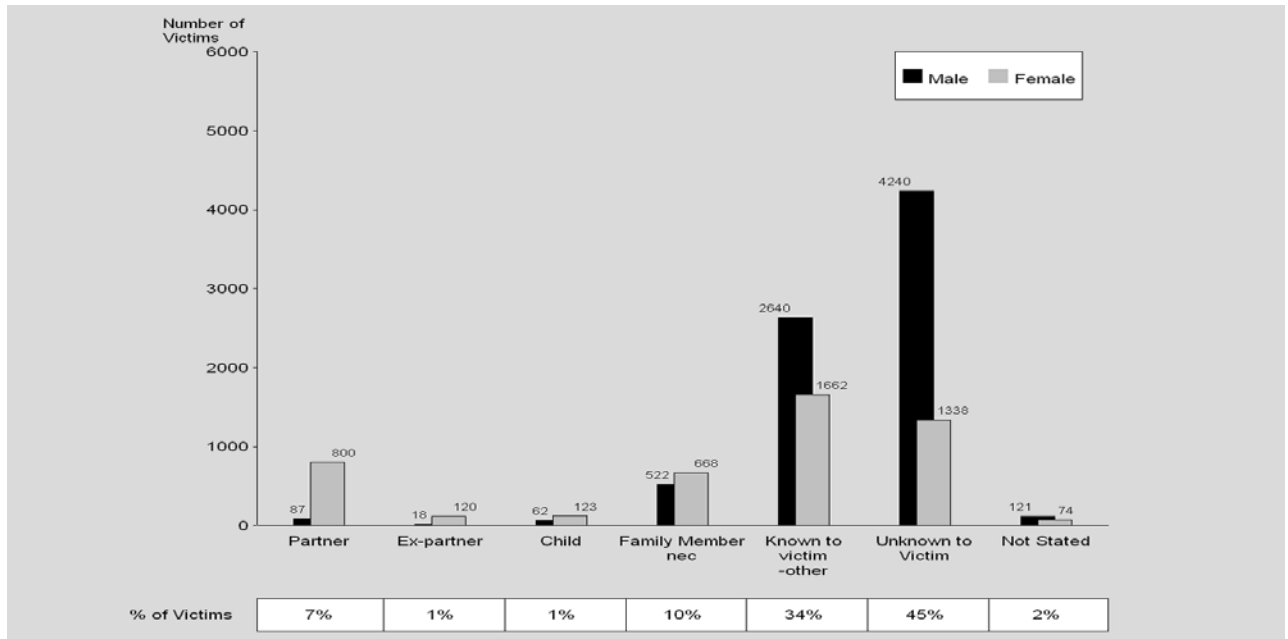
In 53% of Other Homicide cases, the offender was known to the victim. Of these cases, 40% were committed by a family member. A further 32% of all victims were known to

the offender either as friends, acquaintances, neighbours or colleagues.

* Only those offences where the victim's age and sex were identified are included.
 Note: Percentages have been rounded to the nearest whole number. Therefore, although the percentages are correct, they do not add to 100%.

Offender/Victim Relationships

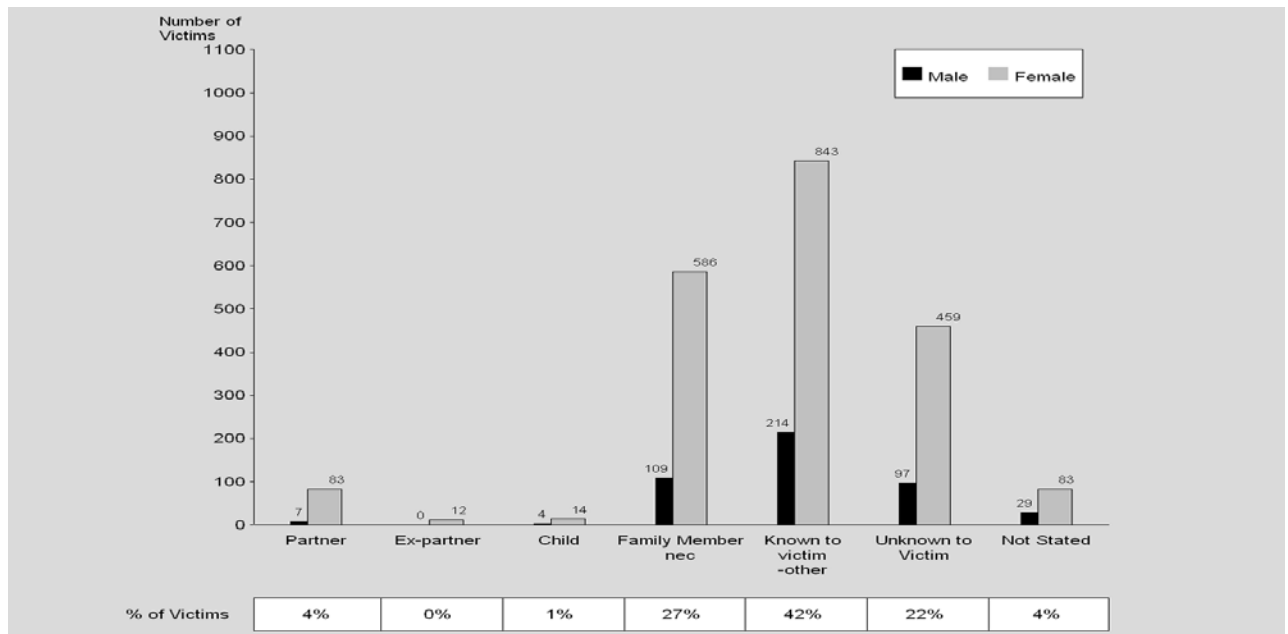
Assault* - 2008/09



For all victims of Assault, 45% were not known to the offender. In 19% of cases, the offender was a family member and a

further 34% were known to the offender either as friends, acquaintances, neighbours or colleagues.

Sexual Offences* - 2008/09



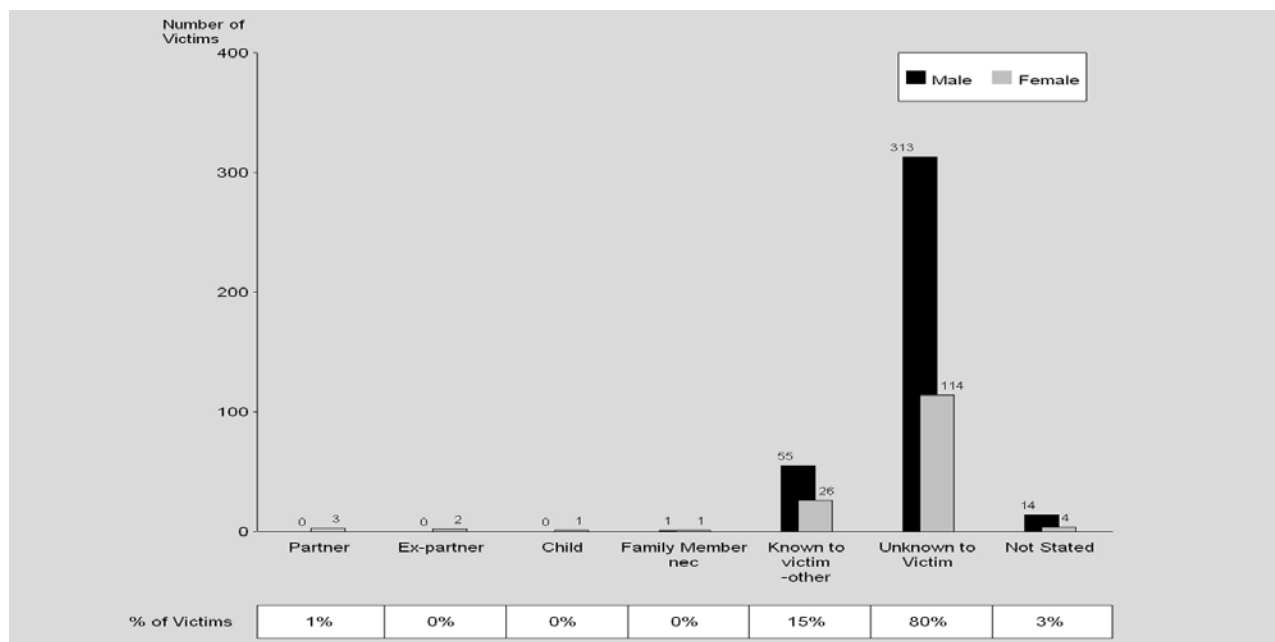
For a substantial proportion of victims of Sexual Offences (approx. 74%), the offender was known to the victim. A large proportion of victims (32%) were of the same family as

the offender while 42% were either acquaintances, friends, neighbours or colleagues.

* Only those offences where the victim's age and sex were identified are included.

Offender/Victim Relationships

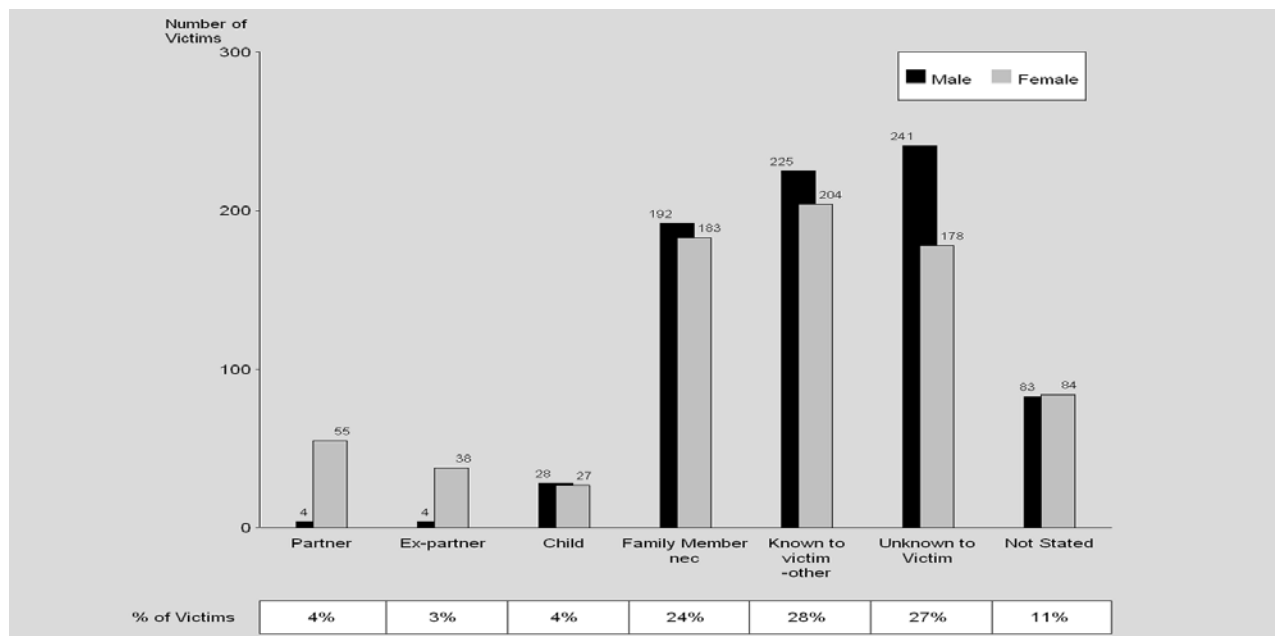
Robbery* - 2008/09



Approximately 3% of Robbery offences, the offender/victim relationships were listed as 'Not Stated' due to the fact that the victim's relationship was not recorded on the administrative

system. In most cases (80%), the offender was not known to the victim. Robbery is unique in that very few offences are committed by family members.

Other Offences Against the Person* - 2008/09



Approximately 11% of Other Offences Against the Person offences, the offender/victim relationships were listed as 'Not Stated'. Of those relationships that were recorded, 27%

involved situations where the offender was not known to the victim. Approximately 35% involved offenders who were related to the victim and 28% who were known to the victim.

* Only those offences where the victim's age and sex were identified are included.
 Note: Percentages have been rounded to the nearest whole number. Therefore, although the percentages are correct, they do not add to 100%.