

Offenders

The tables and graphs in this section provide information on persons responsible for offences. It is important to note that Queensland Police Service offender statistics are based on offence counts and do not and can not refer to individuals. Rather, offender data refers to the number of offences cleared or solved through an action against an offender. As such, offender data does not equate to a unique offender count nor does it equate to the number of offences cleared. For example, an offender charged with Motor Vehicle Theft, Unlawful Entry, Assault and Other Theft (excl. Unlawful Entry) would be included four times in any offender breakdown by age and sex.

Only persons aged ten years and over are deemed to be offenders. Under Queensland law, children under ten are not held criminally responsible, although they may be involved in the commission of an offence.

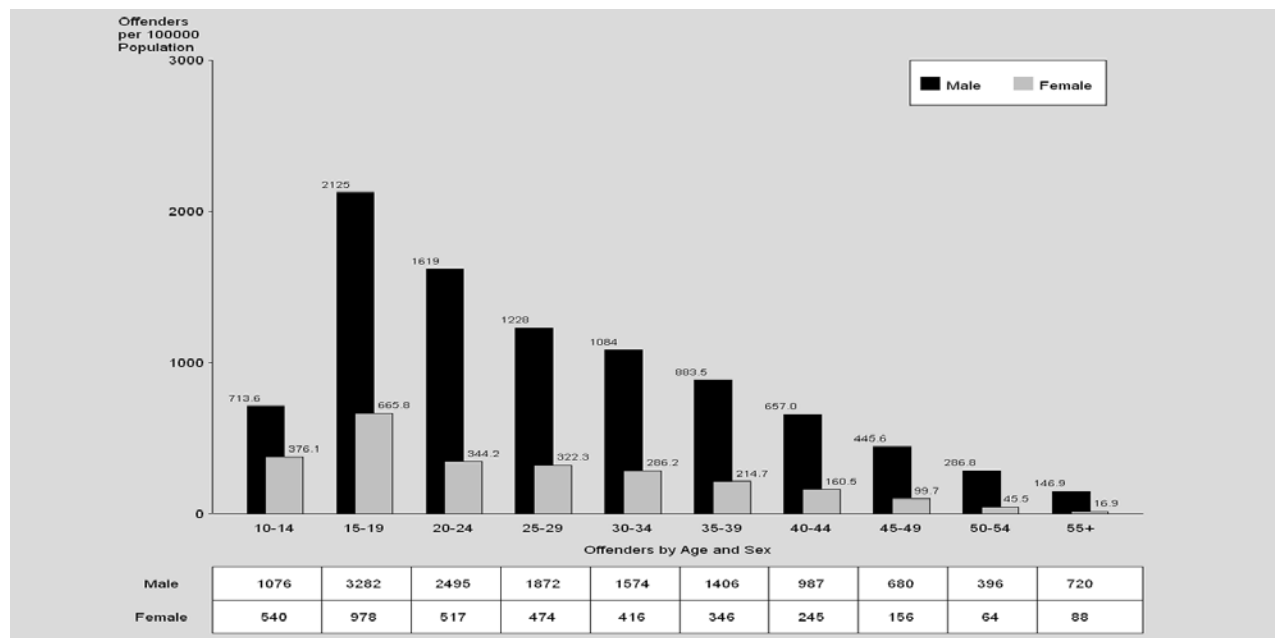
Juvenile offenders are those aged between and including ten and sixteen years.

Offenders have not been included if their age or sex is not specified in Queensland Police Service records. Less than 1% of offenders have been excluded for this reason.

The Australian Bureau of Statistics' Population by Age and Sex, Australian States and Territories, June 2008 (3201.0) was used to calculate the number of offenders per 100,000 persons.

The reference date used to generate offender statistics for the year under review is the date an action commenced. As such, offenders proceeded against for matters reported in previous periods will be included in the following tables and graphs.

Offences Against the Person - 2008/09*



* Only those offenders whose age and sex were identified are included.

Offenders

Queensland by Age and Sex - 2008/09*

Offence	10-14		15		16		17		18		19	
	Male	Female	Male	Female	Male	Female	Male	Female	Male	Female	Male	Female
Homicide (Murder)	2	0	2	0	1	0	6	1	1	0	4	0
Other Homicide	2	0	2	0	2	0	4	0	4	0	2	1
Attempted Murder	2	0	2	0	2	0	3	0	2	0	2	0
Conspiracy to Murder	0	0	0	0	0	0	0	0	0	0	0	0
Manslaughter (excl. by driving)	0	0	0	0	0	0	0	0	1	0	0	0
Driving Causing Death	0	0	0	0	0	0	1	0	1	0	0	1
Assault	631	441	378	191	438	211	413	154	482	138	428	137
Grievous Assault	19	3	19	3	34	4	45	5	44	5	54	4
Serious Assault	278	196	201	96	202	94	207	72	232	56	197	49
Serious Assault (Other)	66	24	24	13	35	16	32	12	30	12	34	14
Common Assault	268	218	134	79	167	97	129	65	176	65	143	70
Sexual Offences	231	36	96	10	87	3	88	4	77	3	62	1
Rape and Attempted Rape	30	0	20	0	9	0	23	0	22	1	9	0
Other Sexual Offences	201	36	76	10	78	3	65	4	55	2	53	1
Robbery	124	32	102	43	86	12	101	12	98	6	75	4
Armed Robbery	50	8	46	9	39	5	47	5	54	3	48	1
Unarmed Robbery	74	24	56	34	47	7	54	7	44	3	27	3
Other Offences Against the Person	86	31	36	11	64	12	50	12	49	6	44	6
Kidnapping & Abduction etc.	5	0	4	1	2	1	8	1	2	0	8	0
Extortion	1	0	0	0	0	1	1	0	1	0	1	0
Stalking	9	3	1	5	10	1	5	3	6	0	1	0
Life Endangering Acts	71	28	31	5	52	9	36	8	40	6	34	6
Offences Against the Person	1076	540	616	255	678	238	662	183	711	153	615	149
Unlawful Entry	1731	321	1250	128	1243	92	996	97	802	63	770	69
Unlawful Entry With Intent - Dwelling **	568	161	572	59	614	40	493	52	374	30	395	44
- Without Violence	564	161	563	57	607	38	483	47	350	27	364	39
- With Violence	4	0	9	2	7	2	10	5	24	3	31	5
Unlawful Entry With Intent - Shop	228	31	175	16	166	18	149	20	138	12	111	10
Unlawful Entry With Intent - Other	935	129	503	53	463	34	354	25	290	21	264	15
Arson	58	7	34	3	32	14	23	3	15	1	30	1
Other Property Damage	1879	514	975	165	1057	180	964	127	1161	59	672	64
Unlawful Use of Motor Vehicle ^	382	71	346	58	444	77	349	33	240	21	206	19
Other Theft (excl. Unlawful Entry)	2391	1942	1451	1023	1461	795	1256	534	978	375	904	308
Stealing from Dwellings	133	39	85	26	87	24	42	18	51	20	44	17
Shop Stealing	1109	1721	585	872	582	649	556	433	358	281	290	212
Vehicles (steal from/enter with intent)	525	41	496	40	449	41	344	10	294	11	256	12
Other Stealing	624	141	285	85	343	81	314	73	275	63	314	67
Fraud	44	52	44	48	75	92	183	111	215	137	177	255
Fraud by Computer	2	0	1	0	1	6	4	1	3	1	8	1
Fraud by Cheque	0	0	0	0	1	2	4	1	3	1	4	23
Fraud by Credit Card	15	11	14	8	28	13	26	6	75	40	49	106
Identity Fraud	1	0	0	0	8	11	10	9	9	2	2	5
Other Fraud	26	41	29	40	37	60	139	94	125	93	114	120
Handling Stolen Goods	318	68	159	52	201	56	208	41	178	49	164	60
Possess Property Suspected Stolen	98	24	51	13	67	18	55	19	34	10	50	23
Receiving Stolen Property	101	28	42	19	57	19	46	10	46	10	34	19
Possess etc. Tainted Property	117	16	65	20	77	19	106	11	98	29	79	18
Other Handling Stolen Goods	2	0	1	0	0	0	1	1	0	0	1	0
Offences Against Property	6803	2975	4259	1477	4513	1306	3979	946	3589	705	2923	776
Drug Offences	381	123	483	105	773	194	1195	316	1500	342	1603	418
Prostitution Offences	0	0	0	0	0	0	0	0	0	0	2	0
Liquor (excl. Drunkenness)	80	73	131	75	252	122	207	45	259	45	237	54
Breach Domestic Violence Protection Order	1	0	2	0	10	6	42	8	129	21	155	39
Trespassing and Vagrancy	587	189	341	83	331	73	312	52	271	29	158	39
Weapons Act Offences	139	6	94	11	135	12	143	9	136	10	119	18
Good Order Offences	614	281	655	233	1135	355	1997	440	3214	523	2947	481
Stock Related Offences	0	0	0	0	0	0	0	0	2	0	3	1
Traffic and Related Offences	33	7	62	16	179	45	603	122	1322	259	1648	327
Miscellaneous Offences	146	67	116	25	103	24	93	10	112	4	78	5
Other Offences	1981	746	1884	548	2918	831	4592	1002	6945	1233	6950	1382

* Only those offenders whose age and sex were identified are included.

^ This category includes attempted offences.

** Community By-Law offences cannot be separated into offences with and without violence. As such, sub-categories may not add to the total.

Offenders

Queensland by Age and Sex - 2008/09*

Offence	20-24		25-29		30-39		40-49		50-59		60+	
	Male	Female	Male	Female	Male	Female	Male	Female	Male	Female	Male	Female
Homicide (Murder)	6	0	12	1	19	3	8	0	3	2	2	0
Other Homicide	22	1	15	3	17	6	9	2	9	1	5	2
Attempted Murder	12	0	10	2	14	4	7	0	2	0	3	1
Conspiracy to Murder	0	0	0	0	0	0	0	0	1	0	0	0
Manslaughter (excl. by driving)	1	0	1	1	1	1	0	1	3	0	0	0
Driving Causing Death	9	1	4	0	2	1	2	1	3	1	2	1
Assault	1796	434	1310	358	2043	599	1091	325	340	88	156	36
Grievous Assault	162	21	92	29	104	32	76	15	12	7	5	2
Serious Assault	816	155	591	118	935	203	432	111	121	19	38	7
Serious Assault (Other)	167	35	129	34	215	55	104	43	34	7	21	6
Common Assault	651	223	498	177	789	309	479	156	173	55	92	21
Sexual Offences	198	15	225	7	408	7	329	8	235	0	237	4
Rape and Attempted Rape	60	1	97	0	119	0	97	1	49	0	55	0
Other Sexual Offences	138	14	128	7	289	7	232	7	186	0	182	4
Robbery	258	24	115	35	148	18	28	6	8	1	1	0
Armed Robbery	152	14	72	23	113	10	20	1	8	0	1	0
Unarmed Robbery	106	10	43	12	35	8	8	5	0	1	0	0
Other Offences Against the Person	215	43	195	70	345	129	202	60	78	15	42	3
Kidnapping & Abduction etc.	33	2	27	8	44	3	11	3	5	0	6	0
Extortion	9	1	3	0	10	2	10	1	1	1	0	0
Stalking	18	3	35	5	74	7	43	12	14	2	9	1
Life Endangering Acts	155	37	130	57	217	117	138	44	58	12	27	2
Offences Against the Person	2495	517	1872	474	2980	762	1667	401	673	107	443	45
Unlawful Entry	1959	229	1947	128	1934	206	483	52	73	11	15	4
Unlawful Entry With Intent - Dwelling **	1054	160	1110	89	1020	154	306	43	47	7	11	4
- Without Violence	974	146	1054	84	946	139	266	33	41	7	8	3
- With Violence	80	14	56	5	74	15	40	10	6	0	3	1
Unlawful Entry With Intent - Shop	291	31	306	13	369	17	58	2	2	4	1	0
Unlawful Entry With Intent - Other	614	38	531	26	545	35	119	7	24	0	3	0
Arson	43	3	33	5	35	7	16	4	1	3	4	0
Other Property Damage	1820	244	1111	151	1071	233	376	130	121	22	42	5
Unlawful Use of Motor Vehicle ^	606	60	362	54	353	40	86	7	36	1	6	1
Other Theft (excl. Unlawful Entry)	2701	1114	1850	1026	2347	1150	900	605	278	248	157	154
Stealing from Dwellings	105	37	116	35	90	52	34	15	14	4	2	1
Shop Stealing	914	802	635	529	859	782	441	475	150	195	110	141
Vehicles (steal from/enter with intent)	641	54	428	61	433	31	116	8	25	2	8	0
Other Stealing	1041	221	671	401	965	285	309	107	89	47	37	12
Fraud	1017	470	903	469	1191	756	528	309	161	63	76	15
Fraud by Computer	54	39	18	21	35	38	7	14	0	3	0	0
Fraud by Cheque	75	22	32	32	104	86	72	30	18	4	5	0
Fraud by Credit Card	251	119	255	121	192	160	49	85	22	10	4	0
Identity Fraud	22	9	29	10	22	17	12	2	7	0	11	0
Other Fraud	615	281	569	285	838	455	388	178	114	46	56	15
Handling Stolen Goods	542	167	496	193	651	243	283	98	73	13	10	10
Possess Property Suspected Stolen	135	33	112	39	157	57	62	22	15	7	3	6
Receiving Stolen Property	112	33	88	35	97	53	55	18	16	1	1	0
Possess etc. Tainted Property	287	99	285	117	389	131	164	57	40	5	6	4
Other Handling Stolen Goods	8	2	11	2	8	2	2	1	2	0	0	0
Offences Against Property	8688	2287	6702	2026	7582	2635	2672	1205	743	361	310	189
Drug Offences	7119	1842	5196	1617	7540	2401	3552	1276	1157	287	162	27
Prostitution Offences	17	7	12	26	35	35	42	36	16	4	5	0
Liquor (excl. Drunkenness)	1164	269	973	243	1451	509	1052	425	591	134	90	19
Breach Domestic Violence Protection Order	962	160	1128	151	2379	290	1174	178	340	44	83	6
Trespassing and Vagrancy	568	106	390	84	409	106	281	78	96	28	19	5
Weapons Act Offences	451	43	415	37	554	78	373	46	166	12	117	5
Good Order Offences	10934	1788	6524	1251	6824	1748	3212	1056	1023	211	237	34
Stock Related Offences	16	5	23	6	137	66	192	52	179	38	214	46
Traffic and Related Offences	8086	1763	6303	1312	8100	1901	4431	1369	2162	531	837	141
Miscellaneous Offences	299	27	265	31	360	37	309	37	151	23	91	10
Other Offences	29616	6010	21229	4758	27789	7171	14618	4553	5881	1312	1855	293

* Only those offenders whose age and sex were identified are included.

^ This category includes attempted offences.

** Community By-Law offences cannot be separated into offences with and without violence. As such, sub-categories may not add to the total.

Offenders - Indigenous

Queensland by Type of Action ^ by Age - 2008/09*

Offence	Arrest		Caution		Community Conference		Notice to Appear		Summons		Warrant		Other	
	Juvenile	Adult	Juvenile	Adult	Juvenile	Adult	Juvenile	Adult	Juvenile	Adult	Juvenile	Adult	Juvenile	Adult
Homicide (Murder)	1	5	0	0	0	0	0	0	0	0	0	0	0	0
Other Homicide	0	15	0	0	0	0	0	2	0	0	0	1	0	0
Attempted Murder	0	11	0	0	0	0	0	0	0	0	0	1	0	0
Conspiracy to Murder	0	0	0	0	0	0	0	0	0	0	0	0	0	0
Manslaughter (excl. by driving)	0	3	0	0	0	0	0	0	0	0	0	0	0	0
Driving Causing Death	0	1	0	0	0	0	0	2	0	0	0	0	0	0
Assault	279	1827	226	5	55	1	183	893	1	1	1	17	8	111
Grievous Assault	20	188	2	0	2	0	5	30	0	0	0	1	1	3
Serious Assault	109	702	118	1	28	0	93	456	1	1	0	10	2	46
Serious Assault (Other)	49	229	12	0	4	0	11	42	0	0	0	1	1	4
Common Assault	101	708	94	4	21	1	74	365	0	0	1	5	4	58
Sexual Offences	37	241	43	4	3	0	3	20	0	0	0	3	11	26
Rape and Attempted Rape	16	87	1	0	0	0	0	3	0	0	0	2	3	4
Other Sexual Offences	21	154	42	4	3	0	3	17	0	0	0	1	8	22
Robbery	62	173	5	0	19	0	10	8	0	0	0	6	0	1
Armed Robbery	32	82	2	0	9	0	4	3	0	0	0	4	0	0
Unarmed Robbery	30	91	3	0	10	0	6	5	0	0	0	2	0	1
Other Offences Against the Person	20	169	12	1	4	0	7	44	0	1	0	3	2	89
Kidnapping & Abduction etc.	3	24	0	0	0	0	0	1	0	0	0	1	0	0
Extortion	0	3	0	0	0	0	0	0	0	0	0	0	0	0
Stalking	3	13	0	0	0	0	2	2	0	0	0	0	0	0
Life Endangering Acts	14	129	12	1	4	0	5	41	0	1	0	2	2	89
Offences Against the Person	399	2430	286	10	81	1	203	967	1	2	1	30	21	227
Unlawful Entry	1052	1727	486	9	72	0	454	1162	0	0	2	44	7	194
Unlawful Entry With Intent - Dwelling **	416	983	153	2	20	0	193	713	0	0	2	16	3	183
- Without Violence	409	908	153	2	20	0	192	694	0	0	2	15	3	183
- With Violence	7	75	0	0	0	0	1	19	0	0	0	1	0	0
Unlawful Entry With Intent - Shop	166	248	69	3	7	0	67	164	0	0	0	9	0	1
Unlawful Entry With Intent - Other	470	496	264	4	45	0	194	285	0	0	0	19	4	10
Arson	10	26	9	0	1	0	1	1	0	0	0	0	1	0
Other Property Damage	438	796	441	9	111	1	442	703	0	2	0	8	8	20
Unlawful Use of Motor Vehicle ~	404	511	92	3	26	0	157	273	0	0	1	12	0	3
Other Theft (excl. Unlawful Entry)	723	1096	669	17	117	0	625	1437	0	0	3	25	10	25
Stealing from Dwellings	37	47	40	0	7	0	33	58	0	0	0	1	2	2
Shop Stealing	155	326	412	12	47	0	319	791	0	0	0	1	1	5
Vehicles (steal from/enter with intent)	371	376	78	1	35	0	113	220	0	0	2	5	4	11
Other Stealing	160	347	139	4	28	0	160	368	0	0	1	18	3	7
Fraud	10	159	18	0	6	0	5	425	0	0	0	28	1	0
Fraud by Computer	0	1	0	0	0	0	0	7	0	0	0	0	0	0
Fraud by Cheque	0	9	0	0	0	0	0	35	0	0	0	0	0	0
Fraud by Credit Card	6	50	5	0	1	0	1	104	0	0	0	12	0	0
Identity Fraud	0	0	1	0	0	0	0	9	0	0	0	1	0	0
Other Fraud	4	99	12	0	5	0	4	270	0	0	0	15	1	0
Handling Stolen Goods	91	171	87	0	23	0	123	342	0	0	0	2	2	3
Possess Property Suspected Stolen	20	56	24	0	3	0	42	88	0	0	0	0	1	0
Receiving Stolen Property	30	40	36	0	11	0	30	93	0	0	0	0	1	1
Possess etc. Tainted Property	41	74	26	0	9	0	50	160	0	0	0	2	0	2
Other Handling Stolen Goods	0	1	1	0	0	0	1	1	0	0	0	0	0	0
Offences Against Property	2728	4486	1802	38	356	1	1807	4343	0	2	6	119	29	245
Drug Offences	67	944	101	3	6	0	88	2037	0	0	0	5	99	828
Prostitution Offences	0	3	0	0	0	0	0	4	0	0	0	0	0	0
Liquor (excl. Drunkenness)	30	763	47	3	1	0	63	3830	0	0	0	1	1	7
Breach Domestic Violence Protection Order	2	1358	3	0	0	0	8	700	0	0	0	9	1	231
Trespassing and Vagrancy	129	314	144	3	13	0	170	586	0	0	0	0	5	2
Weapons Act Offences	12	166	23	0	4	1	25	170	0	0	0	1	0	0
Good Order Offences	537	6476	134	7	14	0	494	3932	0	1	4	26	8	178
Stock Related Offences	0	0	0	2	0	0	0	11	0	0	0	0	0	0
Traffic and Related Offences	41	1005	6	2	0	0	42	2929	0	22	1	9	0	5
Miscellaneous Offences	25	93	35	1	5	0	25	144	0	0	0	2	1	6
Other Offences	843	11122	493	21	43	1	915	14343	0	23	5	53	115	1257

^ See Glossary for definitions and inclusions (page 152).

* Only those offenders whose age and sex were identified were included.

~ This category includes attempted offences.

** Community by-Law offences cannot be separated into offences with and without violence. As such, subcategories may not add to the total.

Offenders - Non-Indigenous

Queensland by Type of Action ^ by Age - 2008/09*

Offence	Arrest		Caution		Community Conference		Notice to Appear		Summons		Warrant		Other	
	Juvenile	Adult	Juvenile	Adult	Juvenile	Adult	Juvenile	Adult	Juvenile	Adult	Juvenile	Adult	Juvenile	Adult
Homicide (Murder)	3	48	0	0	0	0	0	0	0	0	0	0	0	0
Other Homicide	6	60	0	0	0	0	0	17	0	1	0	2	0	1
Attempted Murder	6	43	0	0	0	0	0	2	0	0	0	2	0	1
Conspiracy to Murder	0	1	0	0	0	0	0	0	0	0	0	0	0	0
Manslaughter (excl. by driving)	0	7	0	0	0	0	0	0	0	0	0	0	0	0
Driving Causing Death	0	9	0	0	0	0	0	15	0	1	0	0	0	0
Assault	376	3995	620	34	152	3	281	2477	0	10	1	60	29	362
Grievous Assault	35	362	3	1	6	1	5	77	0	0	0	12	1	4
Serious Assault	148	1436	309	15	92	1	115	1304	0	7	1	36	11	142
Serious Assault (Other)	41	496	25	1	8	0	20	168	0	0	0	3	3	8
Common Assault	152	1701	283	17	46	1	141	928	0	3	0	9	14	208
Sexual Offences	55	1147	167	10	49	1	20	204	0	3	0	34	48	82
Rape and Attempted Rape	20	361	3	0	4	0	4	15	0	0	0	16	2	17
Other Sexual Offences	35	786	164	10	45	1	16	189	0	3	0	18	46	65
Robbery	193	642	22	0	42	1	41	71	0	0	1	21	1	2
Armed Robbery	80	417	3	0	13	0	11	38	0	0	0	18	0	1
Unarmed Robbery	113	225	19	0	29	1	30	33	0	0	1	3	1	1
Other Offences Against the Person	48	721	89	7	20	1	19	287	0	2	0	15	7	118
Kidnapping & Abduction etc.	6	113	3	0	0	0	1	10	0	0	0	5	0	1
Extortion	0	28	2	0	0	0	0	4	0	0	0	0	0	0
Stalking	9	154	12	3	1	0	1	35	0	0	0	1	1	7
Life Endangering Acts	33	426	72	4	19	1	17	238	0	2	0	9	6	110
Offences Against the Person	681	6613	898	51	263	6	361	3056	0	16	2	132	85	565
Unlawful Entry	842	3740	893	23	354	12	517	2517	0	3	5	115	34	92
Unlawful Entry With Intent - Dwelling **	444	2003	321	6	178	7	273	1260	0	3	3	83	5	67
- Without Violence	433	1781	320	6	175	7	272	1220	0	1	3	79	5	65
- With Violence	11	222	1	0	3	0	1	40	0	2	0	4	0	2
Unlawful Entry With Intent - Shop	103	631	94	2	49	1	71	409	0	0	0	12	2	7
Unlawful Entry With Intent - Other	295	1106	478	15	127	4	173	848	0	0	2	20	27	18
Arson	60	146	18	2	28	0	11	36	0	0	0	2	1	5
Other Property Damage	504	2437	1543	48	509	87	654	3951	0	5	1	22	30	64
Unlawful Use of Motor Vehicle -	210	984	209	11	92	4	165	603	0	2	4	28	3	15
Other Theft (excl. Unlawful Entry)	651	3954	3912	113	548	9	1516	9594	0	6	8	81	51	106
Stealing from Dwellings	40	203	115	6	49	0	59	343	0	1	1	7	5	14
Shop Stealing	168	993	3022	71	286	1	904	5647	0	3	0	19	20	29
Vehicles (steal from/enter with intent)	282	1051	270	6	106	4	302	988	0	0	4	15	17	22
Other Stealing	161	1707	505	30	107	4	251	2616	0	2	3	40	9	41
Fraud	27	2105	158	21	46	11	69	3946	0	5	1	93	3	30
Fraud by Computer	0	86	3	0	1	1	5	140	0	1	0	0	0	4
Fraud by Cheque	2	144	0	0	1	0	0	284	0	0	0	35	0	2
Fraud by Credit Card	17	673	29	4	4	0	24	702	0	0	0	11	0	1
Identity Fraud	0	71	10	0	2	0	5	93	0	0	0	1	1	0
Other Fraud	8	1131	116	17	38	10	35	2727	0	4	1	46	2	23
Handling Stolen Goods	84	1070	211	9	35	2	177	1786	0	0	0	14	7	13
Possess Property Suspected Stolen	28	227	56	1	6	0	83	438	0	0	0	7	2	6
Receiving Stolen Property	20	154	77	4	17	1	34	370	0	0	0	3	4	0
Possess etc. Tainted Property	35	669	78	4	12	1	60	963	0	0	0	3	1	5
Other Handling Stolen Goods	1	20	0	0	0	0	0	15	0	0	0	1	0	2
Offences Against Property	2378	14436	6944	227	1612	125	3109	22433	0	21	19	355	129	325
Drug Offences	107	6423	710	25	36	1	289	18099	0	5	2	23	518	8004
Prostitution Offences	0	57	0	1	0	0	0	153	0	0	0	0	0	1
Liquor (excl. Drunkenness)	32	1861	398	47	15	1	109	1086	0	7	0	2	19	17
Breach Domestic Violence Protection Order	3	2528	0	3	0	0	1	1808	0	8	0	16	1	472
Trespassing and Vagrancy	104	641	660	43	70	0	265	1342	0	2	0	4	10	4
Weapons Act Offences	36	759	179	24	16	1	81	1455	0	3	0	4	6	24
Good Order Offences	621	17682	609	27	46	0	695	14114	2	17	1	102	42	730
Stock Related Offences	0	0	0	664	0	0	0	56	0	1	0	0	0	40
Traffic and Related Offences	29	5407	39	3	15	3	153	29613	0	201	0	54	1	38
Miscellaneous Offences	32	459	227	11	30	0	70	1096	0	10	0	13	11	39
Other Offences	964	35817	2822	848	228	6	1663	68822	2	254	3	218	608	9369

^ See Glossary for definitions and inclusions (page 152).

* Only those offenders whose age and sex were identified were included.

~ This category includes attempted offences.

** Community by-Law offences cannot be separated into offences with and without violence. As such, subcategories may not add to the total.

Offenders

Regions by Age and Sex - 2008/09*

Offence	10-14		15		16		17		18		19	
	Male	Female	Male	Female	Male	Female	Male	Female	Male	Female	Male	Female
Far Northern Region												
Homicide (Murder)	0	0	0	0	0	0	0	0	0	0	0	0
Other Homicide	0	0	0	0	0	0	1	0	0	0	0	0
Assault	50	54	38	37	45	30	41	16	63	19	49	24
Sexual Offences	31	4	15	1	9	0	26	2	9	1	12	0
Robbery	13	9	12	1	12	0	9	1	4	0	0	1
Other Offences Against the Person #	8	2	2	0	7	1	5	2	3	0	8	2
Offences Against the Person	102	69	67	39	73	31	82	21	79	20	69	27
Unlawful Entry	327	88	154	27	172	14	71	6	60	12	84	25
Arson	5	0	2	0	0	0	5	0	0	0	2	1
Other Property Damage	241	44	96	18	75	15	62	8	45	2	38	6
Unlawful Use of Motor Vehicle ^	56	5	41	2	68	9	25	0	18	1	27	1
Other Theft (excl. Unlawful Entry)	353	135	115	56	161	56	92	27	48	11	58	17
Fraud	5	14	4	4	0	7	3	13	6	18	10	6
Handling Stolen Goods	74	0	18	3	34	5	24	4	14	5	17	2
Offences Against Property	1061	286	430	110	510	106	282	58	191	49	236	58
Northern Region												
Homicide (Murder)	0	0	0	0	0	0	0	0	0	0	0	0
Other Homicide	0	0	0	0	0	0	1	0	0	0	0	0
Assault	63	59	35	18	34	25	38	19	54	22	41	13
Sexual Offences	14	3	8	1	9	0	7	0	9	1	3	0
Robbery	2	0	4	0	5	1	2	0	5	1	3	1
Other Offences Against the Person #	3	2	4	1	6	1	2	0	4	2	4	0
Offences Against the Person	82	64	51	20	54	27	50	19	72	26	51	14
Unlawful Entry	239	51	106	11	107	15	105	12	115	4	102	1
Arson	5	2	0	1	0	0	1	1	0	0	5	0
Other Property Damage	148	87	39	12	43	18	65	10	50	6	41	8
Unlawful Use of Motor Vehicle ^	46	14	31	11	29	8	30	4	35	3	23	1
Other Theft (excl. Unlawful Entry)	248	158	126	57	90	53	112	43	72	35	93	22
Fraud	0	0	1	2	4	9	6	7	8	11	10	5
Handling Stolen Goods	50	12	16	6	11	4	12	3	19	0	15	1
Offences Against Property	736	324	319	100	284	107	331	80	299	59	289	38
Central Region												
Homicide (Murder)	0	0	0	0	0	0	0	0	0	0	0	0
Other Homicide	0	0	0	0	0	0	0	0	0	0	0	1
Assault	75	45	37	8	45	21	38	15	47	13	56	12
Sexual Offences	25	4	10	3	17	0	9	1	7	0	5	0
Robbery	2	1	2	0	2	0	0	0	2	0	0	0
Other Offences Against the Person #	8	2	3	1	4	0	2	1	2	0	2	1
Offences Against the Person	110	52	52	12	68	21	49	17	58	13	63	14
Unlawful Entry	269	42	371	14	191	9	117	40	76	9	85	10
Arson	4	1	6	1	2	0	2	0	1	0	2	0
Other Property Damage	235	99	100	10	83	10	75	15	78	10	99	11
Unlawful Use of Motor Vehicle ^	93	14	78	3	53	10	49	5	15	0	20	3
Other Theft (excl. Unlawful Entry)	263	141	176	36	125	40	150	25	66	11	79	11
Fraud	7	7	12	5	3	8	10	5	30	7	7	12
Handling Stolen Goods	49	4	27	4	21	2	24	4	17	5	11	5
Offences Against Property	920	308	770	73	478	79	427	94	283	42	303	52
North Coast Region												
Homicide (Murder)	0	0	0	0	0	0	1	1	0	0	0	0
Other Homicide	0	0	0	0	1	0	0	0	0	0	0	0
Assault	125	70	82	33	94	30	62	30	75	34	61	17
Sexual Offences	38	5	18	2	13	2	12	0	16	0	14	0
Robbery	12	1	11	1	4	2	13	2	8	0	10	0
Other Offences Against the Person #	15	1	3	1	10	2	5	3	4	1	3	1
Offences Against the Person	190	77	114	37	122	36	93	36	103	35	88	18
Unlawful Entry	269	48	154	28	285	14	260	5	121	12	117	7
Arson	15	3	4	1	8	0	2	1	3	0	5	0
Other Property Damage	347	71	211	39	237	26	205	35	174	13	121	2
Unlawful Use of Motor Vehicle ^	38	10	37	15	73	5	49	6	33	3	11	1
Other Theft (excl. Unlawful Entry)	467	329	333	209	296	130	191	99	148	58	115	47
Fraud	10	5	4	15	11	24	41	17	30	19	27	109
Handling Stolen Goods	40	6	20	10	37	9	28	4	21	8	13	3
Offences Against Property	1186	472	763	317	947	208	776	167	530	113	409	169

* Only those offenders whose age and sex were identified were included.

^ This category includes attempted offences.

Other Offences Against the Person includes the offence sub-divisions of Kidnapping, Abduction and Deprivation of Liberty, Extortion, Stalking and Life Endangering Acts.

Offenders

Regions by Age and Sex - 2008/09*

Offence	20-24		25-29		30-39		40-49		50-59		60 & over	
	Male	Female	Male	Female	Male	Female	Male	Female	Male	Female	Male	Female
Far Northern Region												
Homicide (Murder)	1	0	3	0	3	1	0	0	0	1	0	0
Other Homicide	2	0	1	1	1	2	1	0	0	0	1	0
Assault	258	59	184	64	344	93	173	48	53	17	19	4
Sexual Offences	34	6	35	0	38	0	28	1	41	0	11	0
Robbery	13	0	12	0	11	1	1	3	0	0	0	0
Other Offences Against the Person #	23	7	13	11	27	25	19	14	10	4	2	0
Offences Against the Person	331	72	248	76	424	122	222	66	104	22	33	4
Unlawful Entry	161	17	127	9	119	8	38	3	3	3	0	0
Arson	3	0	2	0	5	0	3	0	0	0	0	0
Other Property Damage	152	30	94	15	134	26	46	14	19	3	4	1
Unlawful Use of Motor Vehicle ^	60	3	40	4	20	1	7	2	0	0	0	0
Other Theft (excl. Unlawful Entry)	139	64	107	42	121	51	60	25	27	19	7	6
Fraud	23	24	54	24	53	43	18	25	24	4	6	3
Handling Stolen Goods	33	7	30	4	34	3	23	6	7	1	2	1
Offences Against Property	571	145	454	98	486	132	195	75	80	30	19	11
Northern Region												
Homicide (Murder)	0	0	0	0	2	0	1	0	0	0	0	0
Other Homicide	3	0	3	0	5	0	0	0	0	0	1	0
Assault	207	56	162	58	236	110	153	43	39	11	17	4
Sexual Offences	15	1	13	0	37	1	19	0	23	0	21	0
Robbery	16	3	4	2	10	2	2	0	0	0	0	0
Other Offences Against the Person #	22	10	23	14	25	25	19	8	12	4	3	1
Offences Against the Person	263	70	205	74	315	138	194	51	74	15	42	5
Unlawful Entry	112	11	98	6	82	9	16	1	3	0	2	0
Arson	5	0	4	0	3	0	0	0	0	0	0	0
Other Property Damage	113	24	72	17	95	32	31	13	6	3	3	0
Unlawful Use of Motor Vehicle ^	55	2	38	0	15	2	4	1	2	0	1	0
Other Theft (excl. Unlawful Entry)	160	78	104	49	114	48	61	45	8	8	7	6
Fraud	28	25	46	19	57	33	20	33	5	3	1	0
Handling Stolen Goods	31	4	18	8	19	8	13	2	1	0	0	0
Offences Against Property	504	144	380	99	385	132	145	95	25	14	14	6
Central Region												
Homicide (Murder)	0	0	2	0	1	1	0	0	2	0	0	0
Other Homicide	3	1	2	0	3	0	0	0	0	0	0	0
Assault	195	49	153	30	210	60	96	43	37	11	11	4
Sexual Offences	15	2	24	0	35	4	38	3	18	0	19	0
Robbery	9	3	5	2	15	0	1	0	0	1	0	0
Other Offences Against the Person #	19	0	22	8	31	6	15	7	5	0	4	1
Offences Against the Person	241	55	208	40	295	71	150	53	62	12	34	5
Unlawful Entry	225	22	156	10	68	10	17	5	5	1	0	0
Arson	2	1	1	2	1	1	0	0	1	0	0	0
Other Property Damage	301	44	126	22	100	20	35	16	12	3	1	1
Unlawful Use of Motor Vehicle ^	47	8	18	2	8	1	10	1	1	0	1	0
Other Theft (excl. Unlawful Entry)	229	95	130	41	152	46	37	24	19	10	11	6
Fraud	72	44	53	39	56	44	31	18	6	6	2	2
Handling Stolen Goods	50	16	33	5	27	8	10	6	4	0	0	0
Offences Against Property	926	230	517	121	412	130	140	70	48	20	15	9
North Coast Region												
Homicide (Murder)	1	0	1	0	5	0	3	0	0	0	1	0
Other Homicide	5	0	1	1	1	0	0	1	5	0	2	1
Assault	255	63	192	48	309	82	164	53	48	10	37	3
Sexual Offences	27	2	17	0	56	0	45	0	39	0	47	2
Robbery	20	3	8	2	10	3	6	0	1	0	0	0
Other Offences Against the Person #	28	8	15	4	49	7	47	6	18	2	11	0
Offences Against the Person	336	76	234	55	430	92	265	60	111	12	98	6
Unlawful Entry	355	37	356	23	215	32	76	6	18	4	5	3
Arson	6	0	4	0	5	1	3	2	0	0	1	0
Other Property Damage	263	41	193	20	198	41	79	21	19	4	14	1
Unlawful Use of Motor Vehicle ^	69	8	49	6	37	3	9	0	7	0	2	0
Other Theft (excl. Unlawful Entry)	439	166	343	137	415	218	152	154	45	57	31	42
Fraud	124	60	124	78	137	134	56	42	18	6	16	1
Handling Stolen Goods	80	19	61	18	86	48	25	12	7	1	1	0
Offences Against Property	1336	331	1130	282	1093	477	400	237	114	72	70	47

* Only those offenders whose age and sex were identified were included.

^ This category includes attempted offences.

Other Offences Against the Person includes the offence sub-divisions of Kidnapping, Abduction and Deprivation of Liberty, Extortion, Stalking and Life Endangering Acts.

Offenders

Regions by Age and Sex - 2008/09*

Offence	10-14		15		16		17		18		19	
	Male	Female	Male	Female	Male	Female	Male	Female	Male	Female	Male	Female
Southern Region												
Homicide (Murder)	0	0	0	0	0	0	0	0	0	0	0	0
Other Homicide	0	0	0	0	0	0	0	0	0	0	0	0
Assault	101	67	64	22	75	27	65	19	65	21	68	22
Sexual Offences	48	6	9	1	9	0	8	0	16	1	12	0
Robbery	19	2	13	0	12	0	13	2	10	0	6	0
Other Offences Against the Person #	7	5	3	3	12	3	8	3	6	0	8	2
Offences Against the Person	175	80	89	26	108	30	94	24	97	22	94	24
Unlawful Entry	263	25	157	14	148	12	110	16	158	2	84	1
Arson	10	1	4	0	4	9	6	1	5	0	3	0
Other Property Damage	315	80	118	36	159	40	102	23	95	11	80	8
Unlawful Use of Motor Vehicle ^	47	10	43	6	58	18	36	4	27	1	32	2
Other Theft (excl. Unlawful Entry)	266	186	170	125	218	67	100	45	118	38	114	40
Fraud	5	16	8	3	11	12	19	11	25	17	26	17
Handling Stolen Goods	30	9	18	6	26	7	11	4	18	8	15	9
Offences Against Property	936	327	518	190	624	165	384	104	446	77	354	77
South Eastern Region												
Homicide (Murder)	1	0	2	0	1	0	4	0	0	0	4	0
Other Homicide	0	0	0	0	0	0	0	0	0	0	1	0
Assault	89	66	56	28	50	38	76	21	60	16	51	26
Sexual Offences	28	7	12	0	10	0	12	1	10	0	4	0
Robbery	24	5	25	11	19	4	26	1	34	4	23	1
Other Offences Against the Person #	17	3	7	4	9	5	10	3	16	2	7	0
Offences Against the Person	159	81	102	43	89	47	128	26	120	22	90	27
Unlawful Entry	186	42	139	11	153	14	184	9	101	9	107	11
Arson	8	0	9	0	7	5	0	0	2	1	13	0
Other Property Damage	206	56	143	21	120	25	156	11	124	8	66	16
Unlawful Use of Motor Vehicle ^	57	10	58	11	106	17	86	10	70	4	57	6
Other Theft (excl. Unlawful Entry)	278	426	194	222	211	180	217	113	203	100	155	75
Fraud	2	4	7	9	8	13	20	26	37	29	31	14
Handling Stolen Goods	22	10	18	5	27	14	47	7	41	8	37	9
Offences Against Property	759	548	568	279	632	268	710	176	578	159	466	131
Metropolitan North Region												
Homicide (Murder)	0	0	0	0	0	0	0	0	0	0	0	0
Other Homicide	2	0	0	0	1	0	2	0	4	0	0	0
Assault	68	47	37	21	47	18	43	19	69	10	71	17
Sexual Offences	27	4	12	1	12	0	8	0	5	0	7	0
Robbery	16	9	16	12	14	2	14	2	13	1	20	0
Other Offences Against the Person #	21	15	10	1	9	0	6	0	9	1	6	0
Offences Against the Person	134	75	75	35	83	20	73	21	100	12	104	17
Unlawful Entry	77	9	126	18	153	8	90	5	113	5	80	5
Arson	9	0	5	0	8	0	2	0	1	0	0	0
Other Property Damage	212	37	129	13	181	28	159	18	479	4	136	9
Unlawful Use of Motor Vehicle ^	13	6	34	6	33	4	17	0	16	1	6	1
Other Theft (excl. Unlawful Entry)	302	375	204	250	218	184	240	133	199	74	168	65
Fraud	7	6	3	3	21	15	27	15	42	24	36	73
Handling Stolen Goods	34	19	25	9	30	5	30	9	26	8	27	13
Offences Against Property	654	452	526	299	644	244	565	180	876	116	453	166
Metropolitan South Region												
Homicide (Murder)	1	0	0	0	0	0	1	0	1	0	0	0
Other Homicide	0	0	2	0	0	0	0	0	0	0	1	0
Assault	59	33	28	24	48	22	50	15	49	3	31	6
Sexual Offences	19	3	12	1	8	1	6	0	5	0	5	1
Robbery	34	5	19	18	18	3	24	4	22	0	13	1
Other Offences Against the Person #	7	1	4	0	7	0	12	0	5	0	6	0
Offences Against the Person	120	42	65	43	81	26	93	19	82	3	56	8
Unlawful Entry	99	16	41	5	33	6	59	4	58	10	111	8
Arson	2	0	4	0	3	0	5	0	3	0	0	0
Other Property Damage	175	40	139	16	159	18	139	7	114	5	90	4
Unlawful Use of Motor Vehicle ^	32	2	24	4	24	6	57	4	26	8	29	4
Other Theft (excl. Unlawful Entry)	210	187	129	66	141	85	153	49	124	48	119	30
Fraud	7	0	4	7	17	4	57	17	37	12	30	19
Handling Stolen Goods	19	8	17	9	15	10	32	6	22	7	29	18
Offences Against Property	544	253	358	107	392	129	502	87	384	90	408	83

* Only those offenders whose age and sex were identified were included.

^ This category includes attempted offences.

Other Offences Against the Person includes the offence sub-divisions of Kidnapping, Abduction and Deprivation of Liberty, Extortion, Stalking and Life Endangering Acts.

Offenders

Regions by Age and Sex - 2008/09*

Offence	20-24		25-29		30-39		40-49		50-59		60 & over	
	Male	Female	Male	Female	Male	Female	Male	Female	Male	Female	Male	Female
Southern Region												
Homicide (Murder)	0	0	1	1	0	0	0	0	0	0	1	0
Other Homicide	3	0	6	0	2	0	2	0	0	1	0	1
Assault	190	62	112	34	212	67	119	30	26	7	19	3
Sexual Offences	31	2	19	6	66	2	38	3	47	0	41	0
Robbery	20	0	9	2	9	2	2	0	0	0	0	0
Other Offences Against the Person #	22	7	32	2	42	12	25	6	8	1	6	0
Offences Against the Person	266	71	179	45	331	83	186	39	81	9	67	4
Unlawful Entry	312	87	211	18	355	9	43	17	3	1	2	0
Arson	7	2	8	2	7	2	2	0	0	0	2	0
Other Property Damage	208	29	117	20	135	35	42	19	9	1	4	0
Unlawful Use of Motor Vehicle ^	63	6	30	8	27	2	4	2	1	0	0	0
Other Theft (excl. Unlawful Entry)	276	132	169	89	226	84	63	63	19	32	14	9
Fraud	105	87	161	48	141	89	64	19	18	9	3	5
Handling Stolen Goods	41	27	42	28	61	25	44	8	4	4	2	7
Offences Against Property	1012	370	738	213	952	246	262	128	54	47	27	21
South Eastern Region												
Homicide (Murder)	4	0	5	0	5	1	3	0	0	1	0	0
Other Homicide	4	0	0	0	3	1	1	1	3	0	0	0
Assault	237	59	217	55	312	78	171	49	54	13	25	13
Sexual Offences	21	0	18	0	52	0	74	0	25	0	18	1
Robbery	79	4	23	8	34	2	4	1	0	0	0	0
Other Offences Against the Person #	41	3	37	14	75	26	27	10	9	2	8	1
Offences Against the Person	386	66	300	77	481	108	280	61	91	16	51	15
Unlawful Entry	300	19	242	14	320	48	75	5	22	1	0	1
Arson	8	0	7	1	6	0	3	2	0	0	0	0
Other Property Damage	225	32	177	25	173	34	61	17	17	4	7	2
Unlawful Use of Motor Vehicle ^	129	13	72	10	83	13	37	1	19	0	1	1
Other Theft (excl. Unlawful Entry)	465	235	276	166	399	257	170	124	63	48	46	42
Fraud	223	85	133	75	295	163	138	65	52	15	9	1
Handling Stolen Goods	104	38	109	26	129	48	62	21	20	5	1	0
Offences Against Property	1454	422	1016	317	1405	563	546	235	193	73	64	47
Metropolitan North Region												
Homicide (Murder)	0	0	0	0	3	0	0	0	0	0	0	0
Other Homicide	0	0	1	0	1	1	2	0	0	0	1	0
Assault	289	58	181	39	237	52	109	32	38	8	11	3
Sexual Offences	38	2	60	0	67	0	37	0	16	0	59	0
Robbery	40	4	31	5	18	6	9	2	1	0	1	0
Other Offences Against the Person #	24	4	29	5	38	13	23	6	10	1	3	0
Offences Against the Person	391	68	302	49	364	72	180	40	65	9	75	3
Unlawful Entry	235	16	318	21	362	62	73	8	9	0	1	0
Arson	4	0	4	0	6	0	2	0	0	3	1	0
Other Property Damage	322	18	210	12	129	22	41	18	23	2	3	0
Unlawful Use of Motor Vehicle ^	77	8	66	14	76	10	12	0	3	0	0	0
Other Theft (excl. Unlawful Entry)	623	201	381	352	598	283	161	110	57	48	23	31
Fraud	308	93	173	118	231	133	77	76	24	16	21	3
Handling Stolen Goods	112	32	106	59	175	58	48	29	17	0	4	2
Offences Against Property	1681	368	1258	576	1577	568	414	241	133	69	53	36
Metropolitan South Region												
Homicide (Murder)	0	0	0	0	0	0	1	0	1	0	0	0
Other Homicide	2	0	1	1	1	2	3	0	1	0	0	0
Assault	164	27	109	28	179	56	105	26	42	11	17	2
Sexual Offences	17	0	39	1	53	0	47	1	26	0	17	0
Robbery	61	7	23	14	41	2	3	0	6	0	0	0
Other Offences Against the Person #	36	4	24	12	57	15	26	3	6	1	5	0
Offences Against the Person	280	38	196	56	331	75	185	30	82	12	39	2
Unlawful Entry	258	19	439	27	413	28	145	7	10	1	5	0
Arson	8	0	3	0	2	3	3	0	0	0	0	0
Other Property Damage	229	26	121	20	105	23	41	12	16	2	6	0
Unlawful Use of Motor Vehicle ^	106	12	49	10	86	8	3	0	3	1	1	0
Other Theft (excl. Unlawful Entry)	367	142	339	150	320	161	195	60	40	26	18	12
Fraud	127	48	159	68	220	116	123	29	14	4	18	0
Handling Stolen Goods	91	24	97	45	119	44	56	13	13	2	0	0
Offences Against Property	1186	271	1207	320	1265	383	566	121	96	36	48	12

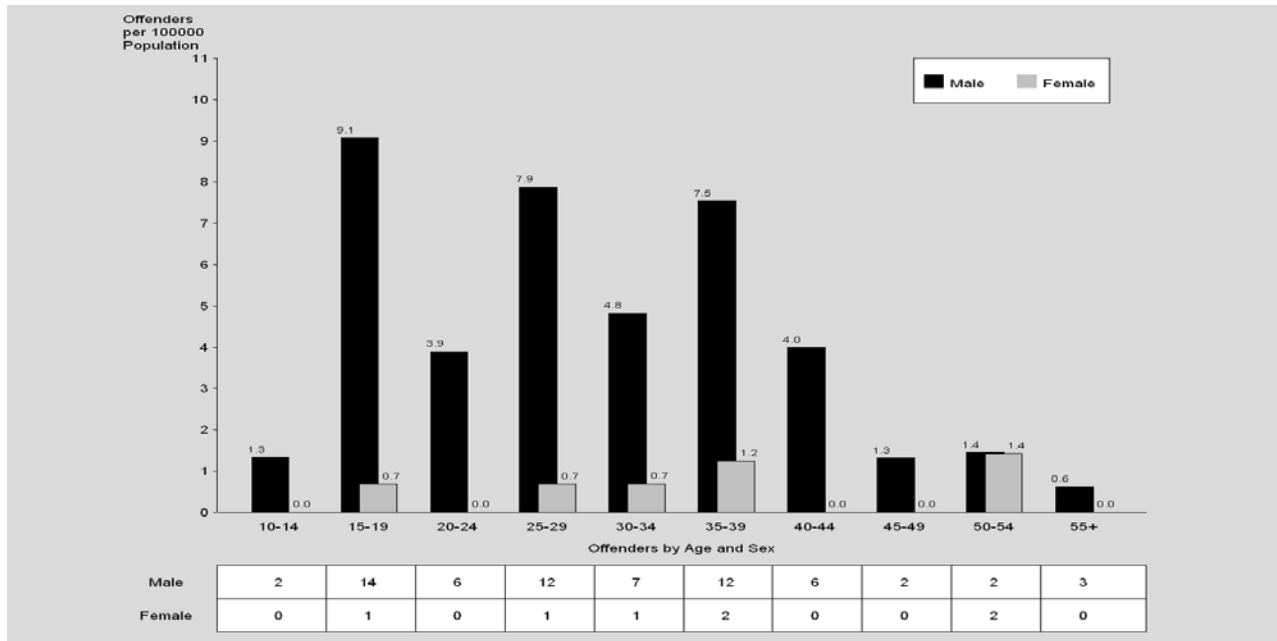
* Only those offenders whose age and sex were identified were included.

^ This category includes attempted offences.

Other Offences Against the Person includes the offence sub-divisions of Kidnapping, Abduction and Deprivation of Liberty, Extortion, Stalking and Life Endangering Acts.

Offenders

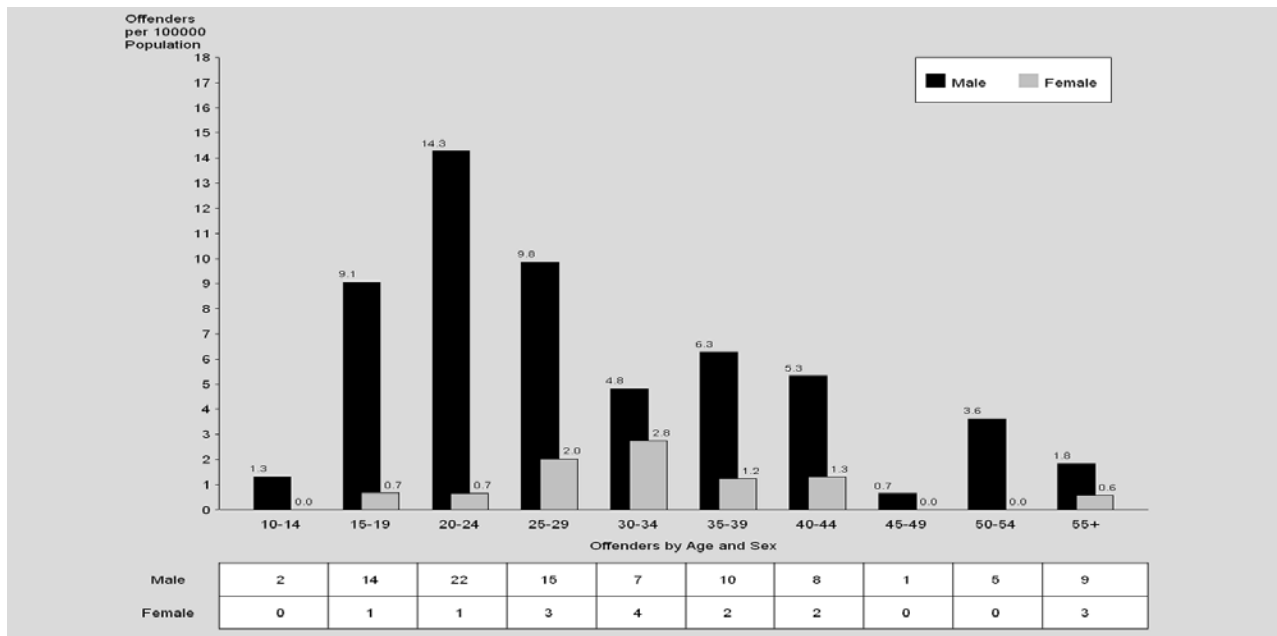
Homicide (Murder)*



For all age groups, males were more likely than females to commit Homicide (Murder) with males aged fifteen to thirty-nine years representing 70% of all offenders. Of those proceeded

against for Homicide, 90% were male. Of the total 73 offenders responsible for Homicide (Murder) offences, only 7 were female.

Other Homicide*



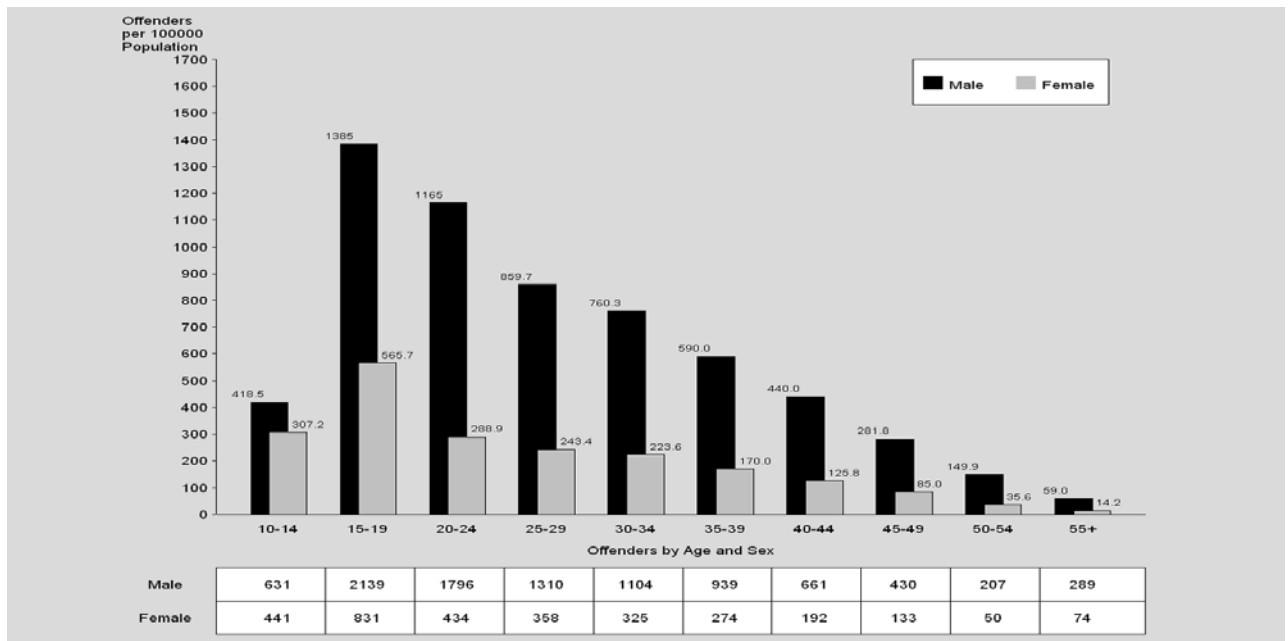
Males aged fifteen to twenty-nine years were most likely to commit Other Homicide offences. At every age, males committed more offences than females. In total, only 15% of

those proceeded against for Other Homicide offences were female. Males aged fifteen to thirty-nine accounted for 62% of all offenders in this offence type.

* Only those offenders whose age and sex were identified are included.

Offenders

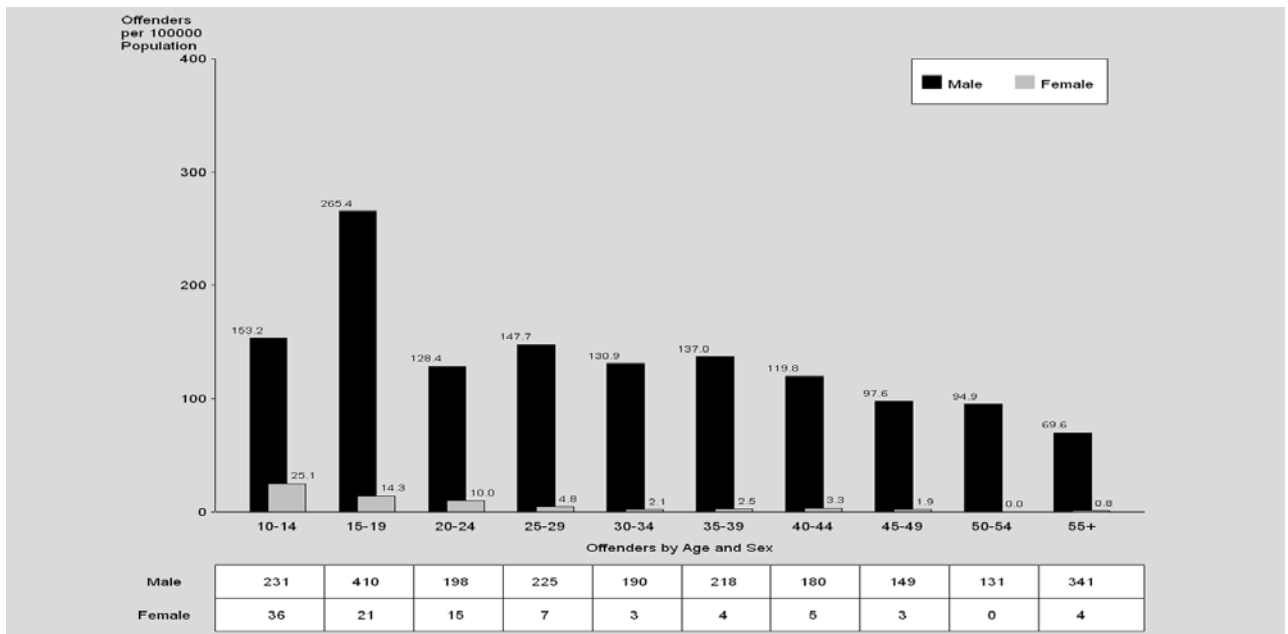
Assault*



As with most offence types after the age of nineteen years, the likelihood of committing Assault offences, decreases with increasing age for both males and females. Approximately 75%

of offenders were male. In fact, 58% of offenders were male aged fifteen to thirty-nine years. Both males and females in the fifteen to nineteen year age cohort were most likely to offend.

Sexual Offences*



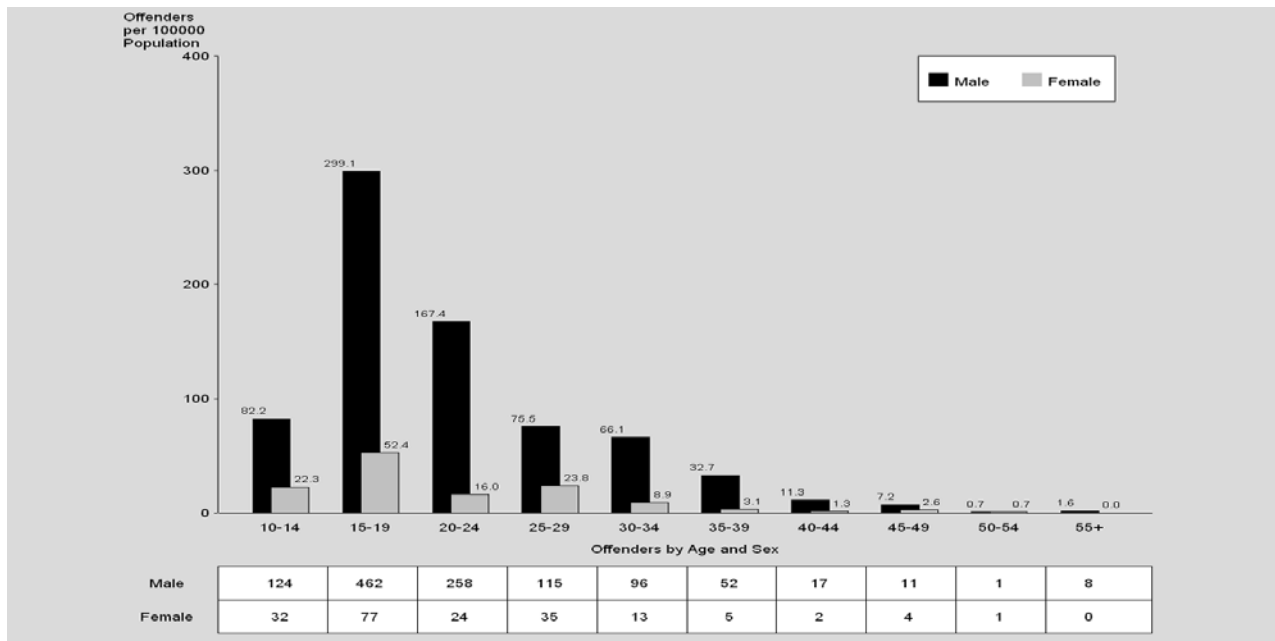
Sexual Offences are unique in that the likelihood of offending does not decrease with increasing age to the same extent as other offences. In addition, most offenders were male

(96%). During the 2008/09 financial year, there were 98 female offenders for Sexual Offences across the State compared with 2,273 males.

* Only those offenders whose age and sex were identified are included.

Offenders

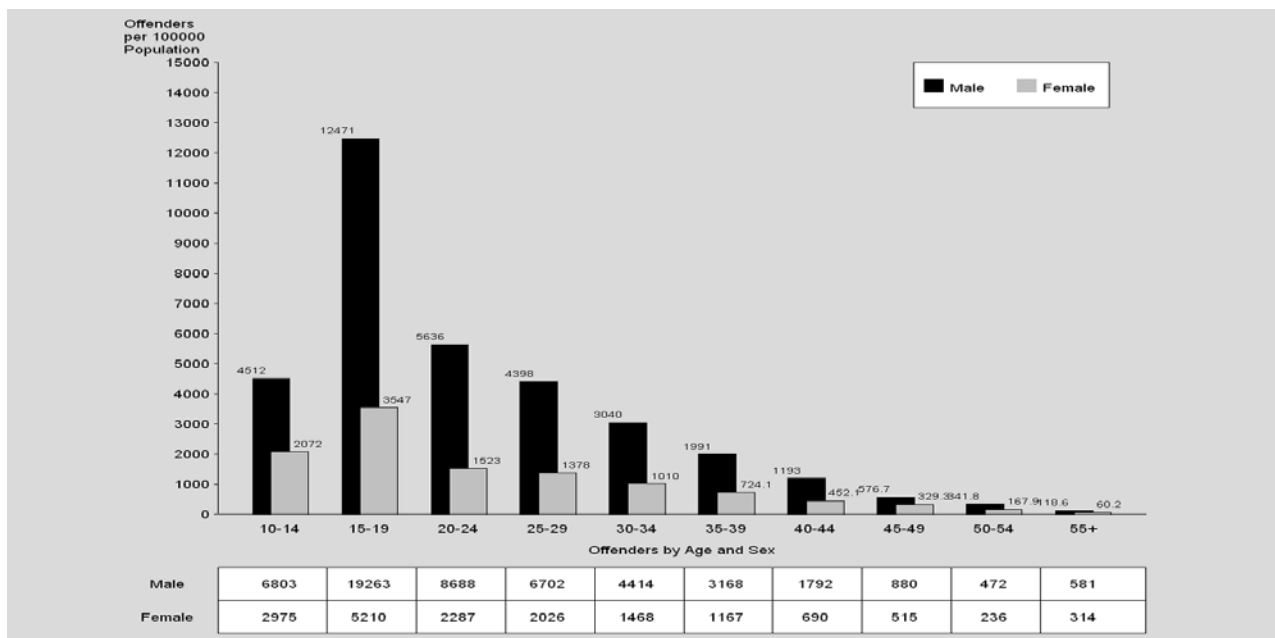
Robbery*



Approximately 86% of offenders were male. Males and females in the fifteen to nineteen year age group were more likely to offend. In fact, males aged fifteen to nineteen years comprised 35% of all offenders. As with previous years, there were very

few female offenders greater than 44 years. Three per cent of offenders were aged forty years or more and almost all of these were male.

Offences Against Property*



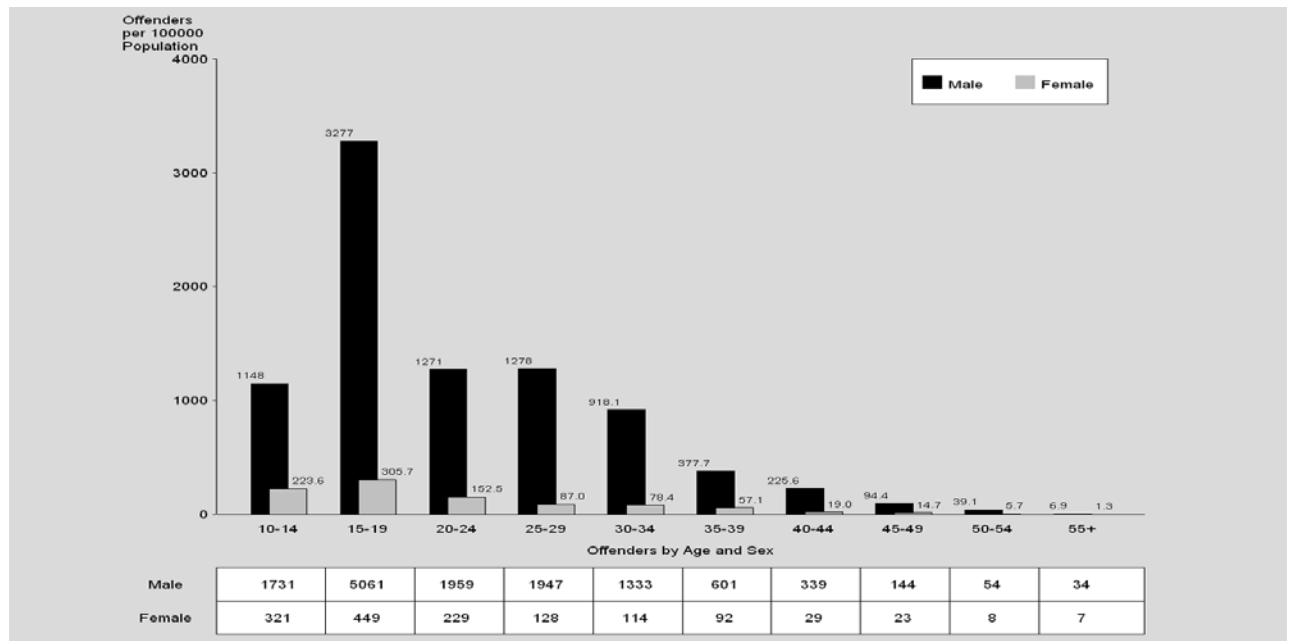
Males aged fifteen to nineteen years were almost four times more likely to commit Offences Against Property than females in the same age group. In total, only 24% of offenders were

female. At every age, males were more likely than females to offend for Offences Against Property. The likelihood of offending after nineteen years of age, decreased with increasing age.

* Only those offenders whose age and sex were identified are included.

Offenders

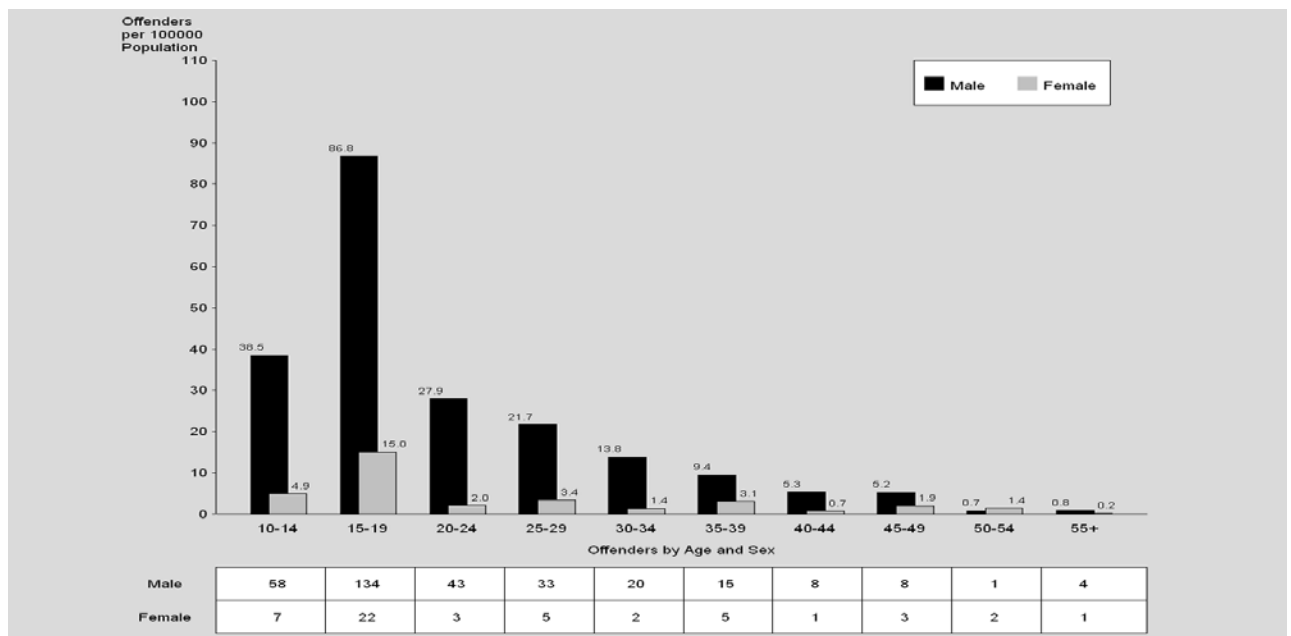
Unlawful Entry*



As with most offence types, a large proportion of Unlawful Entry offenders were male aged fifteen to nineteen years (in fact, 90% of all offenders were male). Very few offences were

committed by persons in older age groups (over thirty-nine years). Approximately 73% of offenders were male aged between ten and twenty-nine years inclusive.

Arson*



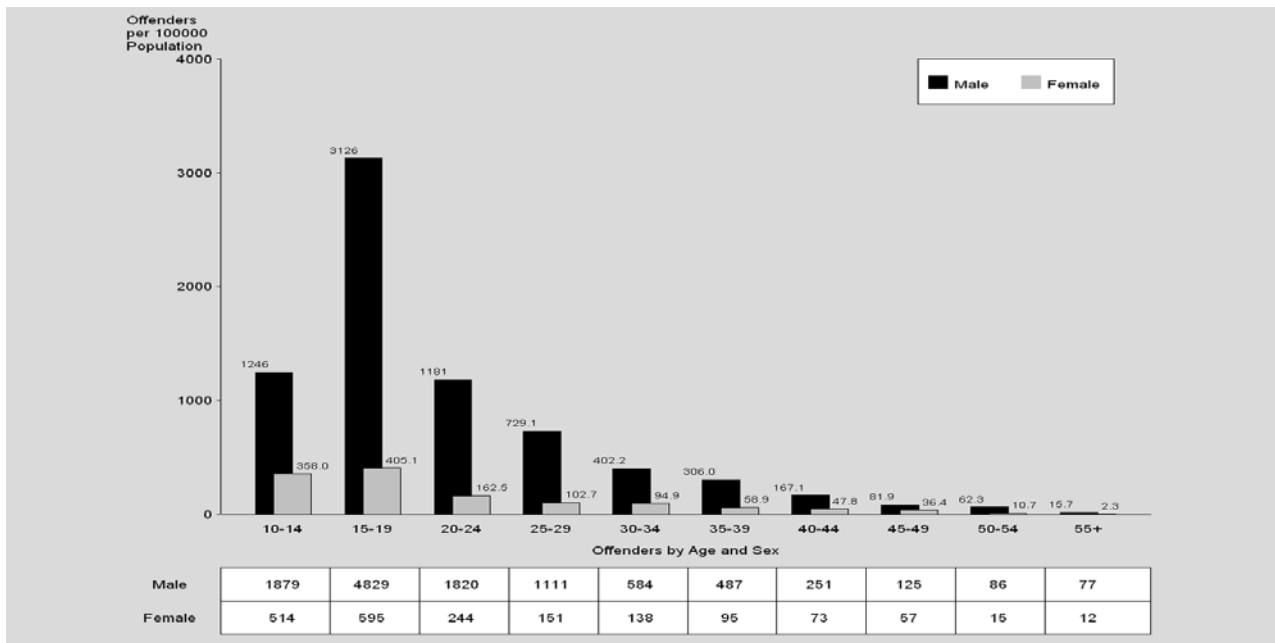
Approximately 63% of those proceeded against for Arson offences were male aged between ten and twenty-four years. While only 14% of offenders were female, the largest proportion

of them were aged fifteen to nineteen years. As with most Offences Against Property, very few offenders were recorded in older age groups (7% were forty years and over).

* Only those offenders whose age and sex were identified are included.

Offenders

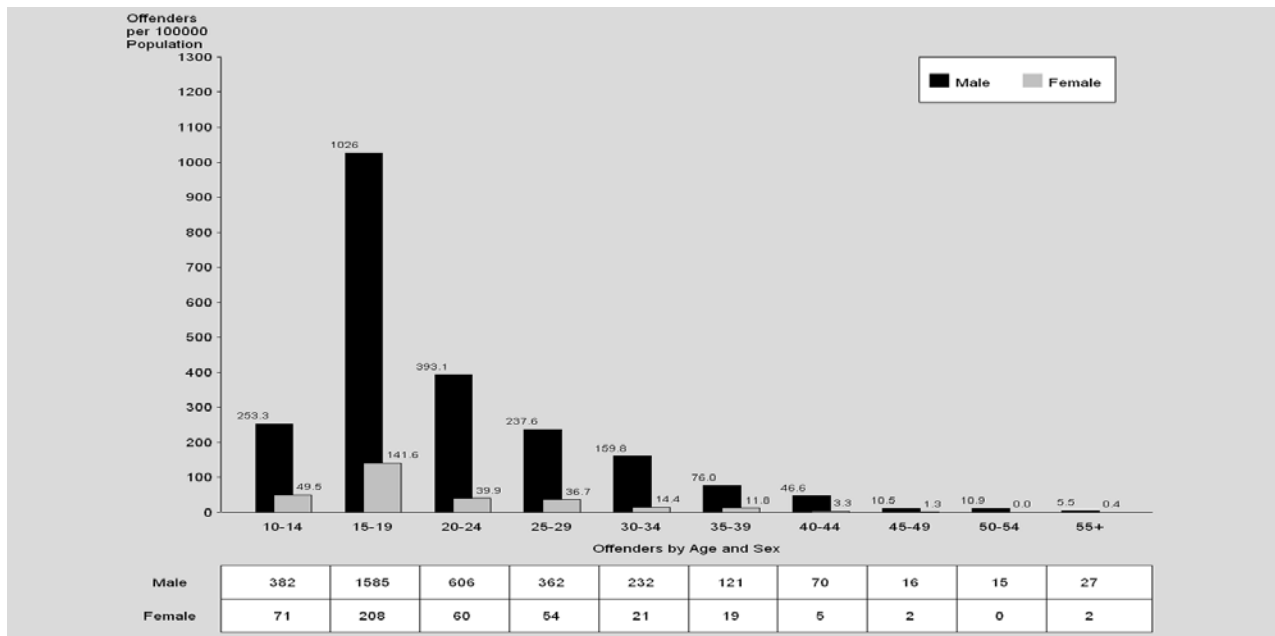
*Other Property Damage**



As with most Offences Against Property, the largest proportion (37%) of Other Property Damage offenders were male aged between fifteen and nineteen years. At every age, males were more likely to offend than females (86% of offenders were

male). In addition, as with most Offences Against Property, there were very few offenders in the older age groups with 3% of offenders aged forty-five and older.

*Unlawful Use of Motor Vehicle**



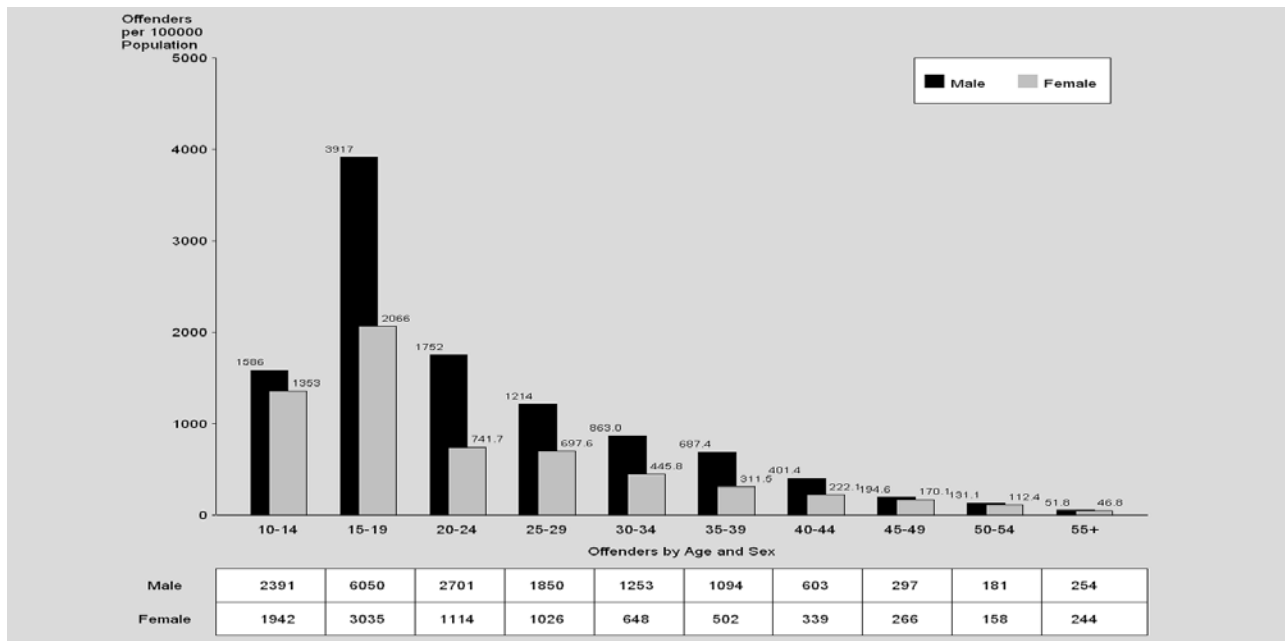
Approximately 41% of Unlawful Use of Motor Vehicle offenders were male aged fifteen to nineteen years. While only 11% of offenders were female, 47% of female offenders were aged

fifteen to nineteen years. There were very few offenders (only 4%) in the older age groups (forty years and over). Please note that attempted offences are included in this category.

* Only those offenders whose age and sex were identified are included.

Offenders

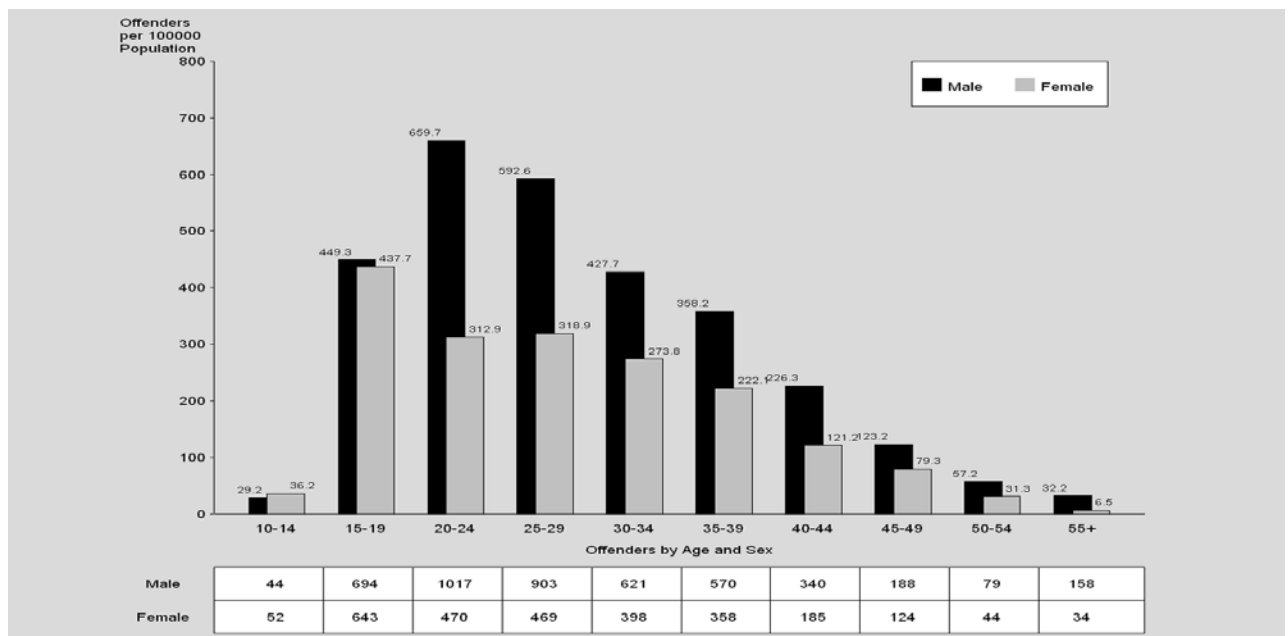
*Other Theft (excluding Unlawful Entry)**



The Other Theft (excluding Unlawful Entry) offence category is one of a small number of Offences Against Property committed by a substantial proportion of females. In 2008/09, 36% of offenders proceeded against for Other Theft (excluding Unlawful

Entry) offences were female. Approximately 34% of the total offenders were male in the fifteen to twenty-four year age cohort.

*Fraud**



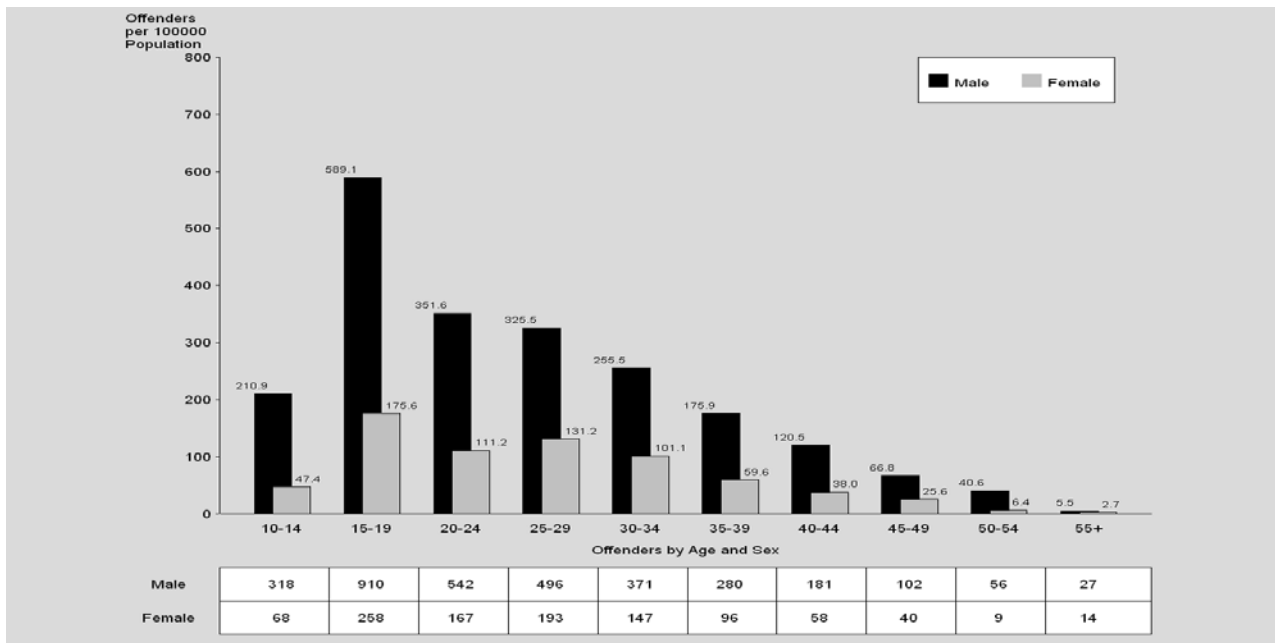
Fraud is another of the Offences Against Property for which a relatively high proportion of offenders are female. In 2008/09, 38% of those proceeded against for Fraud were female. Males

aged fifteen to twenty-nine years were most likely to offend (in fact, 57% of all male offenders were in this demographic).

* Only those offenders whose age and sex were identified are included.

Offenders

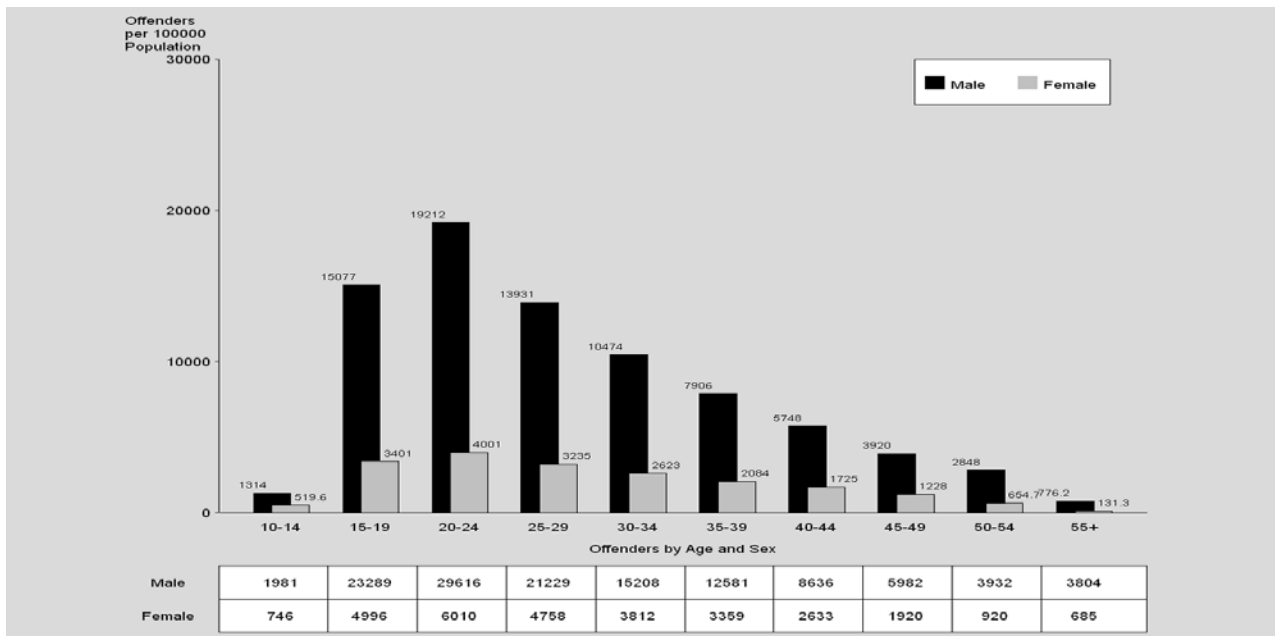
Handling Stolen Goods*



In all age groups, males were more likely than females to offend for Handling Stolen Goods offences (76% were male). For both males and females, those in the fifteen to nineteen

year age group were most likely to offend. As with most offence types the risk of offending, after the age of nineteen, decreased significantly with increasing age.

Other Offences*



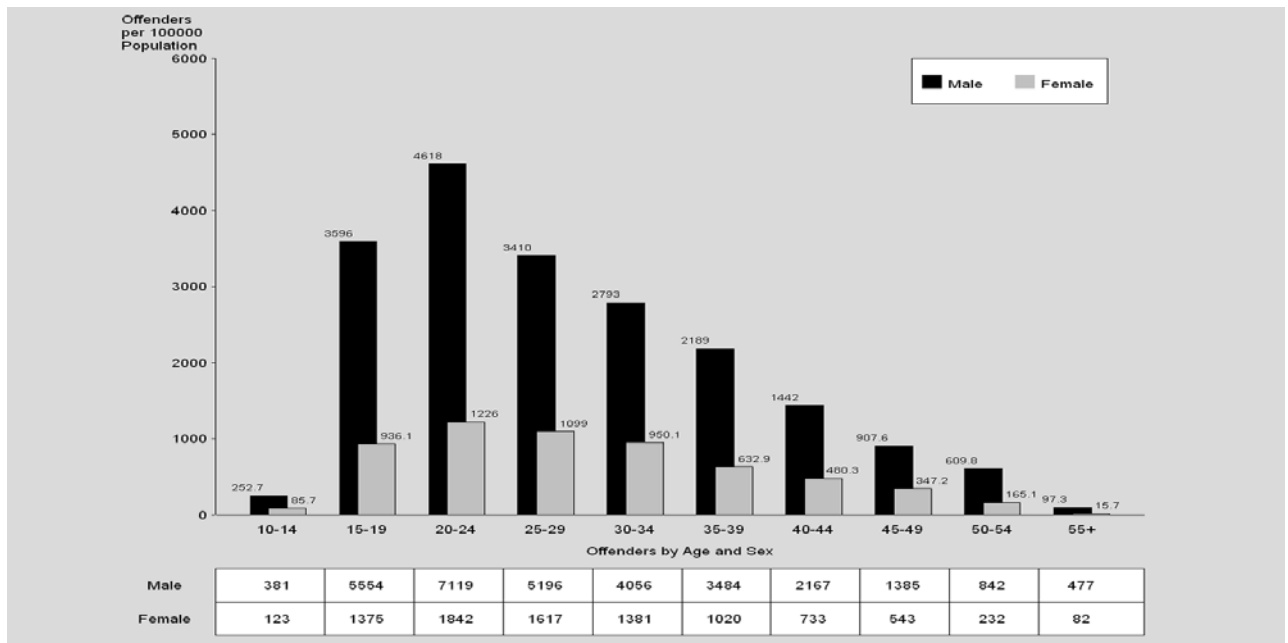
The majority (81%) of offenders for Other Offences were male, with males aged fifteen to twenty-nine years comprising 48% of offenders in 2008/09.

Approximately 60% of offenders were aged under thirty years. Of all female offenders, those aged twenty to twenty-four years were most likely to offend.

* Only those offenders whose age and sex were identified are included.

Offenders

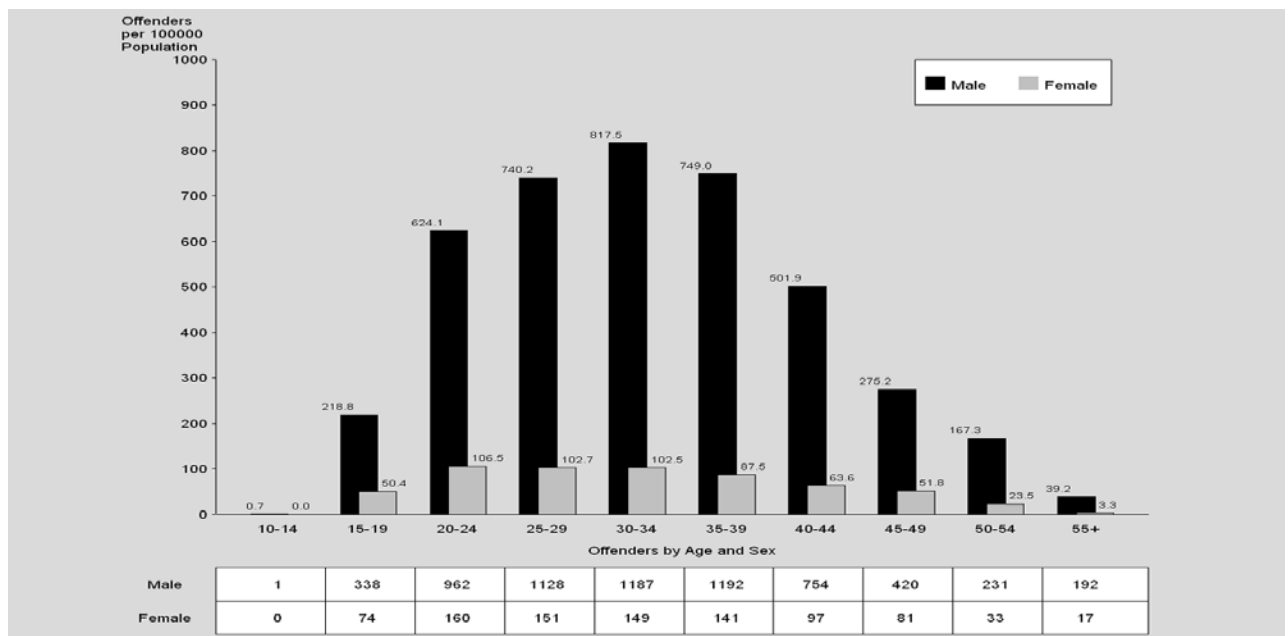
*Drug Offences**



Approximately 77% of offenders for Drug Offences were male, with the majority aged between fifteen and twenty-nine years inclusive. Females in the fifteen to thirty-four year age

bracket were also more likely to offend compared with those in other age groups. Unlike other offence categories, a sizeable proportion (16%) of offenders were aged over thirty-nine years

*Breach Domestic Violence Protection Order**



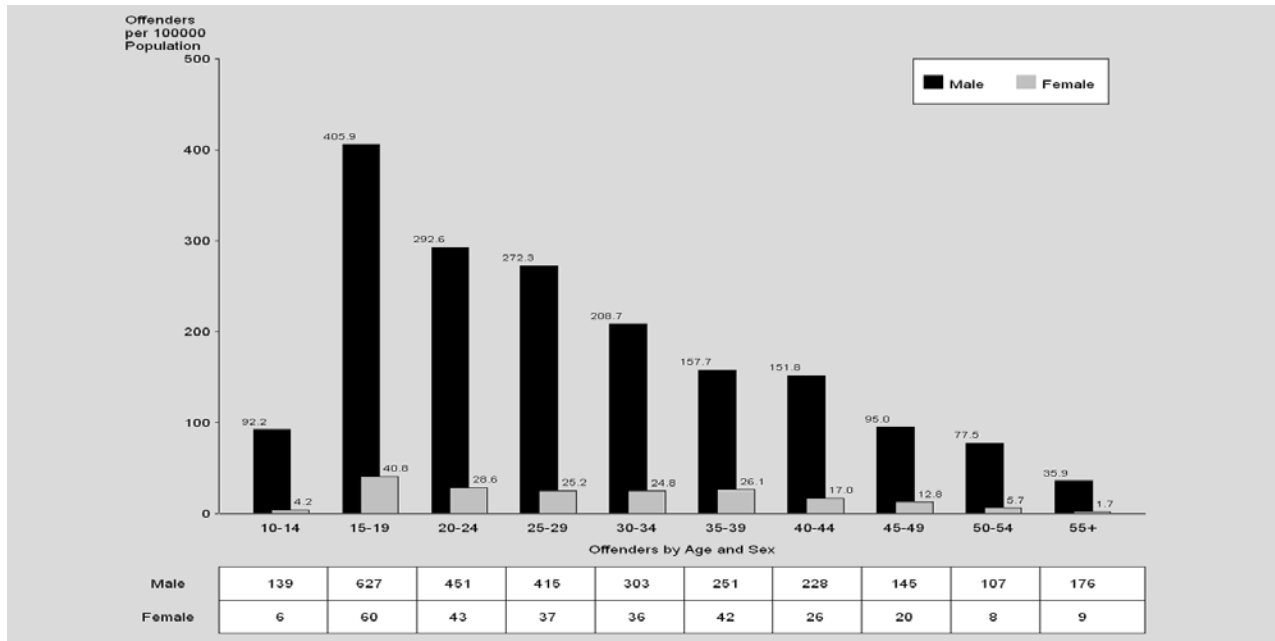
Approximately 88% of offenders for Breach of Domestic Violence Protection Orders were male and most were aged between twenty and thirty-nine years (61%). Unlike other

offence categories, a significant proportion of offenders (25%) were in the older age groups (forty years and over).

* Only those offenders whose age and sex were identified are included.

Offenders

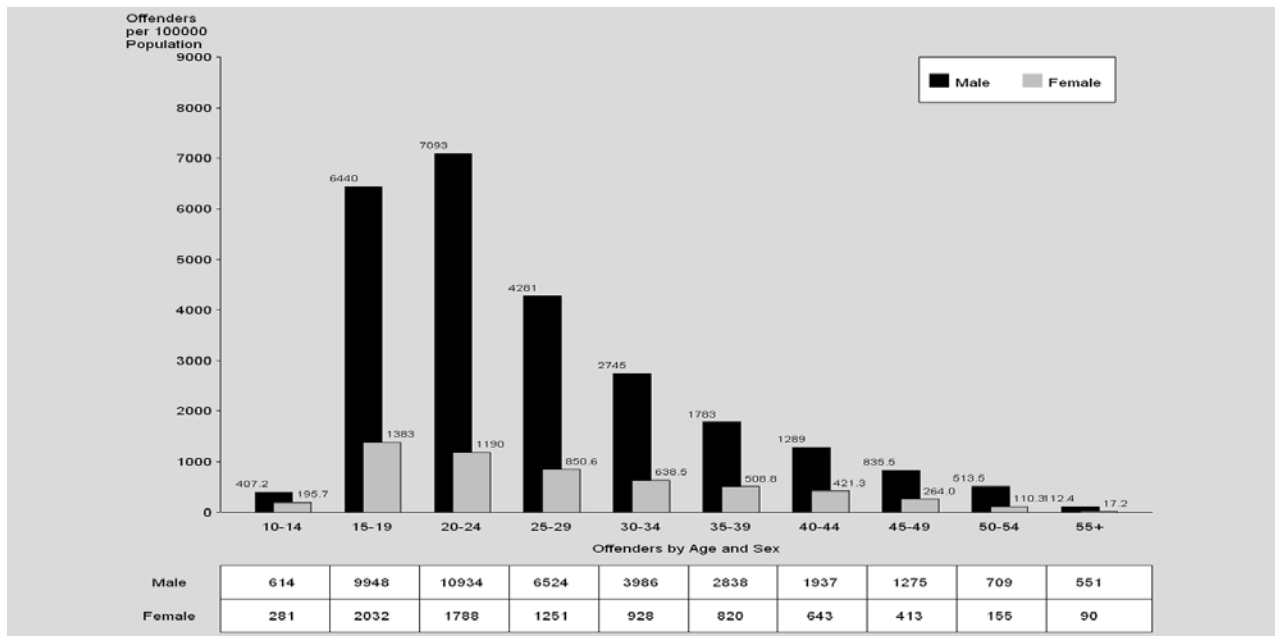
*Weapons Act Offences**



Approximately 91% of those actioned against for Weapons Act Offences were male and most were aged fifteen to nineteen years, although a significant proportion were aged over thirty-nine years. For females, those aged fifteen to twenty-nine

years were most likely to offend. As is evidenced in the graph above, the risk of offending after the age of nineteen decreased significantly as age increased.

*Good Order Offences**



Patterns of offending for Good Order Offences are typical of those displayed in most offence categories. The majority of offenders were male (82%) with males in the fifteen to

twenty-four age group most likely to offend (44% were in this demographic). After the age of twenty-four years, the likelihood of offending decreased with increasing age.

* Only those offenders whose age and sex were identified are included.