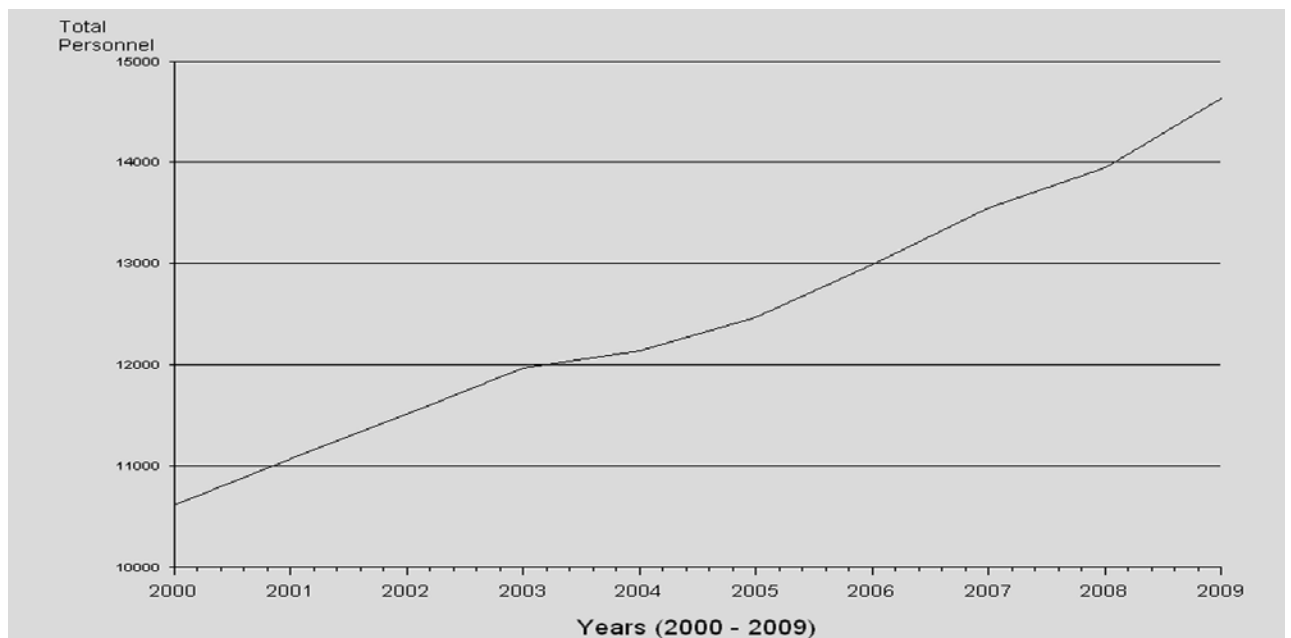


# Personnel

This section provides statistics pertaining to personnel within the Queensland Police Service. All data contained in this section were provided by the Human Resource Management Branch, Queensland Police Service, unless otherwise noted.

## *Total Police Service Personnel - 30 June*



# Personnel

## *Personnel by Rank/Classification at 30 June*

Rank / Classification	2008			2009		
	Male	Female	Persons	Male	Female	Persons
<b>Police Officers and Recruits</b>						
<b>Executive Officers</b>	<b>13</b>	<b>2</b>	<b>15</b>	<b>14</b>	<b>2</b>	<b>16</b>
Commissioner	1	0	1	1		1
Deputy Commissioner	1	1	2	1	1	2
Assistant Commissioner	11	1	12	12	1	13
<b>Commissioned Officers</b>	<b>334</b>	<b>20</b>	<b>354</b>	<b>369</b>	<b>22</b>	<b>391</b>
Chief Superintendent	11	1	12	13	1	14
Superintendent	46	3	49	49	4	53
Inspector	277	16	293	307	17	324
<b>Non-Commissioned Officers</b>	<b>2612</b>	<b>417</b>	<b>3029</b>	<b>2576</b>	<b>449</b>	<b>3025</b>
Senior Sergeant	676	67	743	653	75	728
Sergeant	1936	350	2286	1923	374	2297
<b>Constables</b>	<b>4441</b>	<b>1994</b>	<b>6435</b>	<b>4703</b>	<b>2142</b>	<b>6845</b>
Senior Constable	2360	935	3295	2450	993	3443
Constable	2081	1059	3140	2253	1149	3402
<b>Total Police Officers</b>	<b>7400</b>	<b>2433</b>	<b>9833</b>	<b>7662</b>	<b>2615</b>	<b>10277</b>
Recruits in Training	268	136	404	244	124	368
<b>Total Police Personnel</b>	<b>7668</b>	<b>2569</b>	<b>10237</b>	<b>7906</b>	<b>2739</b>	<b>10645</b>
<b>Public Service Officers*</b>						
<b>Senior Executive Service/Senior Officer</b>	<b>22</b>	<b>7</b>	<b>29</b>	<b>19</b>	<b>9</b>	<b>28</b>
Deputy Chief Executive	1	0	1	1	0	1
Director	5	2	7	4	5	9
Senior Officer	16	5	21	14	4	18
<b>Other Officers</b>	<b>726</b>	<b>2174</b>	<b>2900</b>	<b>781</b>	<b>2359</b>	<b>3140</b>
Administrative Officer	619	2074	2693	668	2240	2908
Technical Officer	48	20	68	50	24	74
Professional Officer	57	80	137	61	95	156
Operational Officer	2	0	2	2	0	2
<b>Total Public Service Officers</b>	<b>748</b>	<b>2181</b>	<b>2929</b>	<b>800</b>	<b>2368</b>	<b>3168</b>
<b>General Employees</b>						
Communications Room Operators	122	163	285	110	188	298
Police Liaison Officers	78	44	122	87	46	133
Assistant Watchhouse Officers	51	21	72	70	23	93
Queensland ATSI Police	5	2	7	4	1	5
Trainees - Justice Studies	2	3	5	5	2	7
Trainees - General	1	1	2	0	0	0
Pilots	9	0	9	9	0	9
General Wages Staff	117	101	218	107	94	201
Trade and trade related	44	0	44	54	0	54
Casual	4	14	18	4	10	14
<b>Total Other Personnel</b>	<b>433</b>	<b>349</b>	<b>782</b>	<b>450</b>	<b>364</b>	<b>814</b>
<b>All Personnel</b>						
<b>Total All Personnel</b>	<b>8849</b>	<b>5099</b>	<b>13948</b>	<b>9156</b>	<b>5471</b>	<b>14627</b>

\* Includes temporary employees occupying Public Service positions.

# Personnel

## Separations by Rank/Classification - 2008/09

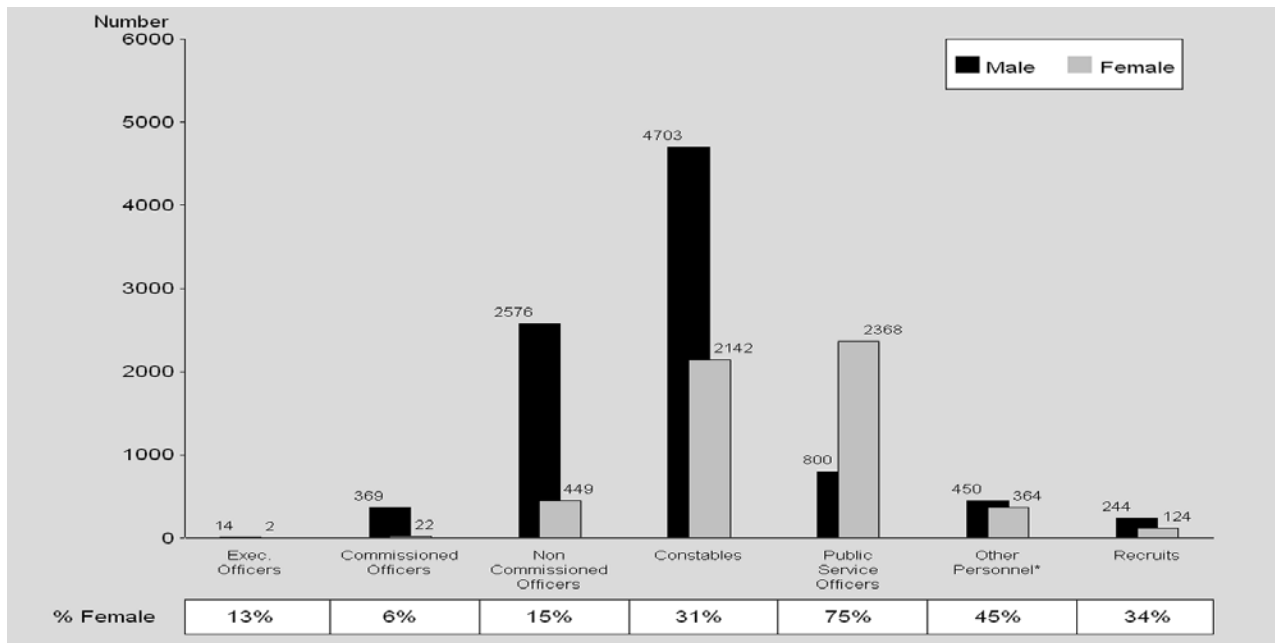
Rank / Classification	Retirements				Other Separations					TOTAL
	- Age - 60 years and over	- Age - 55 - 59 years	VER^	Medical grounds	Resignation	Death	Dismissal	Scheduled Completion	Transfer to other Govt Agencies	
<b>Police Personnel</b>										
<b>Executive Officers</b>	<b>0</b>	<b>1</b>	<b>0</b>	<b>0</b>	<b>0</b>	<b>0</b>	<b>0</b>	<b>0</b>	<b>n/a</b>	<b>1</b>
Commissioner	0	0	0	0	0	0	0	0	n/a	0
Deputy Commissioner	0	0	0	0	0	0	0	0	n/a	0
Assistant Commissioner	0	1	0	0	0	0	0	0	n/a	1
<b>Commissioned Officers</b>	<b>4</b>	<b>14</b>	<b>0</b>	<b>2</b>	<b>2</b>	<b>0</b>	<b>0</b>	<b>0</b>	<b>n/a</b>	<b>22</b>
Chief Superintendent	0	0	0	0	0	0	0	0	n/a	0
Superintendent	0	2	0	0	0	0	0	0	n/a	2
Inspector	4	12	0	2	2	0	0	0	n/a	20
<b>Non-Commissioned Officers</b>	<b>20</b>	<b>30</b>	<b>0</b>	<b>24</b>	<b>40</b>	<b>0</b>	<b>1</b>	<b>0</b>	<b>n/a</b>	<b>115</b>
Senior Sergeant	7	9	0	4	7	0	0	0	n/a	27
Sergeant	13	21	0	20	33	0	1	0	n/a	88
<b>Constables</b>	<b>4</b>	<b>4</b>	<b>0</b>	<b>38</b>	<b>198</b>	<b>3</b>	<b>3</b>	<b>0</b>	<b>n/a</b>	<b>250</b>
Senior Constable	4	4	0	31	85	2	0	0	n/a	126
Constable	0	0	0	7	113	1	3	0	n/a	124
<b>Total Police Officers</b>	<b>28</b>	<b>49</b>	<b>0</b>	<b>64</b>	<b>240</b>	<b>3</b>	<b>4</b>	<b>0</b>	<b>0</b>	<b>388</b>
<b>Public Service Officers*</b>										
<b>Senior Executive Service/Senior Officer</b>	<b>1</b>	<b>0</b>	<b>0</b>	<b>0</b>	<b>1</b>	<b>0</b>	<b>0</b>	<b>0</b>	<b>2</b>	<b>4</b>
Deputy Chief Executive	0	0	0	0	0	0	0	0	0	0
Director	0	0	0	0	0	0	0	0	1	1
Senior Officer	1	0	0	0	1	0	0	0	1	3
<b>Other Officers</b>	<b>21</b>	<b>14</b>	<b>0</b>	<b>10</b>	<b>165</b>	<b>3</b>	<b>0</b>	<b>90</b>	<b>38</b>	<b>341</b>
Administrative Officer	18	13	0	9	154	2	0	84	31	311
Technical Officer	0	1	0	1	1	1	0	1	2	7
Professional Officer	3	0	0	0	10	0	0	4	5	22
Operational Officer	0	0	0	0	0	0	0	1	0	1
<b>Total Public Service Officers</b>	<b>22</b>	<b>14</b>	<b>0</b>	<b>10</b>	<b>166</b>	<b>3</b>	<b>0</b>	<b>90</b>	<b>40</b>	<b>345</b>
<b>General Employees</b>										
Communications Room Operators	0	1	0	0	21	0	0	4	6	32
Police Liaison Officers	1	0	0	0	12	1	0	0	1	15
Assistant Watchhouse Officers	0	0	0	0	8	0	0	0	1	9
Queensland ATSI Police	0	0	0	0	1	0	0	0	0	1
Trainees - Justice Studies	0	0	0	0	2	0	0	0	0	2
Trainees - General	0	0	0	0	0	0	0	0	0	0
Pilots	0	0	0	0	2	0	0	1	0	3
General Wages Staff	3	1	0	1	17	1	0	1	1	25
Trade and trade related	0	0	0	0	2	0	0	0	0	2
Casual	0	0	0	0	1	0	0	10	0	11
<b>Total Other Personnel</b>	<b>4</b>	<b>2</b>	<b>0</b>	<b>1</b>	<b>66</b>	<b>2</b>	<b>0</b>	<b>16</b>	<b>9</b>	<b>100</b>
<b>All Personnel</b>										
<b>Total All Personnel</b>	<b>54</b>	<b>65</b>	<b>0</b>	<b>75</b>	<b>472</b>	<b>8</b>	<b>4</b>	<b>106</b>	<b>49</b>	<b>833</b>

^ VER - Voluntary Early Retirement

\* Includes temporary employees occupying Public Service positions.

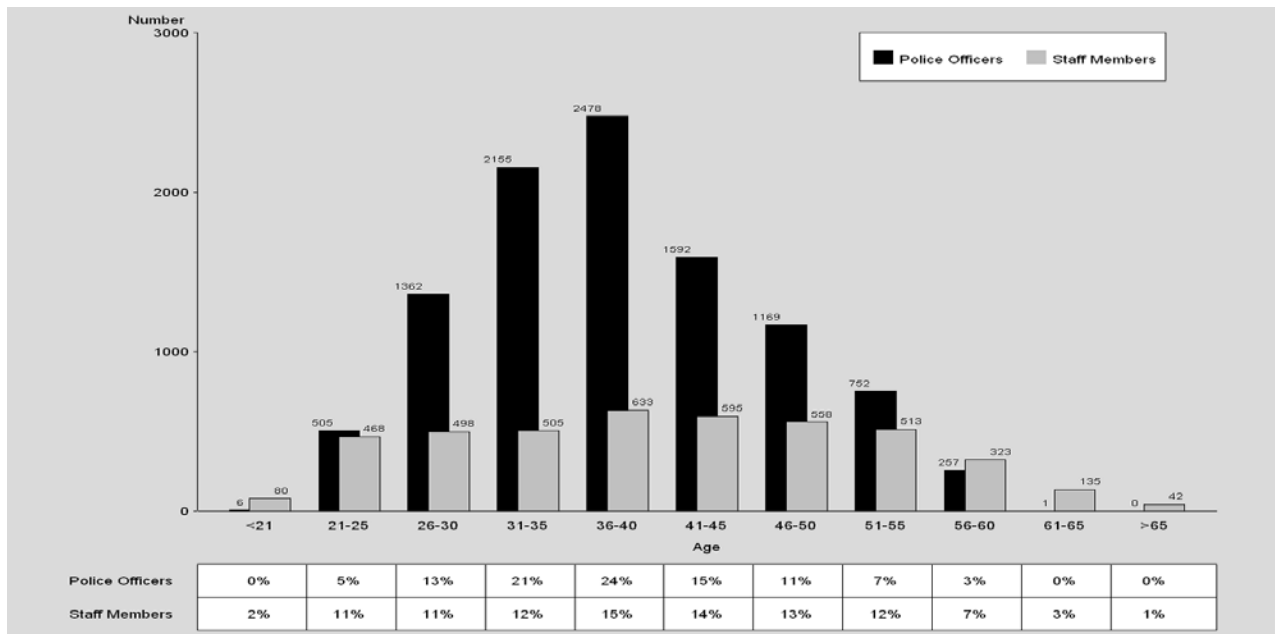
# Personnel

## Personnel by Gender



\* Other Personnel includes Communication Room Operators, Police Liaison Officers, Assistant Watchhouse Officers, Queensland ATSI Police, Trainees, Pilots, General Wages Staff, Trade and Trade Related and Casual staff.

## Personnel by Age



Note:  
 1. Percentages have been rounded to the nearest whole number. Therefore, although the percentages are correct, they do not add to 100%.  
 2. The total for Staff Members includes Recruits.

# Personnel

## *Police Officers Promotions, Transfers and Reviews - 2008/09*

	Promotion	Transfer *	Lateral Transfer #	Disciplinary Suspension / Stand-down **	Total
<b>Decisions</b>	<b>277</b>	<b>237</b>	<b>1823</b>	<b>26</b>	<b>2363</b>
Decisions Reviewed	8	4	2	5	19
Pct of Decisions Reviewed	2.9%	1.7%	0.1%	19.2%	0.8%
<b>Reviews Lodged</b>	<b>40</b>	<b>8</b>	<b>2</b>	<b>5</b>	<b>55</b>
Upheld ^	0	0	0	0	0
Dismissed ^	5	3	2	0	10
Lapsed ^	0	0	0	0	0
Withdrawn ^	31	4	0	3	38
Re-assessed ^	0	0	0	0	0
Out of Jurisdiction	1	0	0	1	2
Awaiting Hearing ^	3	1	0	1	5

\* Excludes the initial allocation of Recruits.

^ Results of Reviews include some decisions of Reviews lodged during 2007/2008

\*\* Disciplinary reviews restricted to Breaches of Discipline only.

# Includes the Permanent Allocation of First Year Constables.

## *Police Recruitment Appointment by Gender*

Type of Appointment	2007/08			2008/09		
	Male	Female	Total	Male	Female	Total
<b>Sworn-In</b>	<b>473</b>	<b>231</b>	<b>704</b>	<b>558</b>	<b>274</b>	<b>832</b>
Recruit - PROVE Program *	397	215	612	456	253	709
Recruit - PACE Program ^	66	13	79	86	17	103
Recruit - RACE Program ^^	10	3	13	16	4	20
<b>Intake</b>	<b>607</b>	<b>292</b>	<b>899</b>	<b>588</b>	<b>262</b>	<b>850</b>

\* PROVE - New recruits put through the Police Recruit Operational Vocational Education Program.

^ PACE - Former Police Officers put through the Police Abridged Competency Education Course.

^^ RACE - Former Police Officers put through the Re-joiner Accelerated Competency Education Program.