

Offender/Victim Relationships

This section provides details of the types of relationships between offenders and victims for all Offences Against the Person where an offender has been proceeded against.

The statistics in this section are counts of offenders, rather than victims or relationships. Therefore, if an offender commits an offence against more than one victim in a single incident, only the offender's relationship with the primary victim is recorded.

The relationship classifications used are derived from those used by the Australian Bureau of Statistics in *Recorded Crime Australia* (Catalogue No. 4510.0).

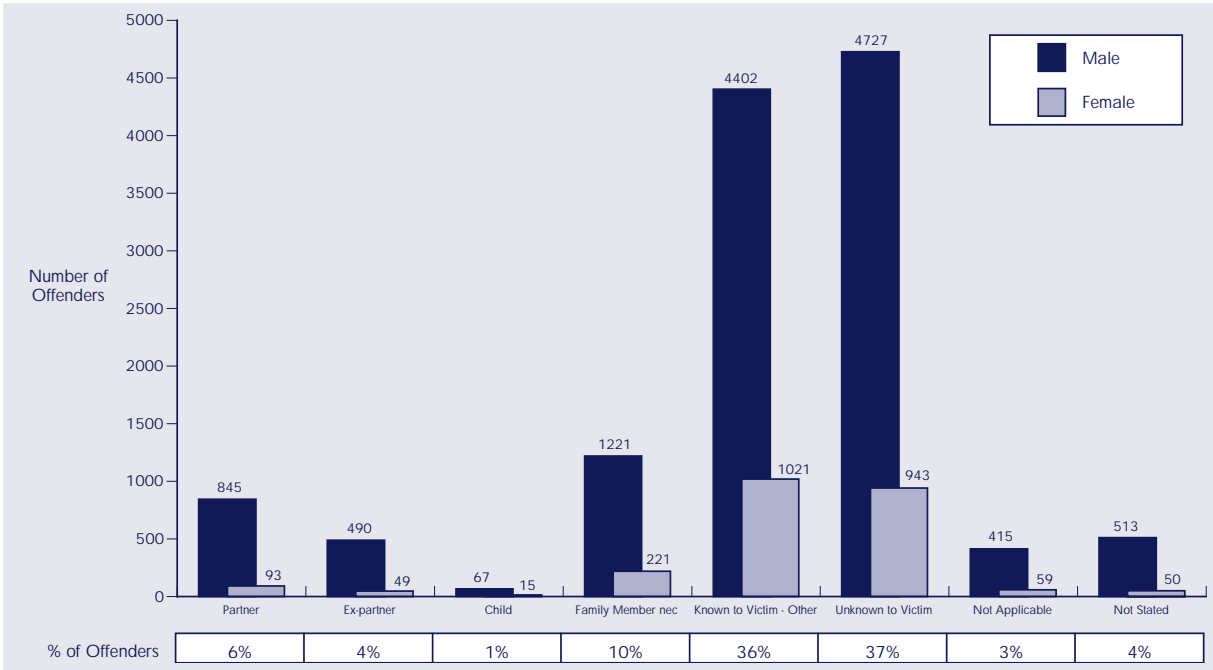
As illustrated in the graph below, the offender was

known to the victim in a little more than half of the cases where the relationship was identified, including twenty per cent where the offender and victims were related. The remaining 'Known to Victim' classification includes friends, colleagues, and both professional and other acquaintances.

The 'Not Applicable' category includes those offences where the victim is an organisation or the offence is victimless (that is, the offence is a "Regina" offence).

The recording of the relationship between the offender and victim became mandatory in the latter part of the 1997/98 financial year. Thus, caution should be exercised when comparing data presented in this section with previous years.

Offences Against the Person* - 1998/99



* Only those offenders whose sex was identified are included.

offender/victim relationships

Offenders By Sex & Relationship to Victim* - 1998/99

Offence	Partner		Ex-Partner		Child		Other Family Member n.e.c.	
	Male	Female	Male	Female	Male	Female	Male	Female
Far Northern Region								
Homicide	4	2	0	0	0	0	2	2
Murder	2	1	0	0	0	0	0	2
Attempted Murder	2	1	0	0	0	0	1	0
Conspiracy to Murder	0	0	0	0	0	0	0	0
Driving Causing Death	0	0	0	0	0	0	0	0
Manslaughter (excl. by Driving)	0	0	0	0	0	0	1	0
Assault	284	24	82	3	8	3	134	44
Serious Assault	243	21	55	1	6	3	99	33
Other Assault	41	3	27	2	2	0	35	11
Sexual Offences	4	0	3	0	0	0	58	0
Rape & Attempted Rape	4	0	2	0	0	0	17	0
Other Sexual Offences	0	0	1	0	0	0	41	0
Robbery	1	0	0	0	0	0	0	0
Armed Robbery	0	0	0	0	0	0	0	0
Unarmed Robbery	1	0	0	0	0	0	0	0
Extortion	0	0	0	0	0	0	0	0
Kidnapping & Abduction	2	0	2	0	0	0	0	0
Other Offences Against the Person	5	0	2	0	0	0	4	0
Offences Against the Person	300	26	89	3	8	3	198	46
Northern Region								
Homicide	2	2	1	1	0	0	3	1
Murder	2	1	0	0	0	0	2	1
Attempted Murder	0	1	1	1	0	0	1	0
Conspiracy to Murder	0	0	0	0	0	0	0	0
Driving Causing Death	0	0	0	0	0	0	0	0
Manslaughter (excl. by Driving)	0	0	0	0	0	0	0	0
Assault	153	25	61	13	4	0	75	29
Serious Assault	130	16	45	10	3	0	52	22
Other Assault	23	9	16	3	1	0	23	7
Sexual Offences	6	0	1	0	0	0	50	0
Rape & Attempted Rape	2	0	1	0	0	0	9	0
Other Sexual Offences	4	0	0	0	0	0	41	0
Robbery	0	0	2	0	0	0	1	0
Armed Robbery	0	0	1	0	0	0	1	0
Unarmed Robbery	0	0	1	0	0	0	0	0
Extortion	0	0	0	0	0	0	0	0
Kidnapping & Abduction	5	0	4	0	0	0	1	0
Other Offences Against the Person	2	0	6	0	0	0	3	3
Offences Against the Person	168	27	75	14	4	0	133	33
Central Region								
Homicide	0	1	1	0	0	0	2	1
Murder	0	1	1	0	0	0	1	0
Attempted Murder	0	0	0	0	0	0	1	1
Conspiracy to Murder	0	0	0	0	0	0	0	0
Driving Causing Death	0	0	0	0	0	0	0	0
Manslaughter (excl. by Driving)	0	0	0	0	0	0	0	0
Assault	64	4	30	4	3	1	34	12
Serious Assault	56	4	24	3	2	1	24	10
Other Assault	8	0	6	1	1	0	10	2
Sexual Offences	2	0	4	0	0	0	79	1
Rape & Attempted Rape	1	0	1	0	0	0	13	0
Other Sexual Offences	1	0	3	0	0	0	66	1
Robbery	0	0	2	0	0	0	1	0
Armed Robbery	0	0	1	0	0	0	1	0
Unarmed Robbery	0	0	1	0	0	0	0	0
Extortion	0	0	0	0	0	0	0	0
Kidnapping & Abduction	0	0	7	0	0	0	2	0
Other Offences Against the Person	0	0	7	0	1	0	8	7
Offences Against the Person	66	5	51	4	4	1	126	21

* Only those offenders whose sex was identified are included.

offender/victim relationships

Offenders By Sex & Relationship to Victim* - 1998/99

Offence	Known to Victim - Other		Unknown to Victim		Not Applicable		Not Stated	
	Male	Female	Male	Female	Male	Female	Male	Female
Far Northern Region								
Homicide	9	2	4	0	0	0	0	0
Murder	6	1	1	0	0	0	0	0
Attempted Murder	3	0	1	0	0	0	0	0
Conspiracy to Murder	0	0	0	0	0	0	0	0
Driving Causing Death	0	0	2	0	0	0	0	0
Manslaughter (excl. by Driving)	0	1	0	0	0	0	0	0
Assault	513	154	478	119	0	0	2	1
Serious Assault	348	99	224	52	0	0	0	0
Other Assault	165	55	254	67	0	0	2	1
Sexual Offences	87	0	31	0	0	0	11	0
Rape & Attempted Rape	26	0	7	0	0	0	0	0
Other Sexual Offences	61	0	24	0	0	0	11	0
Robbery	6	0	42	3	15	0	2	0
Armed Robbery	4	0	18	1	15	0	2	0
Unarmed Robbery	2	0	24	2	0	0	0	0
Extortion	0	1	0	0	2	0	0	0
Kidnapping & Abduction	7	0	2	0	0	0	0	0
Other Offences Against the Person	26	2	27	1	3	0	52	7
Offences Against the Person	648	159	584	123	20	0	67	8
Northern Region								
Homicide	11	5	8	1	0	0	0	0
Murder	3	1	6	1	0	0	0	0
Attempted Murder	7	2	0	0	0	0	0	0
Conspiracy to Murder	0	0	0	0	0	0	0	0
Driving Causing Death	1	2	2	0	0	0	0	0
Manslaughter (excl. by Driving)	0	0	0	0	0	0	0	0
Assault	396	144	348	100	0	0	10	1
Serious Assault	296	98	166	30	0	0	5	1
Other Assault	100	46	182	70	0	0	5	0
Sexual Offences	69	1	18	0	0	0	10	0
Rape & Attempted Rape	24	0	2	0	0	0	0	0
Other Sexual Offences	45	1	16	0	0	0	10	0
Robbery	7	4	25	3	16	1	2	0
Armed Robbery	3	1	12	2	14	1	0	0
Unarmed Robbery	4	3	13	1	2	0	2	0
Extortion	1	0	1	0	0	0	0	0
Kidnapping & Abduction	11	1	6	0	0	0	0	0
Other Offences Against the Person	28	5	25	3	1	0	40	13
Offences Against the Person	523	160	431	107	17	1	62	14
Central Region								
Homicide	7	0	6	0	0	0	1	0
Murder	2	0	1	0	0	0	0	0
Attempted Murder	2	0	5	0	0	0	1	0
Conspiracy to Murder	0	0	0	0	0	0	0	0
Driving Causing Death	2	0	0	0	0	0	0	0
Manslaughter (excl. by Driving)	1	0	0	0	0	0	0	0
Assault	326	95	367	68	1	0	0	0
Serious Assault	226	63	158	25	1	0	0	0
Other Assault	100	32	209	43	0	0	0	0
Sexual Offences	138	2	23	0	0	0	7	0
Rape & Attempted Rape	14	0	4	0	0	0	0	0
Other Sexual Offences	124	2	19	0	0	0	7	0
Robbery	6	0	36	3	10	2	1	0
Armed Robbery	2	0	14	1	10	2	1	0
Unarmed Robbery	4	0	22	2	0	0	0	0
Extortion	2	0	3	0	1	0	1	0
Kidnapping & Abduction	6	1	5	2	0	0	1	0
Other Offences Against the Person	27	5	20	3	4	0	26	1
Offences Against the Person	512	103	460	76	16	2	37	1

* Only those offenders whose sex was identified are included.

offender/victim relationships

Offenders By Sex & Relationship to Victim* - 1998/99

Offence	Partner		Ex-Partner		Child		Other Family Member n.e.c.	
	Male	Female	Male	Female	Male	Female	Male	Female
North Coast Region								
Homicide	1	0	0	1	0	0	1	2
Murder	1	0	0	0	0	0	0	1
Attempted Murder	0	0	0	0	0	0	1	1
Conspiracy to Murder	0	0	0	1	0	0	0	0
Driving Causing Death	0	0	0	0	0	0	0	0
Manslaughter (excl. by Driving)	0	0	0	0	0	0	0	0
Assault	85	7	61	7	10	2	80	16
Serious Assault	62	5	41	6	6	1	49	7
Other Assault	23	2	20	1	4	1	31	9
Sexual Offences	0	0	5	0	2	0	140	4
Rape & Attempted Rape	0	0	5	0	0	0	34	0
Other Sexual Offences	0	0	0	0	2	0	106	4
Robbery	0	0	1	0	0	0	0	0
Armed Robbery	0	0	1	0	0	0	0	0
Unarmed Robbery	0	0	0	0	0	0	0	0
Extortion	0	0	0	0	0	0	0	0
Kidnapping & Abduction	1	0	1	0	1	0	2	0
Other Offences Against the Person	5	0	4	0	1	0	13	12
Offences Against the Person	92	7	72	8	14	2	236	34
Southern Region								
Homicide	2	1	0	0	0	0	2	1
Murder	0	0	0	0	0	0	1	1
Attempted Murder	2	1	0	0	0	0	1	0
Conspiracy to Murder	0	0	0	0	0	0	0	0
Driving Causing Death	0	0	0	0	0	0	0	0
Manslaughter (excl. by Driving)	0	0	0	0	0	0	0	0
Assault	84	6	42	5	7	3	68	16
Serious Assault	64	6	34	2	4	2	47	8
Other Assault	20	0	8	3	3	1	21	8
Sexual Offences	14	0	2	0	2	0	124	4
Rape & Attempted Rape	12	0	1	0	0	0	14	0
Other Sexual Offences	2	0	1	0	2	0	110	4
Robbery	0	0	0	0	1	0	1	0
Armed Robbery	0	0	0	0	0	0	0	0
Unarmed Robbery	0	0	0	0	1	0	1	0
Extortion	0	0	1	0	0	0	0	0
Kidnapping & Abduction	3	0	2	0	0	0	4	0
Other Offences Against the Person	2	0	8	0	1	0	5	1
Offences Against the Person	105	7	55	5	11	3	204	22
South Eastern Region								
Homicide	0	3	1	0	1	0	0	2
Murder	0	3	0	0	0	0	0	1
Attempted Murder	0	0	1	0	1	0	0	1
Conspiracy to Murder	0	0	0	0	0	0	0	0
Driving Causing Death	0	0	0	0	0	0	0	0
Manslaughter (excl. by Driving)	0	0	0	0	0	0	0	0
Assault	49	8	31	6	5	2	58	19
Serious Assault	38	7	21	3	4	1	43	15
Other Assault	11	1	10	3	1	1	15	4
Sexual Offences	1	0	10	0	0	0	75	1
Rape & Attempted Rape	1	0	9	0	0	0	11	0
Other Sexual Offences	0	0	1	0	0	0	64	1
Robbery	0	0	1	0	0	0	0	0
Armed Robbery	0	0	0	0	0	0	0	0
Unarmed Robbery	0	0	1	0	0	0	0	0
Extortion	0	0	0	0	0	0	0	1
Kidnapping & Abduction	2	0	6	0	0	0	1	2
Other Offences Against the Person	1	0	14	2	3	1	6	7
Offences Against the Person	53	11	63	8	9	3	140	32

* Only those offenders whose sex was identified are included.

offender/victim relationships

Offenders By Sex & Relationship to Victim* - 1998/99

Offence	Known to Victim - Other		Unknown to Victim		Not Applicable		Not Stated	
	Male	Female	Male	Female	Male	Female	Male	Female
North Coast Region								
Homicide	9	2	17	0	0	0	0	1
Murder	2	1	0	0	0	0	0	0
Attempted Murder	6	1	13	0	0	0	0	0
Conspiracy to Murder	1	0	0	0	0	0	0	0
Driving Causing Death	0	0	4	0	0	0	0	1
Manslaughter (excl. by Driving)	0	0	0	0	0	0	0	0
Assault	458	168	454	97	2	1	4	1
Serious Assault	313	100	209	23	1	0	1	0
Other Assault	145	68	245	74	1	1	3	1
Sexual Offences	171	2	29	0	0	0	15	0
Rape & Attempted Rape	38	0	5	0	0	0	0	0
Other Sexual Offences	133	2	24	0	0	0	15	0
Robbery	27	2	60	8	45	5	3	0
Armed Robbery	14	0	33	7	38	5	0	0
Unarmed Robbery	13	2	27	1	7	0	3	0
Extortion	2	0	0	0	0	0	0	0
Kidnapping & Abduction	18	2	13	0	0	0	0	0
Other Offences Against the Person	36	4	23	2	2	0	47	9
Offences Against the Person	721	180	596	107	49	6	69	11
Southern Region								
Homicide	15	2	21	1	0	0	0	0
Murder	4	0	10	0	0	0	0	0
Attempted Murder	9	2	6	0	0	0	0	0
Conspiracy to Murder	0	0	0	0	0	0	0	0
Driving Causing Death	2	0	5	1	0	0	0	0
Manslaughter (excl. by Driving)	0	0	0	0	0	0	0	0
Assault	428	156	348	83	2	2	7	3
Serious Assault	304	102	176	31	0	1	4	0
Other Assault	124	54	172	52	2	1	3	3
Sexual Offences	137	3	14	0	0	0	15	0
Rape & Attempted Rape	25	1	2	0	0	0	0	0
Other Sexual Offences	112	2	12	0	0	0	15	0
Robbery	21	8	55	11	44	5	1	0
Armed Robbery	8	4	39	9	42	5	1	0
Unarmed Robbery	13	4	16	2	2	0	0	0
Extortion	1	0	0	0	0	0	0	0
Kidnapping & Abduction	13	3	10	0	0	0	0	0
Other Offences Against the Person	28	7	24	1	3	0	43	4
Offences Against the Person	643	179	472	96	49	7	66	7
South Eastern Region								
Homicide	14	2	5	1	0	0	0	0
Murder	5	0	0	0	0	0	0	0
Attempted Murder	7	1	4	1	0	0	0	0
Conspiracy to Murder	0	0	0	0	0	0	0	0
Driving Causing Death	2	1	1	0	0	0	0	0
Manslaughter (excl. by Driving)	0	0	0	0	0	0	0	0
Assault	307	80	525	114	0	0	3	1
Serious Assault	230	54	254	48	0	0	1	1
Other Assault	77	26	271	66	0	0	2	0
Sexual Offences	148	2	47	2	0	0	25	0
Rape & Attempted Rape	28	0	7	0	0	0	0	0
Other Sexual Offences	120	2	40	2	0	0	25	0
Robbery	26	1	95	16	91	11	0	0
Armed Robbery	11	0	47	8	81	9	0	0
Unarmed Robbery	15	1	48	8	10	2	0	0
Extortion	1	0	3	0	0	4	0	0
Kidnapping & Abduction	20	0	23	0	0	0	1	0
Other Offences Against the Person	33	5	24	2	4	1	45	2
Offences Against the Person	549	90	722	135	95	16	74	3

* Only those offenders whose sex was identified are included.

offender/victim relationships

Offenders By Sex & Relationship to Victim* - 1998/99

Offence	Partner		Ex-Partner		Child		Other Family Member n.e.c.	
	Male	Female	Male	Female	Male	Female	Male	Female
Metropolitan North Region								
Homicide	2	0	0	0	1	0	1	0
Murder	1	0	0	0	0	0	0	0
Attempted Murder	1	0	0	0	1	0	1	0
Conspiracy to Murder	0	0	0	0	0	0	0	0
Driving Causing Death	0	0	0	0	0	0	0	0
Manslaughter (excl. by Driving)	0	0	0	0	0	0	0	0
Assault	21	4	24	4	4	0	34	6
Serious Assault	15	4	18	4	3	0	25	4
Other Assault	6	0	6	0	1	0	9	2
Sexual Offences	4	0	3	0	0	0	34	2
Rape & Attempted Rape	2	0	3	0	0	0	2	0
Other Sexual Offences	2	0	0	0	0	0	32	2
Robbery	0	0	0	0	0	0	1	0
Armed Robbery	0	0	0	0	0	0	1	0
Unarmed Robbery	0	0	0	0	0	0	0	0
Extortion	0	0	0	0	0	0	0	0
Kidnapping & Abduction	3	0	0	0	0	0	1	0
Other Offences Against the Person	2	0	14	0	2	0	6	4
Offences Against the Person	32	4	41	4	7	0	77	12
Metropolitan South Region								
Homicide	0	1	0	1	0	0	2	1
Murder	0	0	0	0	0	0	0	1
Attempted Murder	0	1	0	1	0	0	2	0
Conspiracy to Murder	0	0	0	0	0	0	0	0
Driving Causing Death	0	0	0	0	0	0	0	0
Manslaughter (excl. by Driving)	0	0	0	0	0	0	0	0
Assault	24	5	30	2	8	3	33	16
Serious Assault	18	4	22	1	7	2	24	12
Other Assault	6	1	8	1	1	1	9	4
Sexual Offences	4	0	6	0	0	0	66	0
Rape & Attempted Rape	3	0	4	0	0	0	9	0
Other Sexual Offences	1	0	2	0	0	0	57	0
Robbery	0	0	1	0	1	0	3	1
Armed Robbery	0	0	0	0	0	0	3	1
Unarmed Robbery	0	0	1	0	1	0	0	0
Extortion	0	0	0	0	0	0	0	0
Kidnapping & Abduction	1	0	2	0	0	0	1	0
Other Offences Against the Person	0	0	5	0	1	0	2	3
Offences Against the Person	29	6	44	3	10	3	107	21
Queensland								
Homicide	11	10	3	3	2	0	13	10
Murder	6	6	1	0	0	0	4	7
Attempted Murder	5	4	2	2	2	0	8	3
Conspiracy to Murder	0	0	0	1	0	0	0	0
Driving Causing Death	0	0	0	0	0	0	0	0
Manslaughter (excl. by Driving)	0	0	0	0	0	0	1	0
Assault	764	83	361	44	49	14	516	158
Serious Assault	626	67	260	30	35	10	363	111
Other Assault	138	16	101	14	14	4	153	47
Sexual Offences	35	0	34	0	4	0	626	12
Rape & Attempted Rape	25	0	26	0	0	0	109	0
Other Sexual Offences	10	0	8	0	4	0	517	12
Robbery	1	0	7	0	2	0	7	1
Armed Robbery	0	0	3	0	0	0	6	1
Unarmed Robbery	1	0	4	0	2	0	1	0
Extortion	0	0	1	0	0	0	0	1
Kidnapping & Abduction	17	0	24	0	1	0	12	2
Other Offences Against the Person	17	0	60	2	9	1	47	37
Offences Against the Person	845	93	490	49	67	15	1221	221

* Only those offenders whose sex was identified are included.

offender/victim relationships

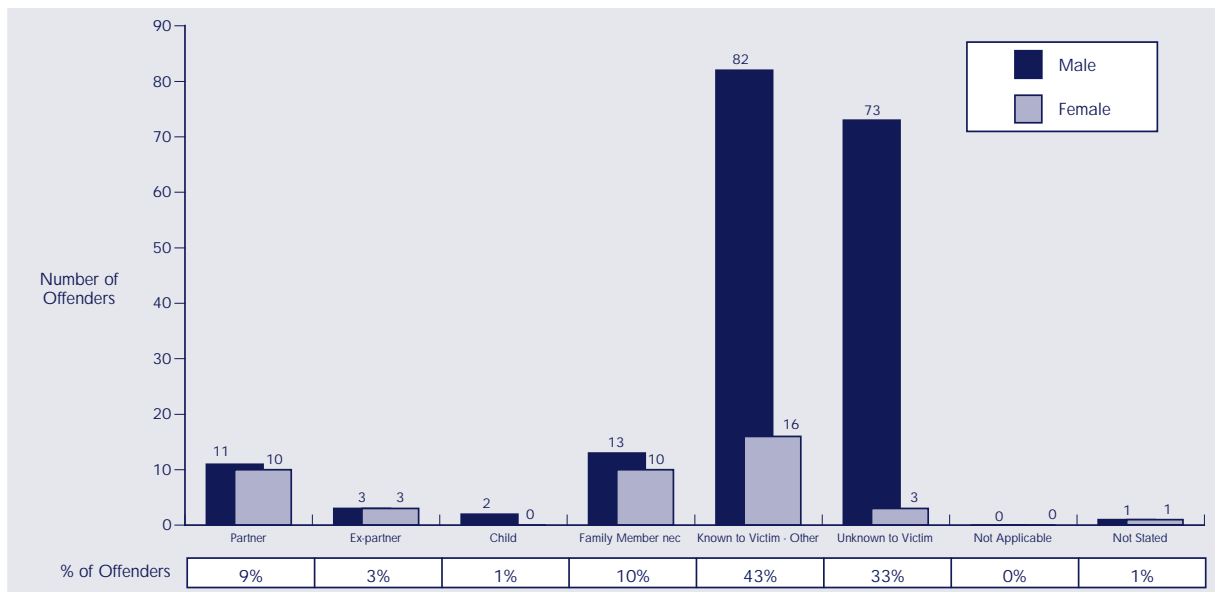
Offenders By Sex & Relationship to Victim* - 1998/99

Offence	Known to Victim - Other		Unknown to Victim		Not Applicable		Not Stated	
	Male	Female	Male	Female	Male	Female	Male	Female
Metropolitan North Region								
Homicide	10	1	4	0	0	0	0	0
Murder	5	0	0	0	0	0	0	0
Attempted Murder	4	0	3	0	0	0	0	0
Conspiracy to Murder	0	0	0	0	0	0	0	0
Driving Causing Death	0	1	1	0	0	0	0	0
Manslaughter (excl. by Driving)	1	0	0	0	0	0	0	0
Assault	213	43	678	168	0	0	4	1
Serious Assault	143	25	346	60	0	0	0	0
Other Assault	70	18	332	108	0	0	4	1
Sexual Offences	99	2	34	0	0	0	26	1
Rape & Attempted Rape	21	0	2	0	0	0	0	0
Other Sexual Offences	78	2	32	0	0	0	26	1
Robbery	15	2	108	17	52	8	5	0
Armed Robbery	6	1	50	2	47	6	3	0
Unarmed Robbery	9	1	58	15	5	2	2	0
Extortion	0	0	0	0	3	1	0	0
Kidnapping & Abduction	8	2	19	2	0	0	0	0
Other Offences Against the Person	27	4	24	2	8	0	43	2
Offences Against the Person	372	54	867	189	63	9	78	4
Metropolitan South Region								
Homicide	7	2	8	0	0	0	0	0
Murder	1	0	1	0	0	0	0	0
Attempted Murder	5	0	7	0	0	0	0	0
Conspiracy to Murder	0	0	0	0	0	0	0	0
Driving Causing Death	1	1	0	0	0	0	0	0
Manslaughter (excl. by Driving)	0	1	0	0	0	0	0	0
Assault	249	67	409	96	0	0	3	0
Serious Assault	163	43	205	38	0	0	0	0
Other Assault	86	24	204	58	0	0	3	0
Sexual Offences	125	4	45	0	0	0	18	0
Rape & Attempted Rape	28	4	11	0	0	0	0	0
Other Sexual Offences	97	0	34	0	0	0	18	0
Robbery	20	2	107	9	101	18	1	0
Armed Robbery	5	1	34	5	89	16	0	0
Unarmed Robbery	15	1	73	4	12	2	1	0
Extortion	1	1	0	1	0	0	0	0
Kidnapping & Abduction	8	3	9	0	1	0	0	0
Other Offences Against the Person	24	17	17	4	4	0	38	2
Offences Against the Person	434	96	595	110	106	18	60	2
Queensland								
Homicide	82	16	73	3	0	0	1	1
Murder	28	3	19	1	0	0	0	0
Attempted Murder	43	6	39	1	0	0	1	0
Conspiracy to Murder	1	0	0	0	0	0	0	0
Driving Causing Death	8	5	15	1	0	0	0	1
Manslaughter (excl. by Driving)	2	2	0	0	0	0	0	0
Assault	2890	907	3607	845	5	3	33	8
Serious Assault	2023	584	1738	307	2	1	11	2
Other Assault	867	323	1869	538	3	2	22	6
Sexual Offences	974	16	241	2	0	0	127	1
Rape & Attempted Rape	204	5	40	0	0	0	0	0
Other Sexual Offences	770	11	201	2	0	0	127	1
Robbery	128	19	528	70	374	50	15	0
Armed Robbery	53	7	247	35	336	44	7	0
Unarmed Robbery	75	12	281	35	38	6	8	0
Extortion	8	2	7	1	6	5	1	0
Kidnapping & Abduction	91	12	87	4	1	0	2	0
Other Offences Against the Person	229	49	184	18	29	1	334	40
Offences Against the Person	4402	1021	4727	943	415	59	513	50

* Only those offenders whose sex was identified are included.

offender/victim relationships

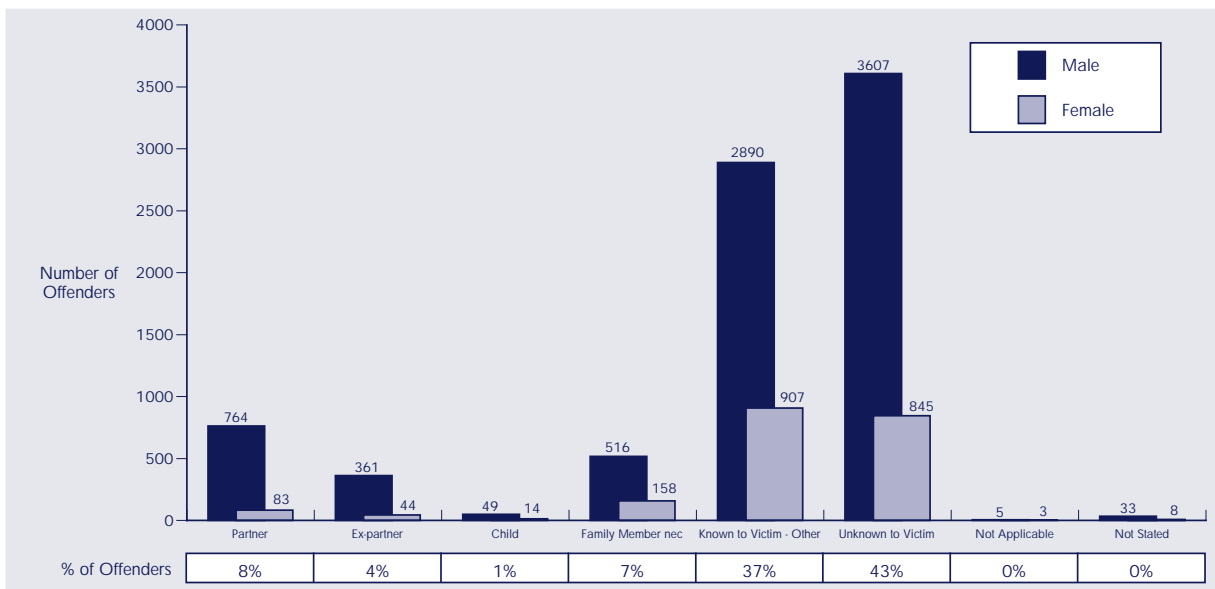
Homicide* - 1998/99



Approximately 66% of Homicide offenders were known to the victim. Of those offenders who were unknown to the victim (33%), less than 20% were from Driving Causing Death Offences, the remainder being either

Murder or Attempted Murder. Twenty per cent of offenders were family members of the victim which includes partners, spouses, children, siblings and other lineal relationships .

Assault* - 1998/99



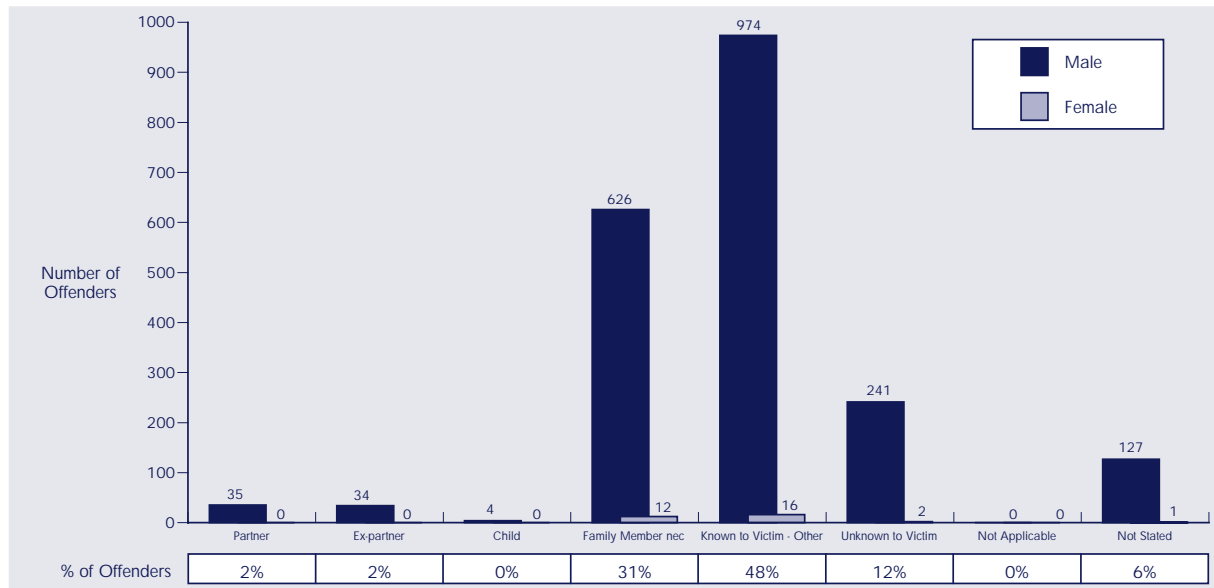
Of those offenders proceeded against for Assault, 43% did not know the victim. For 16% of offenders, the victim was a family member and a further 37% were

known to the victim either as friends, acquaintances, neighbours or colleagues.

* Only those offenders whose sex was identified are included.

offender/victim relationships

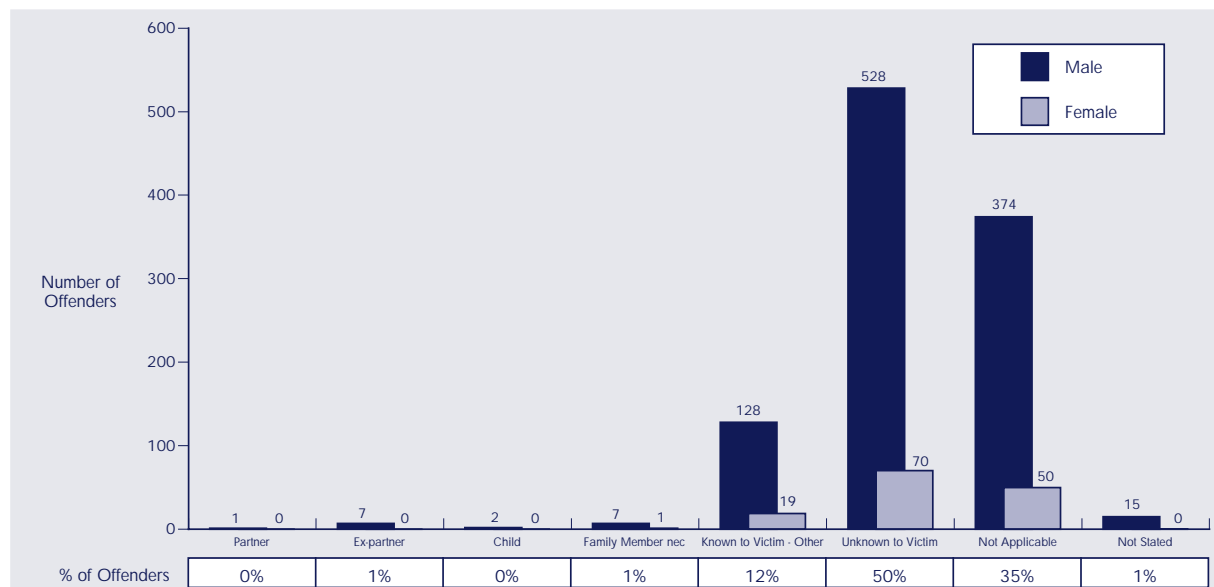
Sexual Offences* - 1998/99



For a substantial proportion of Sexual Offences (83%), the offender was known to the victim. A large proportion (31%) of victims were of the same family as the

offender while a similarly large 40% were either acquaintances, friends, neighbours or colleagues.

Robbery* - 1998/99



Thirty-five percent of offender/victim relationships were listed as 'Not Applicable' due to the fact that the victim was classified either as a company or as an

organisation, rather than as an individual. In 50% of cases, the offender/victim relationship involved an individual as the victim with the offender unknown to the victim.

* Only those offenders whose sex was identified are included.

