

# Offenders

The tables and graphs in this section provide information on persons responsible for offences. It is important to note that Queensland Police Service offender statistics are based on offence counts and do not and cannot refer to individuals. Rather, offender data refers to the number of offences cleared or solved through an action against an offender. As such, offender data does not equate to a unique offender count and nor does it equate to the number of offences cleared. For example, an offender charged with Motor Vehicle Theft, Unlawful Entry, Assault and Other Theft (excl. Unlawful Entry) would be included four times in any offender breakdown by age and gender.

Only persons aged ten years and over are deemed to be offenders. Under Queensland law, children under ten are not held criminally responsible, although they may be involved in the commission of an offence. Juvenile offenders are those aged between and including ten and sixteen years.

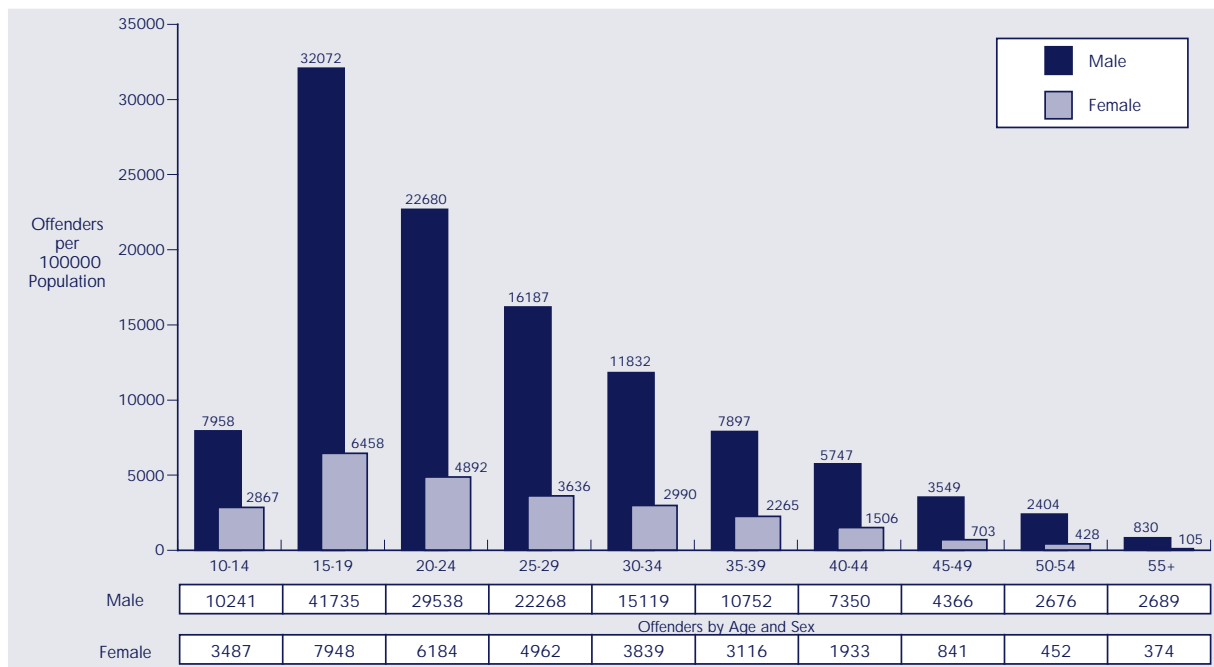
Offenders have not been included if their age or sex is not specified in Queensland Police Service records. Approximately (0.3%) of offenders have been excluded for this reason.

The *Population by Sex and Age for 30 June 1998* (Australian Bureau of Statistics catalogue No. 3201.0) was used to calculate the number of offenders per 100,000 population.

'Age' refers to the offender's age as at the date the offence was reported to or detected by police.

The graph below highlights the overall pattern that characterises offender statistics. Significantly, young males in the fifteen to nineteen age group are highly represented. The levels of male involvement in offences gradually taper off towards the higher age groups. The female offender distribution also peaks in the fifteen to nineteen year age group.

## Offences Against the Person , Property, and Other Offences\*



\* Only those offenders whose age and sex were identified are included.

# offenders

## Queensland By Age and Sex - 1998/99\*

Offence	10 - 14		15 years		16 years		17 years		18 years		19 years	
	Male	Female	Male	Female	Male	Female	Male	Female	Male	Female	Male	Female
<b>Homicide</b>	<b>4</b>	<b>2</b>	<b>3</b>	<b>0</b>	<b>14</b>	<b>2</b>	<b>8</b>	<b>1</b>	<b>11</b>	<b>1</b>	<b>8</b>	<b>2</b>
Murder	1	1	3	0	2	1	0	0	4	0	0	1
Attempted Murder	3	1	0	0	12	0	8	1	6	1	3	0
Conspiracy to Murder	0	0	0	0	0	0	0	0	0	0	0	0
Driving Causing Death	0	0	0	0	0	1	0	0	1	0	4	1
Manslaughter (excl. by Driving)	0	0	0	0	0	0	0	0	0	0	1	0
<b>Assault</b>	<b>494</b>	<b>233</b>	<b>296</b>	<b>162</b>	<b>326</b>	<b>117</b>	<b>389</b>	<b>101</b>	<b>379</b>	<b>92</b>	<b>400</b>	<b>77</b>
Serious Assault	304	144	193	95	208	76	239	52	229	35	228	34
Other Assault	190	89	103	67	118	41	150	49	150	57	172	43
<b>Sexual Offences</b>	<b>109</b>	<b>2</b>	<b>46</b>	<b>1</b>	<b>48</b>	<b>0</b>	<b>27</b>	<b>1</b>	<b>54</b>	<b>1</b>	<b>28</b>	<b>0</b>
Rape & Attempted Rape	14	0	6	0	12	0	4	0	18	0	5	0
Other Sexual Offences	95	2	40	1	36	0	23	1	36	1	23	0
<b>Robbery</b>	<b>94</b>	<b>15</b>	<b>89</b>	<b>10</b>	<b>103</b>	<b>16</b>	<b>117</b>	<b>22</b>	<b>95</b>	<b>11</b>	<b>72</b>	<b>6</b>
Armed Robbery	44	6	48	5	69	5	73	15	42	6	41	6
Unarmed Robbery	50	9	41	5	34	11	44	7	53	5	31	0
<b>Extortion</b>	<b>2</b>	<b>0</b>	<b>1</b>	<b>0</b>	<b>2</b>	<b>0</b>	<b>3</b>	<b>0</b>	<b>1</b>	<b>0</b>	<b>0</b>	<b>0</b>
<b>Kidnapping &amp; Abduction etc.</b>	<b>3</b>	<b>2</b>	<b>6</b>	<b>2</b>	<b>13</b>	<b>1</b>	<b>5</b>	<b>1</b>	<b>5</b>	<b>0</b>	<b>7</b>	<b>0</b>
<b>Other Offences Against the Person</b>	<b>59</b>	<b>11</b>	<b>34</b>	<b>18</b>	<b>49</b>	<b>8</b>	<b>40</b>	<b>5</b>	<b>30</b>	<b>7</b>	<b>44</b>	<b>3</b>
<b>Offences Against the Person</b>	<b>765</b>	<b>265</b>	<b>475</b>	<b>193</b>	<b>555</b>	<b>144</b>	<b>589</b>	<b>131</b>	<b>575</b>	<b>112</b>	<b>559</b>	<b>88</b>
<b>Unlawful Entry</b>	<b>2195</b>	<b>327</b>	<b>1166</b>	<b>173</b>	<b>1399</b>	<b>106</b>	<b>1263</b>	<b>115</b>	<b>891</b>	<b>79</b>	<b>877</b>	<b>45</b>
Unlawful Entry - Dwelling	891	153	484	100	622	68	635	59	417	62	611	28
- Without Violence	874	150	471	95	600	65	611	56	403	59	589	27
- With Violence	17	3	13	5	22	3	24	3	14	3	22	1
Unlawful Entry - Shop	291	41	238	19	295	12	227	19	226	8	112	6
Unlawful Entry - Other	1013	133	444	54	482	26	401	37	248	9	154	11
<b>Arson</b>	<b>41</b>	<b>1</b>	<b>16</b>	<b>1</b>	<b>22</b>	<b>2</b>	<b>32</b>	<b>3</b>	<b>23</b>	<b>1</b>	<b>6</b>	<b>0</b>
<b>Other Property Damage</b>	<b>1691</b>	<b>269</b>	<b>1080</b>	<b>144</b>	<b>1255</b>	<b>127</b>	<b>1130</b>	<b>83</b>	<b>681</b>	<b>62</b>	<b>603</b>	<b>50</b>
<b>Motor Vehicle Theft</b>	<b>502</b>	<b>76</b>	<b>693</b>	<b>82</b>	<b>818</b>	<b>83</b>	<b>615</b>	<b>49</b>	<b>386</b>	<b>26</b>	<b>304</b>	<b>44</b>
<b>Other Theft (excl. Unlawful Entry)</b>	<b>2917</b>	<b>1949</b>	<b>1429</b>	<b>609</b>	<b>1556</b>	<b>443</b>	<b>1506</b>	<b>324</b>	<b>1049</b>	<b>228</b>	<b>804</b>	<b>220</b>
Stealing from Dwelling	123	42	86	16	68	21	56	32	54	23	57	15
Shop Stealing	1497	1717	521	475	401	312	307	206	242	132	177	131
Vehicles (Steal from/Enter with Intent)	524	34	447	62	673	39	699	31	385	17	357	23
Other Stealing	773	156	375	56	414	71	444	55	368	56	213	51
<b>Fraud</b>	<b>124</b>	<b>41</b>	<b>133</b>	<b>54</b>	<b>175</b>	<b>93</b>	<b>212</b>	<b>104</b>	<b>412</b>	<b>147</b>	<b>463</b>	<b>140</b>
Fraud by Cheque	9	9	2	7	19	6	26	20	37	15	42	25
Fraud by Credit Card	36	3	11	7	30	35	15	11	84	10	129	21
Other Fraud	79	29	120	40	126	52	171	73	291	122	292	94
<b>Handling Stolen Goods</b>	<b>296</b>	<b>86</b>	<b>176</b>	<b>63</b>	<b>230</b>	<b>41</b>	<b>298</b>	<b>54</b>	<b>277</b>	<b>91</b>	<b>223</b>	<b>50</b>
Possess Property Susp. Stolen	45	17	27	8	52	5	50	10	53	4	32	8
Receiving Stolen Property	169	51	93	33	107	17	136	29	108	30	80	22
Possess, Receive, etc. Tainted Property	80	18	56	22	70	16	110	14	114	56	106	20
Other Handling Stolen Goods	2	0	0	0	1	3	2	1	2	1	5	0
<b>Offences Against Property</b>	<b>7766</b>	<b>2749</b>	<b>4693</b>	<b>1126</b>	<b>5455</b>	<b>895</b>	<b>5056</b>	<b>732</b>	<b>3719</b>	<b>634</b>	<b>3280</b>	<b>549</b>
<b>Drug Offences</b>	<b>734</b>	<b>185</b>	<b>693</b>	<b>243</b>	<b>1122</b>	<b>278</b>	<b>1534</b>	<b>356</b>	<b>1551</b>	<b>347</b>	<b>1545</b>	<b>338</b>
<b>Prostitution Offences</b>	<b>1</b>	<b>2</b>	<b>0</b>	<b>1</b>	<b>1</b>	<b>0</b>	<b>6</b>	<b>3</b>	<b>3</b>	<b>13</b>	<b>6</b>	<b>14</b>
<b>Liquor (excluding Drunkenness)</b>	<b>51</b>	<b>43</b>	<b>148</b>	<b>44</b>	<b>257</b>	<b>67</b>	<b>98</b>	<b>46</b>	<b>49</b>	<b>22</b>	<b>37</b>	<b>14</b>
<b>Gaming Racing &amp; Betting Offences</b>	<b>0</b>	<b>0</b>	<b>0</b>	<b>0</b>	<b>0</b>	<b>0</b>	<b>0</b>	<b>0</b>	<b>0</b>	<b>0</b>	<b>0</b>	<b>0</b>
<b>Breach Domestic Violence Order</b>	<b>0</b>	<b>0</b>	<b>0</b>	<b>0</b>	<b>6</b>	<b>0</b>	<b>21</b>	<b>1</b>	<b>28</b>	<b>2</b>	<b>72</b>	<b>1</b>
<b>Trespassing &amp; Vagrancy Offences</b>	<b>325</b>	<b>81</b>	<b>173</b>	<b>30</b>	<b>197</b>	<b>20</b>	<b>192</b>	<b>25</b>	<b>141</b>	<b>9</b>	<b>101</b>	<b>6</b>
<b>Weapons Act Offences</b>	<b>138</b>	<b>8</b>	<b>133</b>	<b>5</b>	<b>173</b>	<b>12</b>	<b>171</b>	<b>6</b>	<b>132</b>	<b>9</b>	<b>179</b>	<b>17</b>
<b>Good Order Offences</b>	<b>289</b>	<b>126</b>	<b>399</b>	<b>159</b>	<b>769</b>	<b>160</b>	<b>1078</b>	<b>208</b>	<b>1305</b>	<b>226</b>	<b>1167</b>	<b>158</b>
<b>Stock Offences</b>	<b>0</b>	<b>0</b>	<b>0</b>	<b>0</b>	<b>0</b>	<b>0</b>	<b>0</b>	<b>0</b>	<b>0</b>	<b>0</b>	<b>0</b>	<b>0</b>
<b>Traffic and Related Offences</b>	<b>25</b>	<b>5</b>	<b>71</b>	<b>13</b>	<b>189</b>	<b>27</b>	<b>550</b>	<b>82</b>	<b>921</b>	<b>127</b>	<b>1049</b>	<b>164</b>
<b>Miscellaneous Offences</b>	<b>147</b>	<b>23</b>	<b>111</b>	<b>21</b>	<b>125</b>	<b>24</b>	<b>97</b>	<b>12</b>	<b>79</b>	<b>20</b>	<b>100</b>	<b>14</b>
<b>Total Other Offences</b>	<b>1710</b>	<b>473</b>	<b>1728</b>	<b>516</b>	<b>2839</b>	<b>588</b>	<b>3747</b>	<b>739</b>	<b>4209</b>	<b>775</b>	<b>4256</b>	<b>726</b>

\* Only those offenders whose age and sex were identified are included.

# offenders

## Queensland By Age and Sex - 1998/99\*

Offence	20 - 24		25 - 29		30 - 39		40 - 49		50 - 59		60 & over	
	Male	Female	Male	Female	Male	Female	Male	Female	Male	Female	Male	Female
<b>Homicide</b>	<b>31</b>	<b>8</b>	<b>33</b>	<b>6</b>	<b>42</b>	<b>13</b>	<b>15</b>	<b>4</b>	<b>10</b>	<b>3</b>	<b>3</b>	<b>1</b>
Murder	9	5	11	2	19	4	6	2	2	1	1	0
Attempted Murder	18	2	15	2	17	8	9	1	7	0	1	0
Conspiracy to Murder	0	1	0	0	0	0	0	0	0	0	0	0
Driving Causing Death	3	0	7	2	5	0	0	1	1	1	1	1
Manslaughter (excl. by Driving)	1	0	0	0	1	1	0	0	0	1	0	0
<b>Assault</b>	<b>1683</b>	<b>361</b>	<b>1522</b>	<b>290</b>	<b>1700</b>	<b>435</b>	<b>697</b>	<b>146</b>	<b>211</b>	<b>25</b>	<b>83</b>	<b>6</b>
Serious Assault	1065	197	979	159	1021	234	410	64	114	14	42	2
Other Assault	618	164	543	131	679	201	287	82	97	11	41	4
<b>Sexual Offences</b>	<b>167</b>	<b>2</b>	<b>188</b>	<b>2</b>	<b>463</b>	<b>13</b>	<b>412</b>	<b>5</b>	<b>240</b>	<b>3</b>	<b>246</b>	<b>1</b>
Rape & Attempted Rape	56	1	52	0	95	0	66	4	33	0	40	0
Other Sexual Offences	111	1	136	2	368	13	346	1	207	3	206	1
<b>Robbery</b>	<b>210</b>	<b>27</b>	<b>116</b>	<b>15</b>	<b>117</b>	<b>15</b>	<b>35</b>	<b>1</b>	<b>6</b>	<b>0</b>	<b>0</b>	<b>0</b>
Armed Robbery	147	21	84	10	72	10	22	1	3	0	0	0
Unarmed Robbery	63	6	32	5	45	5	13	0	3	0	0	0
<b>Extortion</b>	<b>4</b>	<b>2</b>	<b>3</b>	<b>0</b>	<b>5</b>	<b>1</b>	<b>1</b>	<b>6</b>	<b>1</b>	<b>0</b>	<b>0</b>	<b>0</b>
<b>Kidnapping &amp; Abduction etc.</b>	<b>48</b>	<b>5</b>	<b>41</b>	<b>4</b>	<b>66</b>	<b>2</b>	<b>34</b>	<b>0</b>	<b>2</b>	<b>1</b>	<b>4</b>	<b>0</b>
<b>Other Offences Against the Person</b>	<b>142</b>	<b>14</b>	<b>138</b>	<b>19</b>	<b>216</b>	<b>33</b>	<b>82</b>	<b>19</b>	<b>44</b>	<b>2</b>	<b>22</b>	<b>3</b>
<b>Offences Against the Person</b>	<b>2285</b>	<b>419</b>	<b>2041</b>	<b>336</b>	<b>2609</b>	<b>512</b>	<b>1276</b>	<b>181</b>	<b>514</b>	<b>34</b>	<b>358</b>	<b>11</b>
<b>Unlawful Entry</b>	<b>2128</b>	<b>174</b>	<b>1047</b>	<b>137</b>	<b>916</b>	<b>111</b>	<b>221</b>	<b>53</b>	<b>75</b>	<b>0</b>	<b>4</b>	<b>1</b>
Unlawful Entry - Dwelling	1195	127	696	99	524	85	135	35	35	0	1	0
- Without Violence	1083	117	582	92	408	69	92	31	28	0	1	0
- With Violence	112	10	114	7	116	16	43	4	7	0	0	0
Unlawful Entry - Shop	399	23	118	10	141	8	17	1	1	0	1	0
Unlawful Entry - Other	534	24	233	28	251	18	69	17	39	0	2	1
<b>Arson</b>	<b>25</b>	<b>4</b>	<b>17</b>	<b>3</b>	<b>14</b>	<b>8</b>	<b>6</b>	<b>4</b>	<b>2</b>	<b>0</b>	<b>2</b>	<b>0</b>
<b>Other Property Damage</b>	<b>1654</b>	<b>152</b>	<b>971</b>	<b>148</b>	<b>928</b>	<b>175</b>	<b>250</b>	<b>58</b>	<b>109</b>	<b>11</b>	<b>16</b>	<b>2</b>
<b>Motor Vehicle Theft</b>	<b>729</b>	<b>78</b>	<b>399</b>	<b>60</b>	<b>374</b>	<b>36</b>	<b>87</b>	<b>10</b>	<b>20</b>	<b>5</b>	<b>3</b>	<b>0</b>
<b>Other Theft (excl. Unlawful Entry)</b>	<b>2451</b>	<b>806</b>	<b>1730</b>	<b>584</b>	<b>1689</b>	<b>903</b>	<b>644</b>	<b>391</b>	<b>213</b>	<b>176</b>	<b>135</b>	<b>92</b>
Stealing from Dwelling	242	60	134	46	120	45	43	21	30	2	0	0
Shop Stealing	636	459	415	314	439	576	250	269	124	144	112	90
Vehicles (Steal from/Enter with Intent)	796	71	547	43	380	34	92	17	8	2	2	0
Other Stealing	777	216	634	181	750	248	259	84	51	28	21	2
<b>Fraud</b>	<b>2047</b>	<b>1248</b>	<b>1939</b>	<b>822</b>	<b>2671</b>	<b>1145</b>	<b>1309</b>	<b>381</b>	<b>363</b>	<b>52</b>	<b>29</b>	<b>7</b>
Fraud by Cheque	303	213	433	224	451	315	194	140	122	3	3	0
Fraud by Credit Card	236	314	321	214	445	185	105	31	94	0	0	1
Other Fraud	1508	721	1185	384	1775	645	1010	210	147	49	26	6
<b>Handling Stolen Goods</b>	<b>835</b>	<b>229</b>	<b>632</b>	<b>200</b>	<b>620</b>	<b>220</b>	<b>178</b>	<b>75</b>	<b>69</b>	<b>7</b>	<b>13</b>	<b>2</b>
Possess Property Susp. Stolen	140	24	97	22	110	31	21	10	9	0	3	1
Receiving Stolen Property	311	93	243	61	155	72	49	22	7	1	0	0
Possess, Receive, etc. Tainted Property	365	109	278	115	335	116	100	42	45	3	10	1
Other Handling Stolen Goods	19	3	14	2	20	1	8	1	8	3	0	0
<b>Offences Against Property</b>	<b>9869</b>	<b>2691</b>	<b>6735</b>	<b>1954</b>	<b>7212</b>	<b>2598</b>	<b>2695</b>	<b>972</b>	<b>851</b>	<b>251</b>	<b>202</b>	<b>104</b>
<b>Drug Offences</b>	<b>6185</b>	<b>1403</b>	<b>4650</b>	<b>1147</b>	<b>5155</b>	<b>1504</b>	<b>1980</b>	<b>471</b>	<b>299</b>	<b>46</b>	<b>95</b>	<b>17</b>
<b>Prostitution Offences</b>	<b>68</b>	<b>37</b>	<b>83</b>	<b>69</b>	<b>103</b>	<b>65</b>	<b>66</b>	<b>38</b>	<b>40</b>	<b>1</b>	<b>11</b>	<b>0</b>
<b>Liquor (excluding Drunkenness)</b>	<b>174</b>	<b>42</b>	<b>132</b>	<b>25</b>	<b>184</b>	<b>43</b>	<b>78</b>	<b>21</b>	<b>31</b>	<b>8</b>	<b>11</b>	<b>0</b>
<b>Gaming Racing &amp; Betting Offences</b>	<b>0</b>	<b>0</b>	<b>2</b>	<b>1</b>	<b>1</b>	<b>0</b>	<b>3</b>	<b>0</b>	<b>0</b>	<b>1</b>	<b>0</b>	<b>0</b>
<b>Breach Domestic Violence Order</b>	<b>515</b>	<b>28</b>	<b>768</b>	<b>56</b>	<b>1348</b>	<b>89</b>	<b>648</b>	<b>44</b>	<b>157</b>	<b>5</b>	<b>29</b>	<b>1</b>
<b>Trespassing Vagrancy Offences</b>	<b>276</b>	<b>39</b>	<b>146</b>	<b>25</b>	<b>158</b>	<b>26</b>	<b>67</b>	<b>15</b>	<b>12</b>	<b>3</b>	<b>3</b>	<b>0</b>
<b>Good Order Offences</b>	<b>621</b>	<b>50</b>	<b>581</b>	<b>46</b>	<b>795</b>	<b>89</b>	<b>445</b>	<b>38</b>	<b>206</b>	<b>13</b>	<b>83</b>	<b>2</b>
<b>Weapons Act Offences</b>	<b>4310</b>	<b>662</b>	<b>2810</b>	<b>569</b>	<b>2725</b>	<b>751</b>	<b>1032</b>	<b>270</b>	<b>306</b>	<b>53</b>	<b>71</b>	<b>10</b>
<b>Stock Offences</b>	<b>3</b>	<b>0</b>	<b>5</b>	<b>0</b>	<b>8</b>	<b>3</b>	<b>7</b>	<b>0</b>	<b>14</b>	<b>0</b>	<b>4</b>	<b>0</b>
<b>Traffic and Related Offences</b>	<b>4939</b>	<b>753</b>	<b>4030</b>	<b>690</b>	<b>5283</b>	<b>1177</b>	<b>3250</b>	<b>688</b>	<b>1481</b>	<b>216</b>	<b>490</b>	<b>26</b>
<b>Miscellaneous Offences</b>	<b>293</b>	<b>60</b>	<b>285</b>	<b>44</b>	<b>290</b>	<b>98</b>	<b>169</b>	<b>36</b>	<b>78</b>	<b>18</b>	<b>19</b>	<b>6</b>
<b>Other Offences</b>	<b>17384</b>	<b>3074</b>	<b>13492</b>	<b>2672</b>	<b>16050</b>	<b>3845</b>	<b>7745</b>	<b>1621</b>	<b>2624</b>	<b>364</b>	<b>816</b>	<b>62</b>

\* Only those offenders whose age and sex were identified are included.

# offenders

## Regions By Age and Sex - 1998/99\*

Offence	10 - 14		15 years		16 years		17 years		18 years		19 years	
	Male	Female	Male	Female	Male	Female	Male	Female	Male	Female	Male	Female
<b>Far Northern Region</b>												
Homicide	0	0	0	0	0	0	0	0	0	0	1	1
Assault	37	16	38	24	40	14	59	20	62	16	68	11
Sexual Offences	0	0	12	0	2	0	3	0	3	0	5	0
Robbery	7	0	7	0	11	0	4	1	18	0	4	1
All Other Offences Against the Person^	0	1	4	0	10	2	3	0	5	1	12	0
<b>Offences Against the Person</b>	<b>44</b>	<b>17</b>	<b>61</b>	<b>24</b>	<b>63</b>	<b>16</b>	<b>69</b>	<b>21</b>	<b>88</b>	<b>17</b>	<b>90</b>	<b>13</b>
Unlawful Entry	404	36	253	16	192	6	138	8	122	6	67	7
Arson	12	0	5	0	0	0	1	0	1	0	1	0
Other Property Damage	162	28	135	6	90	7	81	12	62	8	65	7
Motor Vehicle Theft	84	9	89	3	50	7	43	4	23	5	18	2
Other Theft (excl. Unlawful Entry)	360	161	192	53	138	42	139	22	69	13	43	8
Fraud	5	1	57	5	16	3	21	22	10	3	37	8
Handling Stolen Goods	33	15	31	12	29	2	23	7	17	6	12	4
<b>Offences Against Property</b>	<b>1060</b>	<b>250</b>	<b>762</b>	<b>95</b>	<b>515</b>	<b>67</b>	<b>446</b>	<b>75</b>	<b>304</b>	<b>41</b>	<b>243</b>	<b>36</b>
<b>Northern Region</b>												
Homicide	0	0	0	0	0	0	1	0	3	0	0	0
Assault	44	16	31	12	28	23	36	10	52	7	57	14
Sexual Offences	17	1	3	0	3	0	1	0	3	0	2	0
Robbery	6	0	4	0	4	0	3	0	4	1	2	0
All Other Offences Against the Person^	4	1	1	1	3	1	4	0	6	1	3	0
<b>Offences Against the Person</b>	<b>71</b>	<b>18</b>	<b>39</b>	<b>13</b>	<b>38</b>	<b>24</b>	<b>45</b>	<b>10</b>	<b>68</b>	<b>9</b>	<b>64</b>	<b>14</b>
Unlawful Entry	321	85	168	25	260	18	190	7	101	4	141	3
Arson	0	0	1	0	2	0	0	0	0	0	0	0
Other Property Damage	184	35	112	12	154	13	85	5	75	6	70	3
Motor Vehicle Theft	62	4	94	10	117	9	46	3	41	2	16	0
Other Theft (excl. Unlawful Entry)	285	125	117	29	167	24	112	11	57	16	73	25
Fraud	8	2	2	12	6	6	19	7	15	13	13	7
Handling Stolen Goods	28	11	18	3	32	1	30	3	16	3	11	4
<b>Offences Against Property</b>	<b>888</b>	<b>262</b>	<b>512</b>	<b>91</b>	<b>738</b>	<b>71</b>	<b>482</b>	<b>36</b>	<b>305</b>	<b>44</b>	<b>324</b>	<b>42</b>
<b>Central Region</b>												
Homicide	0	0	0	0	0	0	0	0	0	0	0	0
Assault	54	26	31	8	46	15	61	9	33	5	37	8
Sexual Offences	10	0	1	0	6	0	4	0	10	0	2	0
Robbery	10	2	6	1	4	0	3	0	4	0	4	1
All Other Offences Against the Person^	10	5	5	0	6	2	6	2	1	1	5	0
<b>Offences Against the Person</b>	<b>84</b>	<b>33</b>	<b>43</b>	<b>9</b>	<b>62</b>	<b>17</b>	<b>74</b>	<b>11</b>	<b>48</b>	<b>6</b>	<b>48</b>	<b>9</b>
Unlawful Entry	239	48	128	12	147	14	175	11	91	3	74	0
Arson	2	0	0	0	1	0	2	0	2	0	1	0
Other Property Damage	147	41	100	15	141	8	135	5	64	4	52	7
Motor Vehicle Theft	27	5	41	3	66	7	40	4	25	1	16	3
Other Theft (excl. Unlawful Entry)	379	158	183	44	182	40	169	24	102	22	81	13
Fraud	9	9	9	10	9	33	19	3	53	14	83	6
Handling Stolen Goods	51	8	17	4	32	7	32	4	32	3	17	1
<b>Offences Against Property</b>	<b>854</b>	<b>269</b>	<b>478</b>	<b>88</b>	<b>578</b>	<b>109</b>	<b>572</b>	<b>51</b>	<b>369</b>	<b>47</b>	<b>324</b>	<b>30</b>
<b>North Coast Region</b>												
Homicide	1	1	0	0	4	0	4	0	2	0	1	0
Assault	100	58	54	39	36	26	62	17	58	10	47	4
Sexual Offences	16	0	8	1	5	0	7	0	13	0	3	0
Robbery	7	5	7	2	10	0	12	2	10	0	15	0
All Other Offences Against the Person^	10	3	11	3	14	0	5	1	5	1	5	0
<b>Offences Against the Person</b>	<b>134</b>	<b>67</b>	<b>80</b>	<b>45</b>	<b>69</b>	<b>26</b>	<b>90</b>	<b>20</b>	<b>88</b>	<b>11</b>	<b>71</b>	<b>4</b>
Unlawful Entry	526	79	250	60	347	36	262	22	217	14	131	6
Arson	15	0	2	1	9	2	4	1	3	1	0	0
Other Property Damage	457	53	255	50	295	23	222	19	165	12	137	10
Motor Vehicle Theft	86	9	145	24	219	16	134	10	90	3	74	13
Other Theft (excl. Unlawful Entry)	577	394	266	151	401	73	281	71	243	47	181	40
Fraud	33	10	8	4	60	16	33	20	58	24	47	17
Handling Stolen Goods	44	18	37	12	39	10	58	11	46	6	28	10
<b>Offences Against Property</b>	<b>1738</b>	<b>563</b>	<b>963</b>	<b>302</b>	<b>1370</b>	<b>176</b>	<b>994</b>	<b>154</b>	<b>822</b>	<b>107</b>	<b>598</b>	<b>96</b>

^ All Other Offences Against the Person includes the offence sub-divisions of Extortion, and Kidnapping, Abduction and Deprivation of Liberty.

\* Only those offenders whose age and sex were identified are included.

# offenders

## Regions By Age and Sex - 1998/99\*

Offence	20 - 24		25 - 29		30 - 39		40 - 49		50 - 59		60 & over	
	Male	Female	Male	Female	Male	Female	Male	Female	Male	Female	Male	Female
<b>Far Northern Region</b>												
Homicide	1	3	6	0	8	2	1	0	1	0	1	0
Assault	351	80	306	64	364	71	127	27	31	4	12	0
Sexual Offences	33	0	23	0	48	0	27	0	16	0	21	0
Robbery	4	1	5	0	5	0	1	0	0	0	0	0
All Other Offences Against the Person^	24	0	25	1	29	5	12	0	7	0	2	0
<b>Offences Against the Person</b>	<b>413</b>	<b>84</b>	<b>365</b>	<b>65</b>	<b>454</b>	<b>78</b>	<b>168</b>	<b>27</b>	<b>55</b>	<b>4</b>	<b>36</b>	<b>0</b>
Unlawful Entry	204	7	99	7	129	7	19	0	5	0	0	0
Arson	2	3	6	0	1	0	1	0	0	0	0	0
Other Property Damage	207	20	123	17	124	21	49	5	5	0	1	0
Motor Vehicle Theft	54	2	27	1	30	0	10	0	3	1	0	0
Other Theft (excl. Unlawful Entry)	175	36	137	29	141	64	52	39	20	5	8	8
Fraud	100	28	86	65	115	64	21	18	17	1	2	0
Handling Stolen Goods	66	12	39	6	35	13	13	2	3	0	0	0
<b>Offences Against Property</b>	<b>808</b>	<b>108</b>	<b>517</b>	<b>125</b>	<b>575</b>	<b>169</b>	<b>165</b>	<b>64</b>	<b>53</b>	<b>7</b>	<b>11</b>	<b>8</b>
<b>Northern Region</b>												
Homicide	6	2	5	1	6	5	2	1	1	1	0	0
Assault	233	55	212	54	250	82	73	25	18	6	5	2
Sexual Offences	14	0	16	0	39	0	21	0	9	0	26	0
Robbery	9	4	9	1	8	2	3	0	0	0	0	0
All Other Offences Against the Person^	22	2	30	2	34	12	17	4	8	0	0	0
<b>Offences Against the Person</b>	<b>284</b>	<b>63</b>	<b>272</b>	<b>58</b>	<b>337</b>	<b>101</b>	<b>116</b>	<b>30</b>	<b>36</b>	<b>7</b>	<b>31</b>	<b>2</b>
Unlawful Entry	249	10	61	8	65	8	15	2	1	0	0	0
Arson	0	0	0	0	0	1	0	0	0	0	0	0
Other Property Damage	150	26	85	18	85	25	22	4	10	2	1	0
Motor Vehicle Theft	60	10	13	2	19	3	9	1	2	0	0	0
Other Theft (excl. Unlawful Entry)	145	60	69	36	79	36	24	14	9	7	4	2
Fraud	81	101	60	14	91	77	102	14	28	0	2	0
Handling Stolen Goods	39	14	20	9	20	10	10	3	1	0	0	0
<b>Offences Against Property</b>	<b>724</b>	<b>221</b>	<b>308</b>	<b>87</b>	<b>359</b>	<b>160</b>	<b>182</b>	<b>38</b>	<b>51</b>	<b>9</b>	<b>7</b>	<b>2</b>
<b>Central Region</b>												
Homicide	4	0	6	1	2	1	3	0	1	0	1	0
Assault	172	34	141	29	147	38	68	9	26	2	6	0
Sexual Offences	11	0	26	1	74	2	75	0	16	0	16	0
Robbery	6	1	8	0	10	0	1	0	0	0	0	0
All Other Offences Against the Person^	28	4	12	1	35	3	10	0	2	0	1	0
<b>Offences Against the Person</b>	<b>221</b>	<b>39</b>	<b>193</b>	<b>32</b>	<b>268</b>	<b>44</b>	<b>157</b>	<b>9</b>	<b>45</b>	<b>2</b>	<b>24</b>	<b>0</b>
Unlawful Entry	169	5	43	8	101	10	14	5	5	0	1	0
Arson	2	0	2	1	4	1	0	0	0	0	0	0
Other Property Damage	155	15	94	16	111	13	24	6	33	2	1	0
Motor Vehicle Theft	39	3	32	1	30	4	1	0	0	0	1	0
Other Theft (excl. Unlawful Entry)	140	44	94	35	140	80	37	21	17	15	2	2
Fraud	88	34	179	38	154	86	186	37	20	1	3	0
Handling Stolen Goods	51	10	21	3	41	7	10	4	1	0	0	0
<b>Offences Against Property</b>	<b>644</b>	<b>111</b>	<b>465</b>	<b>102</b>	<b>581</b>	<b>201</b>	<b>272</b>	<b>73</b>	<b>76</b>	<b>18</b>	<b>8</b>	<b>2</b>
<b>North Coast Region</b>												
Homicide	6	2	2	1	4	1	1	1	2	0	0	0
Assault	212	31	204	29	226	51	99	29	32	4	21	0
Sexual Offences	17	0	31	1	60	3	61	0	50	1	87	0
Robbery	33	2	22	1	14	1	4	1	2	0	0	0
All Other Offences Against the Person^	23	6	28	3	45	6	17	5	1	0	4	1
<b>Offences Against the Person</b>	<b>291</b>	<b>41</b>	<b>287</b>	<b>35</b>	<b>349</b>	<b>62</b>	<b>182</b>	<b>36</b>	<b>87</b>	<b>5</b>	<b>112</b>	<b>1</b>
Unlawful Entry	363	14	101	23	155	19	27	10	7	0	2	1
Arson	3	0	3	0	4	3	2	2	0	0	0	0
Other Property Damage	254	22	150	25	163	28	38	18	12	4	3	1
Motor Vehicle Theft	125	7	41	14	59	12	9	1	2	1	0	0
Other Theft (excl. Unlawful Entry)	390	83	192	73	258	152	84	60	39	22	34	19
Fraud	247	162	145	105	359	268	172	45	52	2	3	2
Handling Stolen Goods	131	18	45	25	92	41	30	9	10	1	2	0
<b>Offences Against Property</b>	<b>1513</b>	<b>306</b>	<b>677</b>	<b>265</b>	<b>1090</b>	<b>523</b>	<b>362</b>	<b>145</b>	<b>122</b>	<b>30</b>	<b>44</b>	<b>23</b>

^ All Other Offences Against the Person includes the offence sub-divisions of Extortion, and Kidnapping, Abduction and Deprivation of Liberty.

\* Only those offenders whose age and sex were identified are included.

# offenders

## Regions By Age and Sex - 1998/99\*

Offence	10 - 14		15 years		16 years		17 years		18 years		19 years	
	Male	Female	Male	Female	Male	Female	Male	Female	Male	Female	Male	Female
<b>Southern Region</b>												
Homicide	1	0	3	0	5	1	1	0	2	1	3	0
Assault	95	37	37	22	33	15	51	14	36	29	58	12
Sexual Offences	28	0	5	0	9	0	3	0	7	0	5	0
Robbery	10	1	5	2	16	3	16	3	8	4	9	1
All Other Offences Against the Person^	18	0	8	0	8	1	6	3	5	2	5	1
<b>Offences Against the Person</b>	<b>152</b>	<b>38</b>	<b>58</b>	<b>24</b>	<b>71</b>	<b>20</b>	<b>77</b>	<b>20</b>	<b>58</b>	<b>36</b>	<b>80</b>	<b>14</b>
Unlawful Entry	234	30	125	16	117	9	153	42	95	11	104	8
Arson	4	1	0	0	1	0	9	1	3	0	1	0
Other Property Damage	190	49	111	17	94	14	97	16	63	17	50	4
Motor Vehicle Theft	31	6	50	7	48	5	51	5	51	1	22	2
Other Theft (excl. Unlawful Entry)	332	184	135	76	142	38	140	47	130	31	82	22
Fraud	6	4	16	6	18	2	27	8	53	12	30	14
Handling Stolen Goods	36	10	17	3	27	5	33	7	36	15	28	3
<b>Offences Against Property</b>	<b>833</b>	<b>284</b>	<b>454</b>	<b>125</b>	<b>447</b>	<b>73</b>	<b>510</b>	<b>126</b>	<b>431</b>	<b>87</b>	<b>317</b>	<b>53</b>
<b>South Eastern Region</b>												
Homicide	0	1	0	0	0	1	2	1	1	0	1	0
Assault	43	30	28	19	41	9	46	10	48	9	43	9
Sexual Offences	18	1	6	0	11	0	4	0	13	0	2	0
Robbery	29	2	27	0	18	2	21	9	14	5	16	1
All Other Offences Against the Person^	8	2	5	2	10	2	10	0	3	0	3	2
<b>Offences Against the Person</b>	<b>98</b>	<b>36</b>	<b>66</b>	<b>21</b>	<b>80</b>	<b>14</b>	<b>83</b>	<b>20</b>	<b>79</b>	<b>14</b>	<b>65</b>	<b>12</b>
Unlawful Entry	183	27	88	15	148	11	113	7	91	5	103	5
Arson	1	0	5	0	3	0	2	0	1	0	0	0
Other Property Damage	175	30	106	9	127	15	193	7	86	3	79	2
Motor Vehicle Theft	88	17	89	16	124	16	135	13	64	6	68	8
Other Theft (excl. Unlawful Entry)	319	378	211	90	160	94	259	49	149	49	113	37
Fraud	3	7	21	7	34	6	40	11	78	34	55	31
Handling Stolen Goods	28	6	27	6	26	10	48	6	42	15	34	12
<b>Offences Against Property</b>	<b>797</b>	<b>465</b>	<b>547</b>	<b>143</b>	<b>622</b>	<b>152</b>	<b>790</b>	<b>93</b>	<b>511</b>	<b>112</b>	<b>452</b>	<b>95</b>
<b>Metropolitan North Region</b>												
Homicide	0	0	0	0	2	0	0	0	2	0	2	1
Assault	53	22	44	17	56	7	39	13	57	11	59	15
Sexual Offences	6	0	4	0	6	0	3	1	3	1	3	0
Robbery	15	4	11	4	31	9	24	1	23	1	5	1
All Other Offences Against the Person^	9	0	4	4	11	0	11	0	5	1	5	0
<b>Offences Against the Person</b>	<b>83</b>	<b>26</b>	<b>63</b>	<b>25</b>	<b>106</b>	<b>16</b>	<b>77</b>	<b>15</b>	<b>90</b>	<b>14</b>	<b>74</b>	<b>17</b>
Unlawful Entry	105	7	58	19	84	6	128	8	68	28	68	10
Arson	2	0	0	0	1	0	3	1	3	0	1	0
Other Property Damage	165	13	114	7	150	21	148	9	78	5	74	8
Motor Vehicle Theft	32	6	65	4	54	6	54	4	45	5	40	10
Other Theft (excl. Unlawful Entry)	296	358	152	89	191	64	209	62	148	27	125	53
Fraud	49	1	15	8	22	16	33	23	89	18	108	37
Handling Stolen Goods	35	8	14	16	24	3	42	10	43	33	45	11
<b>Offences Against Property</b>	<b>684</b>	<b>393</b>	<b>418</b>	<b>143</b>	<b>526</b>	<b>116</b>	<b>617</b>	<b>117</b>	<b>474</b>	<b>116</b>	<b>461</b>	<b>129</b>
<b>Metropolitan South Region</b>												
Homicide	2	0	0	0	3	0	0	0	1	0	0	0
Assault	68	28	33	21	46	8	35	8	33	5	31	4
Sexual Offences	14	0	7	0	6	0	2	0	2	0	6	0
Robbery	10	1	22	1	9	2	34	6	14	0	17	1
All Other Offences Against the Person^	5	1	3	10	2	1	3	0	6	0	13	0
<b>Offences Against the Person</b>	<b>99</b>	<b>30</b>	<b>65</b>	<b>32</b>	<b>66</b>	<b>11</b>	<b>74</b>	<b>14</b>	<b>56</b>	<b>5</b>	<b>67</b>	<b>5</b>
Unlawful Entry	183	15	96	10	104	6	104	10	106	8	189	6
Arson	5	0	3	0	5	0	11	0	10	0	2	0
Other Property Damage	211	20	147	28	204	26	169	10	88	7	76	9
Motor Vehicle Theft	92	20	120	15	140	17	112	6	47	3	50	6
Other Theft (excl. Unlawful Entry)	369	191	173	77	175	68	197	38	151	23	106	22
Fraud	11	7	5	2	10	11	20	10	56	29	90	20
Handling Stolen Goods	41	10	15	7	21	3	32	6	45	10	48	5
<b>Offences Against Property</b>	<b>912</b>	<b>263</b>	<b>559</b>	<b>139</b>	<b>659</b>	<b>131</b>	<b>645</b>	<b>80</b>	<b>503</b>	<b>80</b>	<b>561</b>	<b>68</b>

^ All Other Offences Against the Person includes the offence sub-divisions of Extortion, and Kidnapping, Abduction and Deprivation of Liberty.

\* Only those offenders whose age and sex were identified are included.

# offenders

## Regions By Age and Sex - 1998/99\*

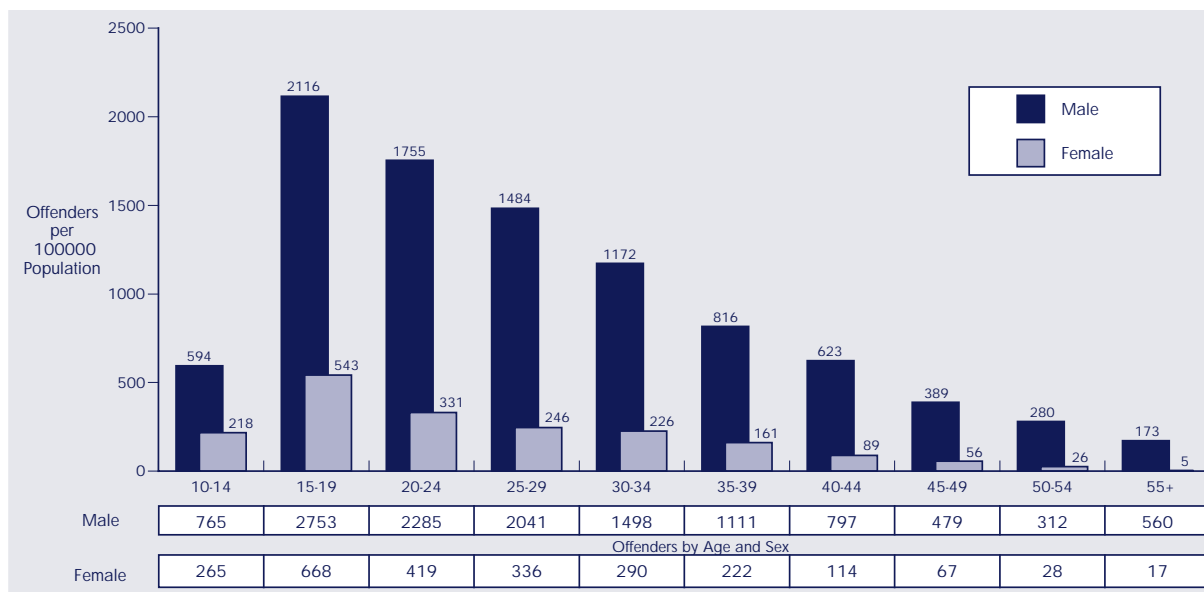
Offence	20 - 24		25 - 29		30 - 39		40 - 49		50 - 59		60 & over	
	Male	Female	Male	Female	Male	Female	Male	Female	Male	Female	Male	Female
<b>Southern Region</b>												
Homicide	5	0	4	2	11	1	3	0	1	0	0	0
Assault	190	48	176	43	196	39	79	12	19	1	9	1
Sexual Offences	25	1	17	0	86	4	49	0	53	2	19	0
Robbery	26	6	17	0	9	3	4	0	0	0	0	0
All Other Offences Against the Person <sup>^</sup>	18	3	23	3	30	2	12	1	10	0	4	0
<b>Offences Against the Person</b>	<b>264</b>	<b>58</b>	<b>237</b>	<b>48</b>	<b>332</b>	<b>49</b>	<b>147</b>	<b>13</b>	<b>83</b>	<b>3</b>	<b>32</b>	<b>1</b>
Unlawful Entry	200	21	155	14	83	15	44	4	3	0	0	0
Arson	4	0	0	2	3	0	3	0	2	0	2	0
Other Property Damage	172	17	119	26	106	12	23	4	119	2	2	0
Motor Vehicle Theft	65	11	49	5	25	2	7	2	5	2	0	0
Other Theft (excl. Unlawful Entry)	222	89	196	66	107	73	70	29	21	10	4	4
Fraud	146	92	189	71	134	74	131	11	37	6	1	0
Handling Stolen Goods	71	16	97	10	43	11	17	4	12	1	0	0
<b>Offences Against Property</b>	<b>880</b>	<b>246</b>	<b>805</b>	<b>194</b>	<b>501</b>	<b>187</b>	<b>295</b>	<b>54</b>	<b>90</b>	<b>21</b>	<b>9</b>	<b>4</b>
<b>South Eastern Region</b>												
Homicide	3	1	5	0	3	1	3	2	2	1	1	0
Assault	187	35	169	24	215	58	99	20	37	2	16	2
Sexual Offences	27	0	24	0	72	3	76	1	35	0	18	0
Robbery	38	3	21	4	20	2	5	0	1	0	0	0
All Other Offences Against the Person <sup>^</sup>	27	2	31	4	51	3	24	8	8	1	5	0
<b>Offences Against the Person</b>	<b>282</b>	<b>41</b>	<b>250</b>	<b>32</b>	<b>361</b>	<b>67</b>	<b>207</b>	<b>31</b>	<b>83</b>	<b>4</b>	<b>40</b>	<b>2</b>
Unlawful Entry	279	34	212	16	144	23	54	5	9	0	1	0
Arson	4	1	4	0	0	0	0	0	0	0	0	0
Other Property Damage	252	19	189	17	117	19	44	9	13	1	1	0
Motor Vehicle Theft	142	8	91	20	86	5	27	3	4	0	1	0
Other Theft (excl. Unlawful Entry)	452	166	414	138	327	235	138	88	36	64	32	25
Fraud	338	336	529	150	379	172	237	108	120	1	10	3
Handling Stolen Goods	138	35	117	62	146	59	54	15	20	3	1	1
<b>Offences Against Property</b>	<b>1605</b>	<b>599</b>	<b>1556</b>	<b>403</b>	<b>1199</b>	<b>513</b>	<b>554</b>	<b>228</b>	<b>202</b>	<b>69</b>	<b>46</b>	<b>29</b>
<b>Metropolitan North Region</b>												
Homicide	3	0	4	0	4	0	0	0	1	0	0	0
Assault	211	41	193	28	162	53	75	15	18	2	6	1
Sexual Offences	19	1	18	0	39	1	48	0	26	0	23	1
Robbery	33	1	15	3	13	3	9	0	1	0	0	0
All Other Offences Against the Person <sup>^</sup>	27	1	21	7	35	1	19	2	5	1	7	0
<b>Offences Against the Person</b>	<b>293</b>	<b>44</b>	<b>251</b>	<b>38</b>	<b>253</b>	<b>58</b>	<b>151</b>	<b>17</b>	<b>51</b>	<b>3</b>	<b>36</b>	<b>2</b>
Unlawful Entry	297	48	173	39	98	15	16	15	40	0	0	0
Arson	8	0	1	0	1	1	0	2	0	0	0	0
Other Property Damage	220	17	103	20	98	17	26	5	17	0	3	0
Motor Vehicle Theft	121	19	66	9	54	4	15	0	4	1	0	0
Other Theft (excl. Unlawful Entry)	472	186	265	106	323	141	122	58	33	29	33	16
Fraud	477	316	428	265	1038	244	228	71	46	32	6	1
Handling Stolen Goods	183	66	183	54	118	37	25	22	7	1	10	0
<b>Offences Against Property</b>	<b>1778</b>	<b>652</b>	<b>1219</b>	<b>493</b>	<b>1730</b>	<b>459</b>	<b>432</b>	<b>173</b>	<b>147</b>	<b>63</b>	<b>52</b>	<b>17</b>
<b>Metropolitan South Region</b>												
Homicide	3	0	1	1	4	2	2	0	1	1	0	1
Assault	127	37	121	19	140	43	77	9	30	4	8	0
Sexual Offences	21	0	33	0	45	0	55	4	35	0	36	0
Robbery	61	9	19	6	38	4	8	0	2	0	0	0
All Other Offences Against the Person <sup>^</sup>	25	3	12	2	28	4	6	5	6	1	3	2
<b>Offences Against the Person</b>	<b>237</b>	<b>49</b>	<b>186</b>	<b>28</b>	<b>255</b>	<b>53</b>	<b>148</b>	<b>18</b>	<b>74</b>	<b>6</b>	<b>47</b>	<b>3</b>
Unlawful Entry	367	35	203	22	141	14	32	12	5	0	0	0
Arson	2	0	1	0	1	2	0	0	0	0	0	0
Other Property Damage	244	16	108	9	124	40	24	7	9	0	4	1
Motor Vehicle Theft	123	18	80	8	71	6	9	3	0	0	1	0
Other Theft (excl. Unlawful Entry)	455	142	363	101	314	122	117	82	38	24	18	16
Fraud	570	179	323	114	401	160	232	77	43	9	2	1
Handling Stolen Goods	156	58	110	31	124	42	18	16	15	1	0	1
<b>Offences Against Property</b>	<b>1917</b>	<b>448</b>	<b>1188</b>	<b>285</b>	<b>1176</b>	<b>386</b>	<b>432</b>	<b>197</b>	<b>110</b>	<b>34</b>	<b>25</b>	<b>19</b>

<sup>^</sup> All Other Offences Against the Person includes the offence sub-divisions of Extortion, and Kidnapping, Abduction and Deprivation of Liberty.

\* Only those offenders whose age and sex were identified are included.

# offenders

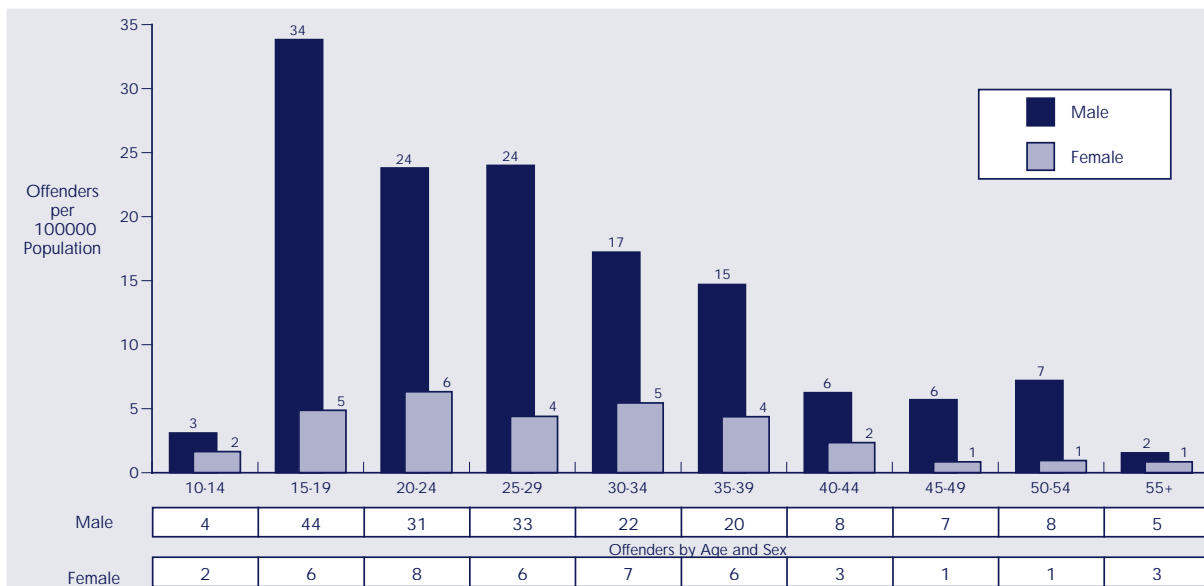
## Offences Against the Person - 1998/99\*



At every age group, males were more likely than females to commit Offences Against the Person with males aged fifteen to nineteen years most likely to offend. Overall, approximately 82% of Offences Against the Person were

committed by males. As with most offence types, the likelihood of offending decreased significantly with increasing age for both males and females.

## Homicide - 1998/99\*



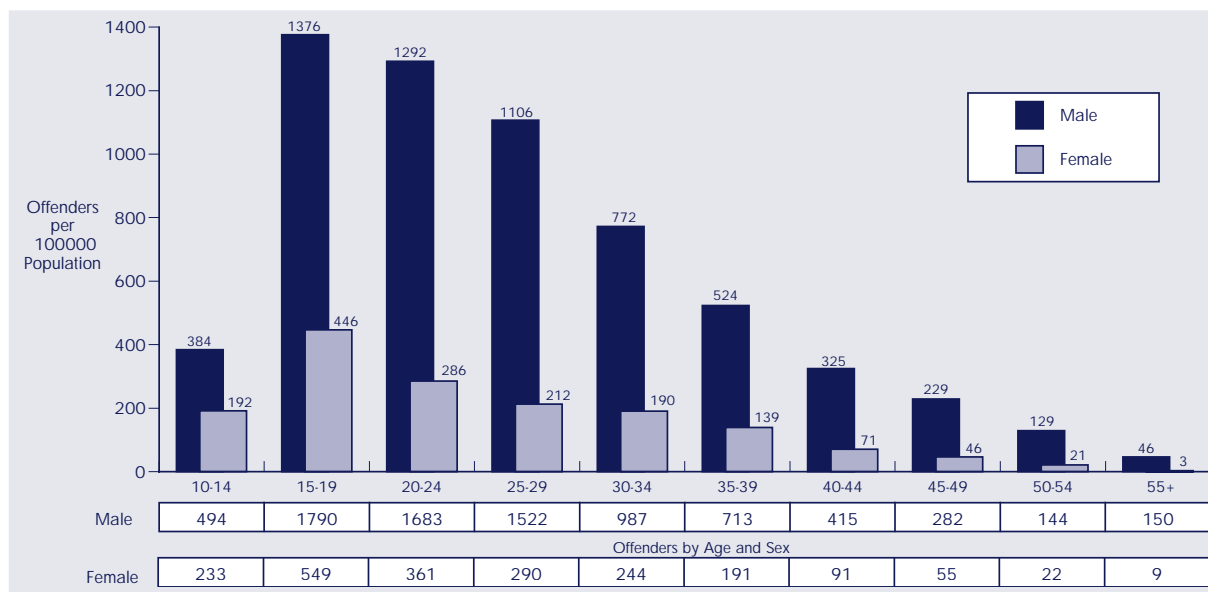
Males aged fifteen to nineteen years were most likely to commit Homicide offences. At every age, males committed more offences than females. In total, only

21% of Homicide offences were committed by females, although this figure is higher than the 17% reported for the 1997/98 financial year.

\* Only those offenders whose age and sex were identified are included.

# offenders

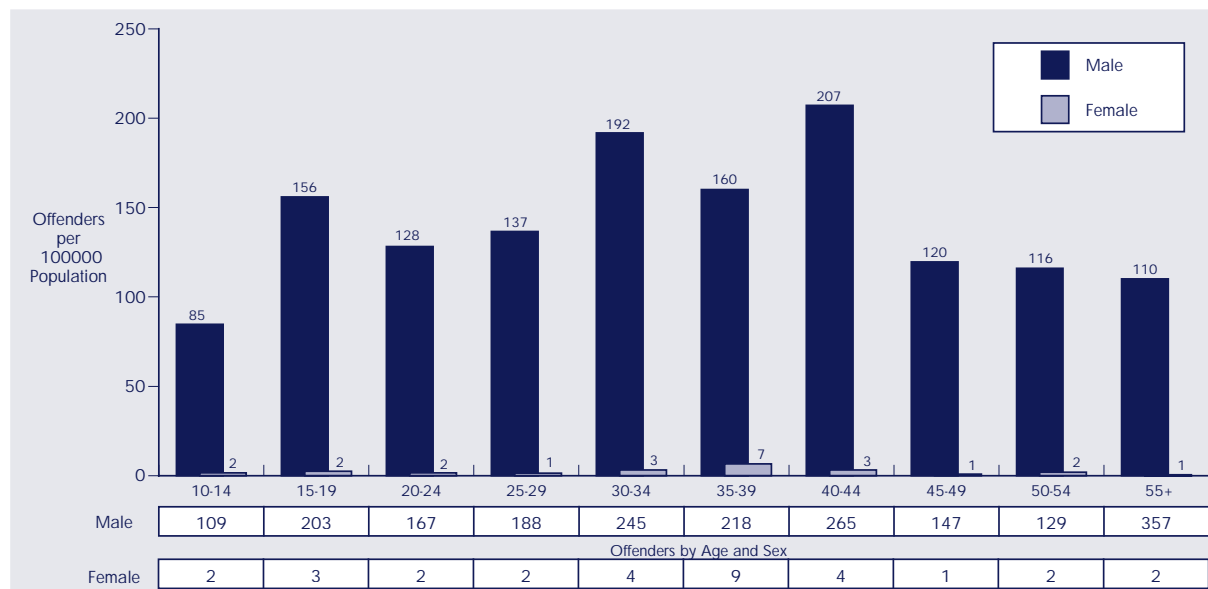
## Assault - 1998/99\*



As with most offence types, the likelihood of committing Assault offences decreases with increasing age for both males and females. The majority of Assault offences (80%) were committed by males. In fact, approximately

50% of offences were committed by males aged fifteen to twenty-nine years. For males and females, those aged fifteen to nineteen years were more likely to offend compared with those in other age groups.

## Sexual Offences - 1998/99\*



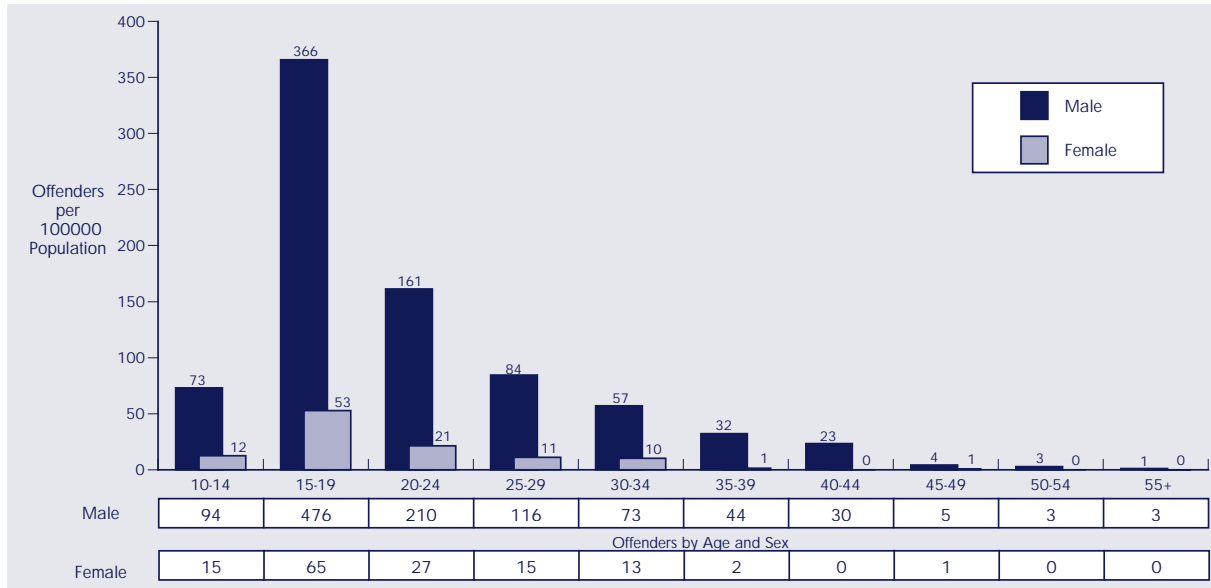
Sexual Offences are unique in that the likelihood of offending does not decrease with increasing age. The age distribution of offenders is approximately uniform with the risk of offending similar for all age groups. In

addition, most offences, 98%, are committed by males. In total, only thirty-one female offenders were recorded for 1998/99.

\* Only those offenders whose age and sex were identified are included.

# offenders

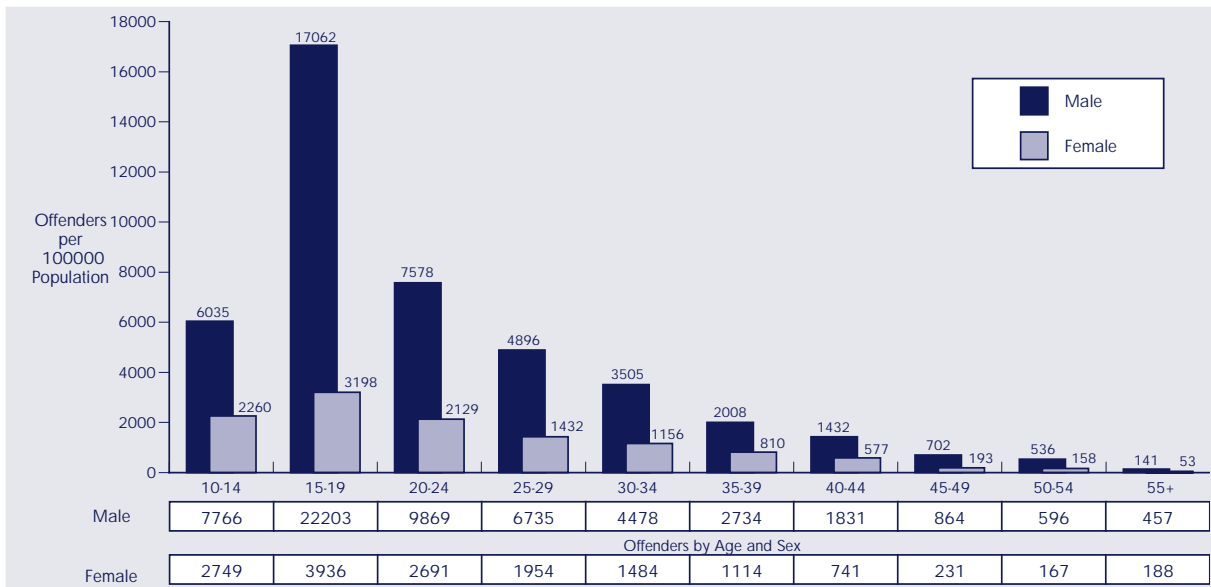
## Robbery - 1998/99\*



Most Robbery offences were committed by younger aged offenders (ten to twenty-nine years), with very few offenders appearing in the older age groups. Approximately 40% of offences were committed by males age

fifteen to nineteen years. Only 12% of offences were committed by females, thus, the majority of Robbery offences were committed by males.

## Offences Against Property - 1998/99\*



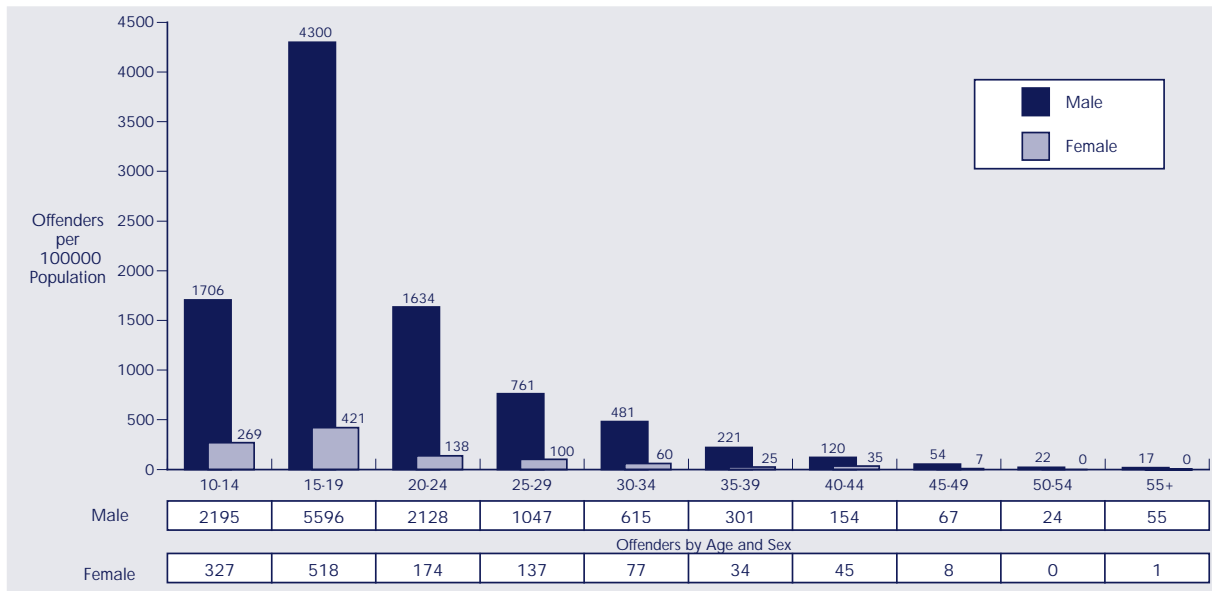
Males aged fifteen to nineteen years were over five times more likely to commit Offences Against Property than females in the same age group. In total, only 21% of offenders were female; this figure remains unchanged

from that reported in 1997/98. At every age, more males than females committed Offences Against Property with the likelihood of offending decreasing with increasing age for both sexes.

\* Only those offenders whose age and sex were identified are included.

# offenders

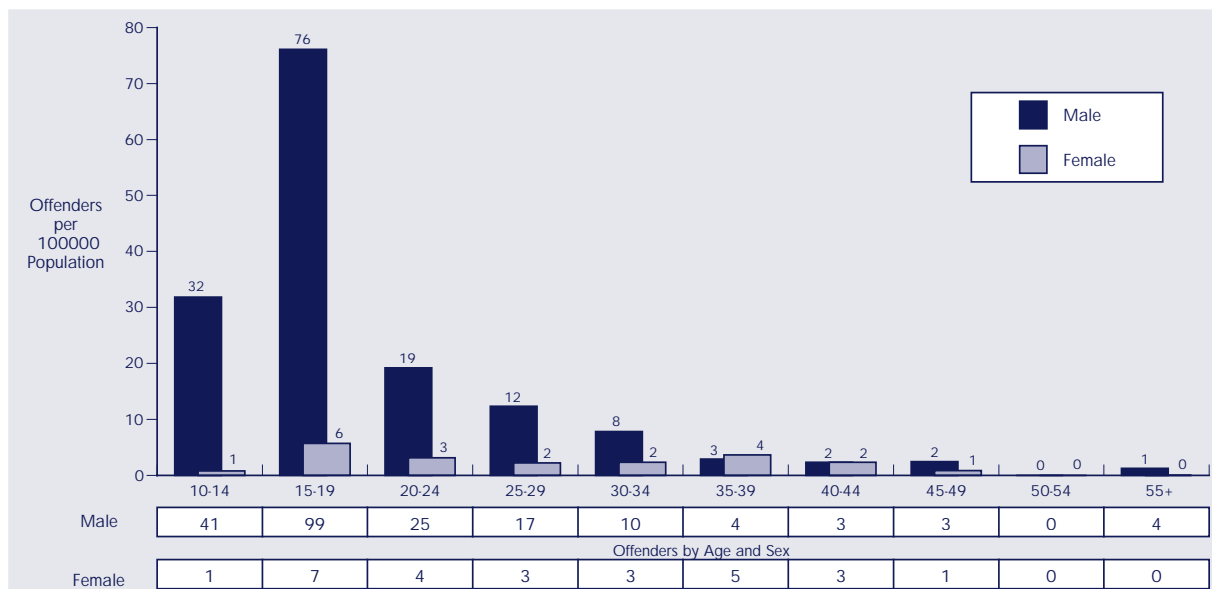
## Unlawful Entry - 1998/99\*



As with most offence types, a large proportion of Unlawful Entry offenders were male aged fifteen to nineteen years. Very few offences were committed by persons in older age groups (over forty years) and only

10% of offenders were female. Just over 73% of offences were committed by males aged between ten and twenty-four years inclusive.

## Arson - 1998/99\*



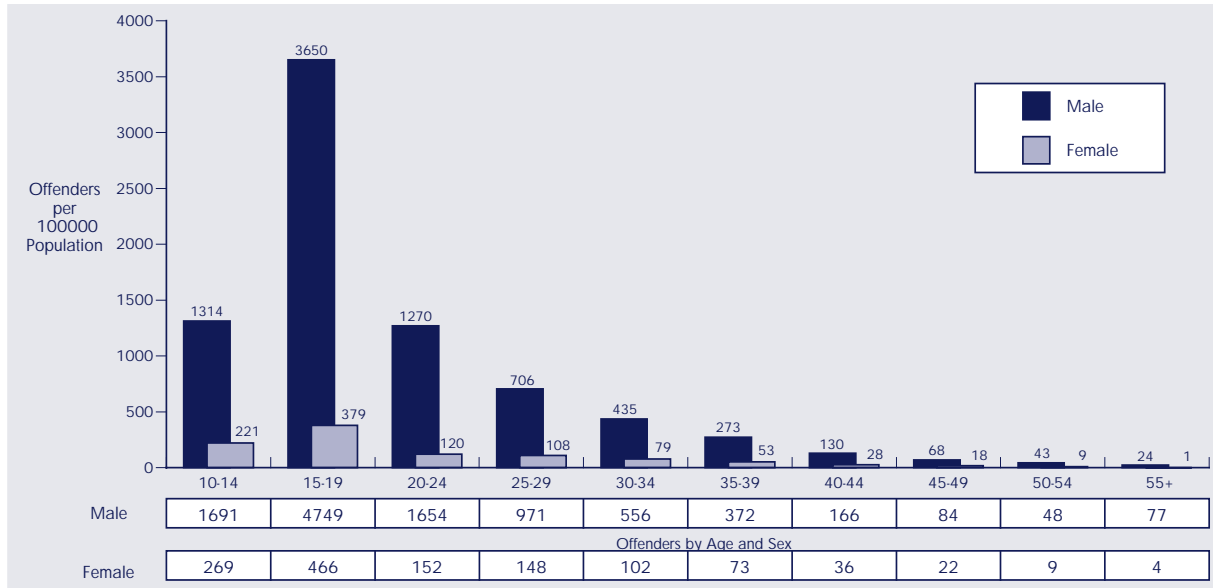
Over 60% of Arson offences were committed by males aged between ten and nineteen years. While only 12% of offenders were female, the largest number of them

were aged fifteen to nineteen years. As with most property offences, very few offenders were recorded in older age groups (over thirty-five years).

\* Only those offenders whose age and sex were identified are included.

# offenders

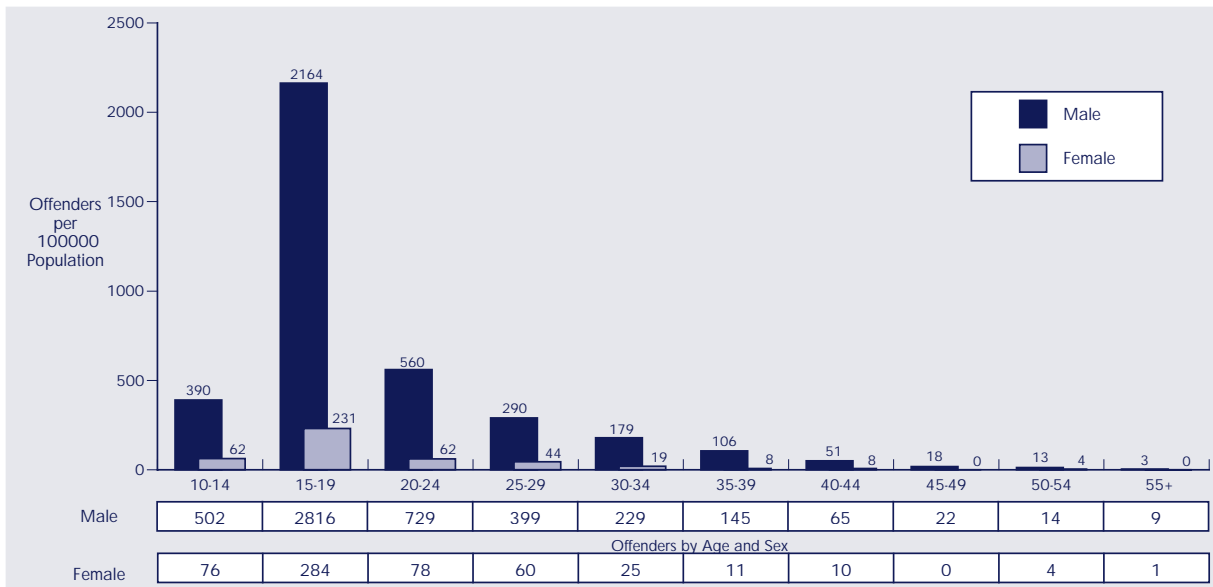
## Other Property Damage - 1998/99\*



As with most Property offences, the largest proportion of Other Property Damage offences were committed by males aged between fifteen and nineteen years. At every age, males were more likely to offend than

females. In addition, as with other Property offences, there were very few offenders in the older age groups. In fact, 77% of offenders were aged twenty-five years or younger.

## Motor Vehicle Theft - 1998/99\*



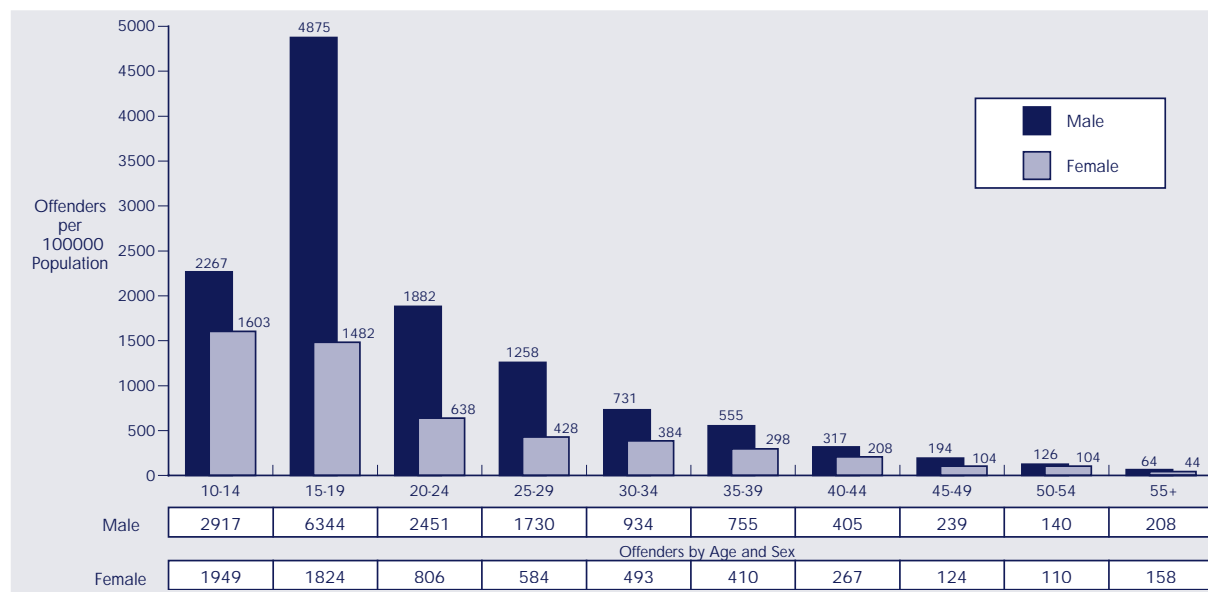
Approximately 51% of Motor Vehicle Theft offences were committed by males aged fifteen to nineteen years. While females in the same age group were more likely to offend compared with females in other age

groups, only 10% of offenders were female. The likelihood of offending decreased significantly with increasing age.

\* Only those offenders whose age and sex were identified are included.

# offenders

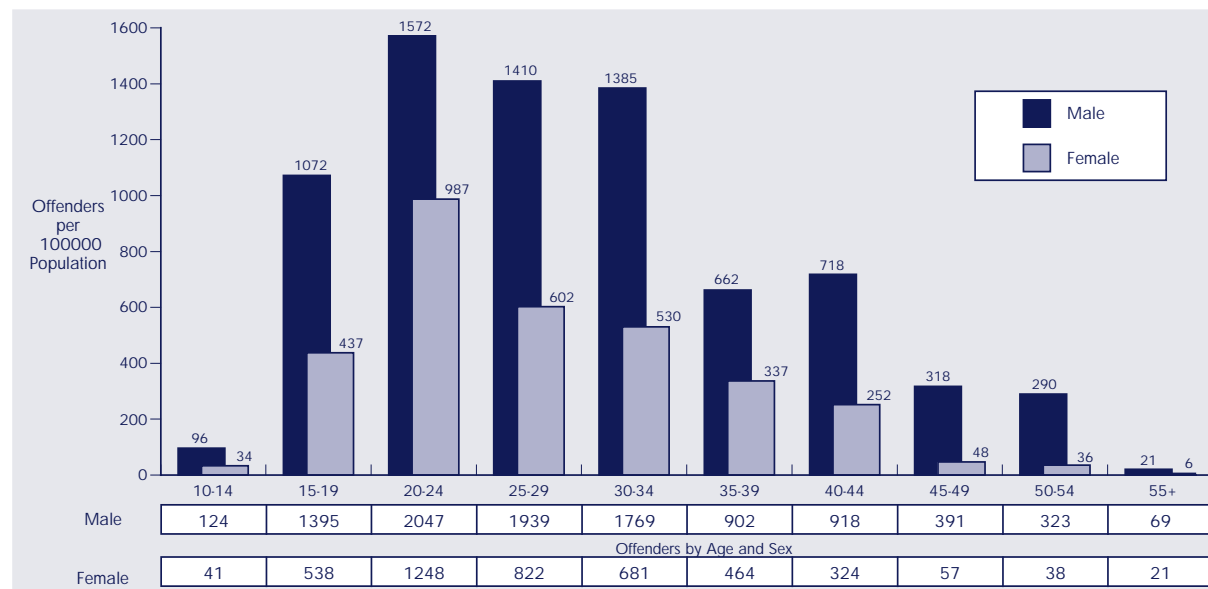
## Other Theft (excluding Unlawful Entry) - 1998/99\*



The Other Theft offence category is one of a small number of Property offences committed by a substantial proportion of females. In 1998/99, 29% of offences

were committed by females. Approximately 71% of offences were committed by offenders in younger age groups (under twenty-five years).

## Fraud - 1998/99\*



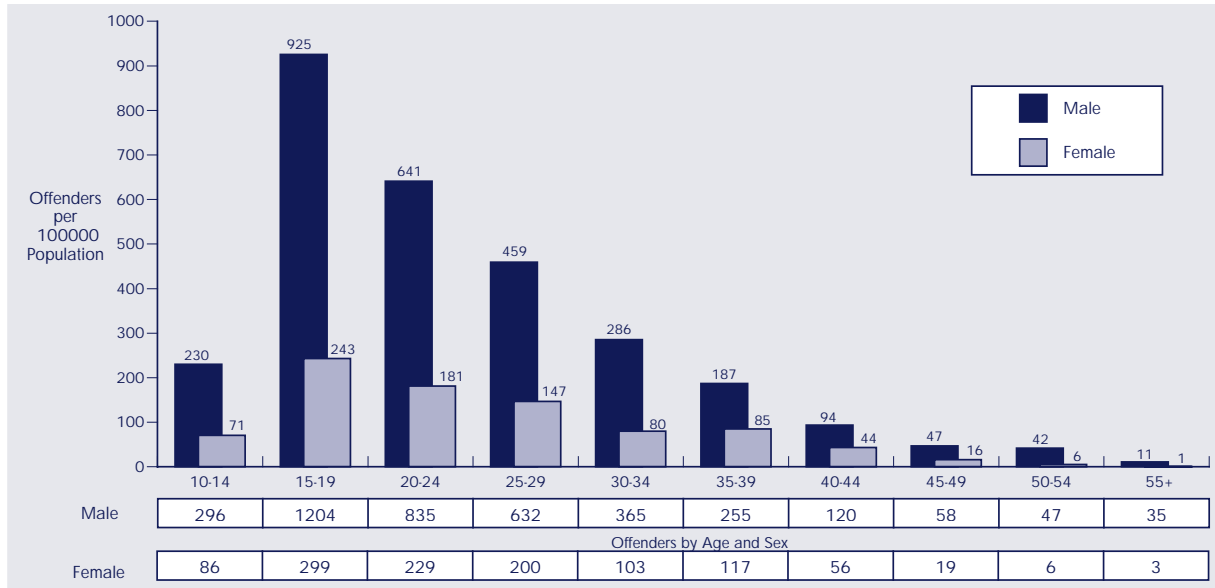
Fraud is another of the Property offences for which a relatively high proportion of offenders are female. In 1998/99, 30% of offences were committed by females.

Although males aged between fifteen and nineteen years were most likely to offend, most age groups showed high rates of offending, particularly for males.

\* Only those offenders whose age and sex were identified are included.

# offenders

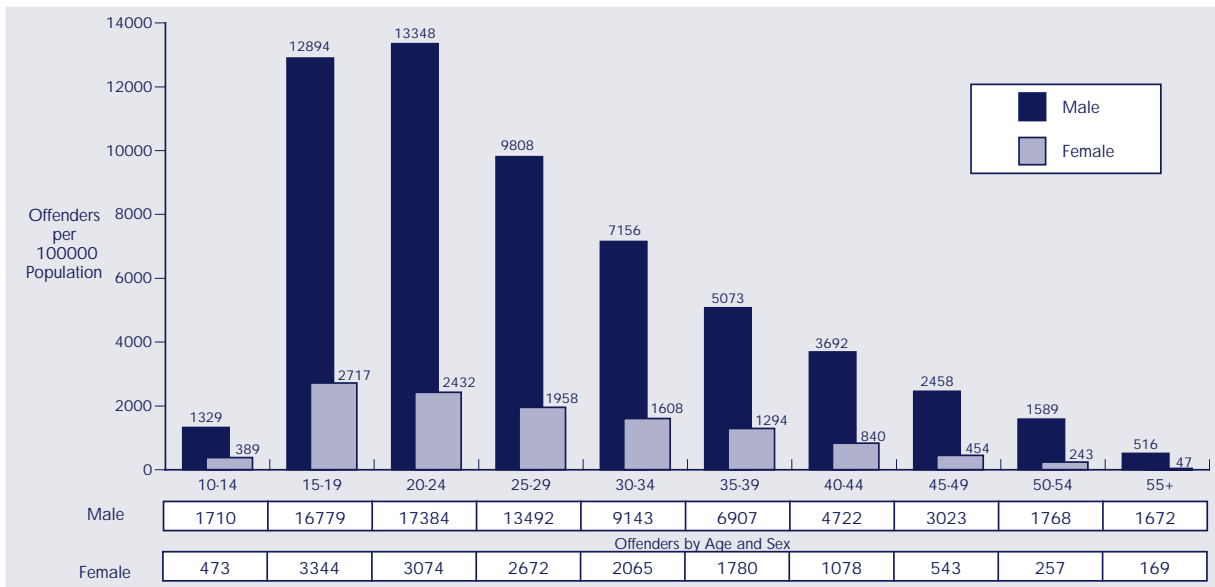
## Handling Stolen Goods - 1998/99\*



In all age groups, males were more likely than females to commit offences in the Handling Stolen Goods category. Males and females in the fifteen to nineteen age group were more likely to offend compared with those in other

age groups. As with most offence types, the risk of offending decreased significantly with increasing age as is evidenced by the graph above.

## Other Offences - 1998/99\*



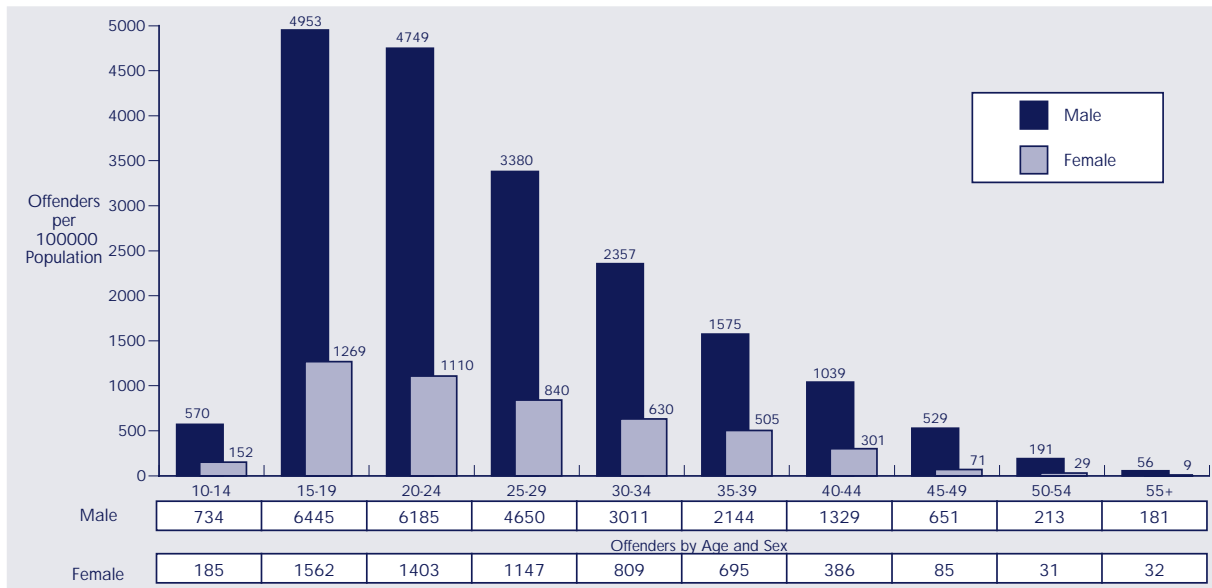
The larger majority (84%) of Other Offences were committed by males with those in the fifteen to nineteen and twenty-five to twenty-nine age groups comprising 37% of offenders proceeded against in

1998/99. As can be seen in the graph above, for both males and females, the risk of offending decreased significantly as age increased.

\* Only those offenders whose age and sex were identified are included.

# offenders

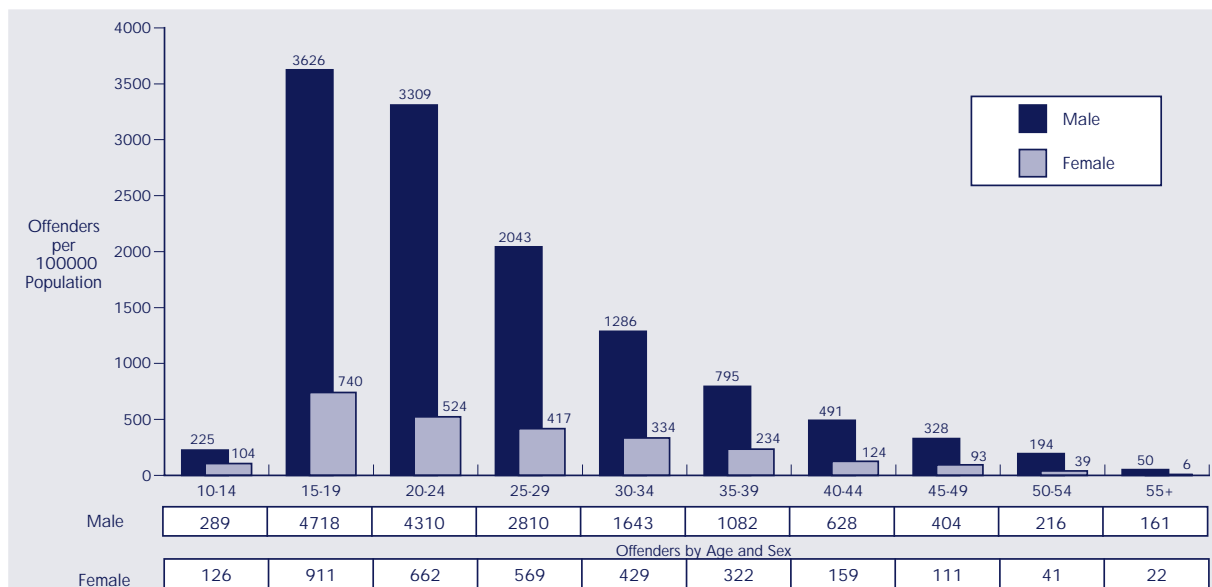
## Drug Offences - 1998/99\*



Most Drug Offences were committed by males (80%). Approximately 40% of Drug Offences reported in 1998/99 were committed by males in the fifteen to twenty-

four age group. Females in the fifteen to nineteen age group were more likely to offend compared with those in other age groups.

## Good Order Offences - 1998/99\*



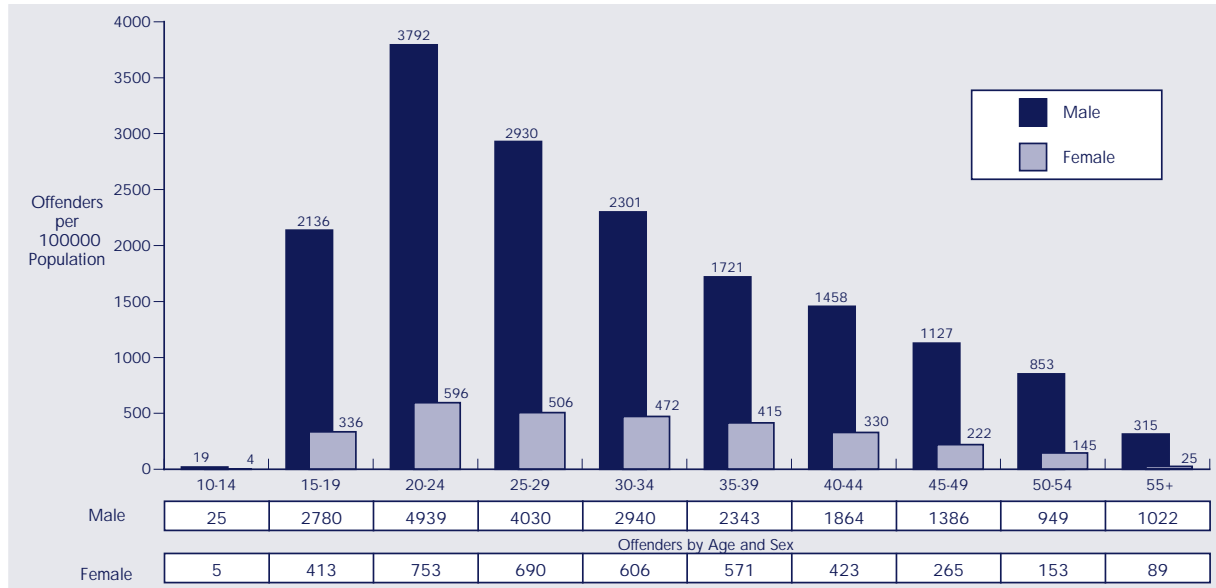
Patterns of offending for Good Order offences are typical of those displayed in most offence categories. A large majority of offences are committed by males with

those in the fifteen to nineteen age group most likely to offend. As age increases, the likelihood of offending decreases.

\* Only those offenders whose age and sex were identified are included.

# offenders

## Traffic and Related Offences - 1998/99\*



Although the typical pattern of decreased offending with increasing age is apparent for Traffic and Related offences, the rate of offending is higher in older age

groups compared with most offence categories. For both males and females, the highest rate of offending occurred in the twenty to twenty-four age group.

\* Only those offenders whose age and sex were identified are included.