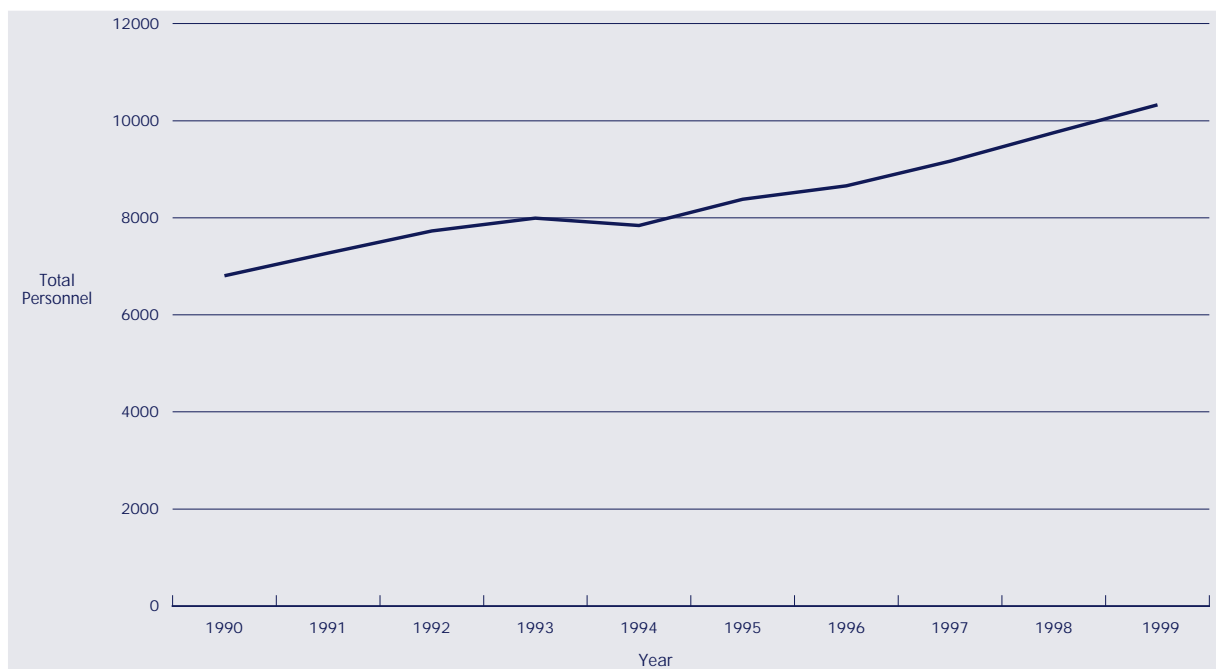


# Personnel

This section provides statistics pertaining to personnel within the Police Service. All data contained in this section were provided by the Human Resource Management Branch of the Queensland Police Service, unless otherwise noted.

## Total Police Service Personnel - 30 June



# personnel

## Personnel by Rank/Classification at 30 June

Rank/Classification	1998			1999		
	Male	Female	Persons	Male	Female	Persons
<b>Police Personnel</b>						
<b>Executive Officers</b>	<b>13</b>	<b>0</b>	<b>13</b>	<b>14</b>	<b>0</b>	<b>14</b>
Commissioner	1	0	1	1	0	1
Deputy Commissioner	1	0	1	1	0	1
Assistant Commissioner	11	0	11	12	0	12
<b>Commissioned Officers</b>	<b>278</b>	<b>14</b>	<b>292</b>	<b>283</b>	<b>16</b>	<b>299</b>
Chief Superintendent	13	0	13	12	0	12
Superintendent	28	2	30	33	2	35
Inspector	237	12	249	238	14	252
<b>Non-Commissioned Officers</b>	<b>1929</b>	<b>115</b>	<b>2044</b>	<b>1990</b>	<b>123</b>	<b>2113</b>
Senior Sergeant	412	24	436	425	26	451
Sergeant	1517	91	1608	1565	97	1662
<b>Constables</b>	<b>3578</b>	<b>906</b>	<b>4484</b>	<b>3703</b>	<b>1049</b>	<b>4752</b>
Senior Constable	1842	258	2100	1893	314	2207
Constable	1736	648	2384	1810	735	2545
<b>Total Police Officers</b>	<b>5798</b>	<b>1035</b>	<b>6833</b>	<b>5990</b>	<b>1188</b>	<b>7178</b>
Recruits in Training	227	118	345	216	125	341
<b>Total Police Personnel</b>	<b>6025</b>	<b>1153</b>	<b>7178</b>	<b>6206</b>	<b>1313</b>	<b>7519</b>
<b>Public Service Officers*</b>						
<b>Senior Executive Service/Senior Officer</b>	<b>13</b>	<b>0</b>	<b>13</b>	<b>16</b>	<b>1</b>	<b>17</b>
Executive Director	1	0	1	1	0	1
Director	4	0	4	5	0	5
Manager	8	0	8	10	1	11
<b>Other Officers</b>	<b>494</b>	<b>1359</b>	<b>1853</b>	<b>527</b>	<b>1526</b>	<b>2053</b>
Administrative Officer	403	1285	1688	444	1455	1899
Technical Officer	13	11	24	14	13	27
Professional Officer	75	63	138	67	58	125
Operational Officer	3	0	3	2	0	2
<b>Total Public Service Officers</b>	<b>507</b>	<b>1359</b>	<b>1866</b>	<b>543</b>	<b>1527</b>	<b>2070</b>
<b>General Employees</b>						
Communication Room Operators	71	113	184	82	117	199
Police Liaison Officers	71	33	104	63	35	98
Trainees - Justice Studies	12	5	17	9	8	17
Trainees - Office	0	0	0	40	46	86
Pilots	7	0	7	6	0	6
General Wages Staff	113	101	214	121	102	223
Trade and Trade Related	57	0	57	60	0	60
Casual	11	116	127	8	41	49
<b>Total Other Personnel</b>	<b>342</b>	<b>368</b>	<b>710</b>	<b>389</b>	<b>349</b>	<b>738</b>

\* Includes temporary employees occupying Public Service positions.

# personnel

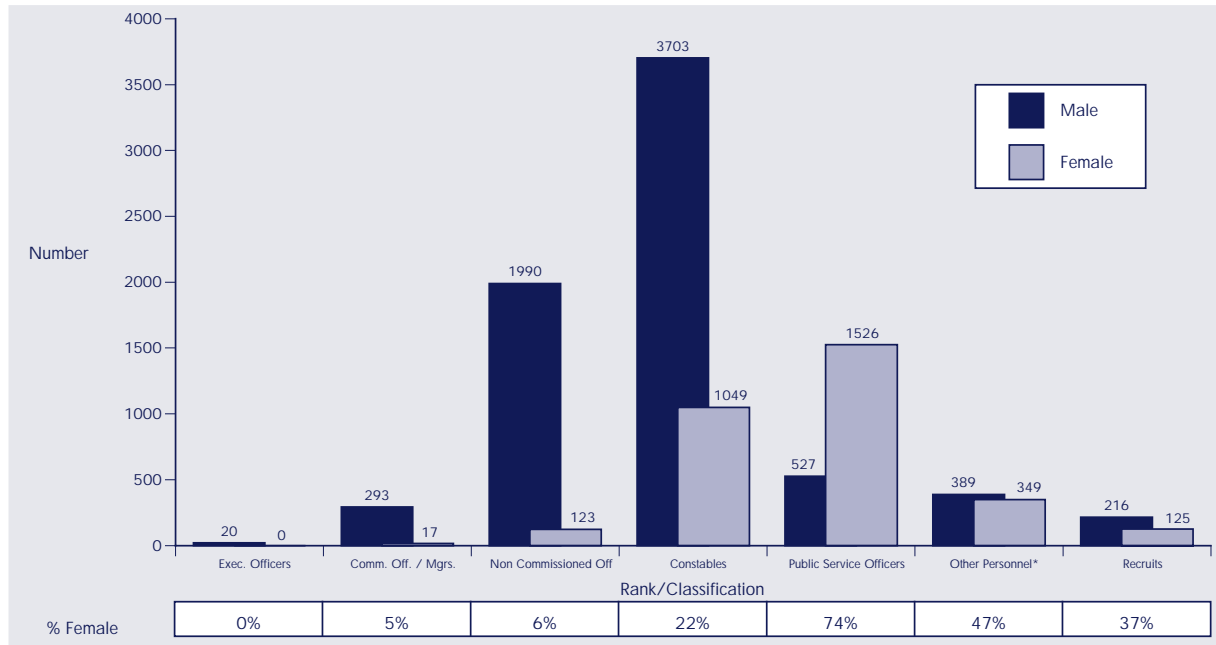
## Separations by Rank/Classification at 30 June 1999

Rank/Classification	Retirements				Other Separations					Total
	Compulsory	Post Age 55	VER	Medical Grounds	Resignation	Death	Dismissal	Scheduled Completion	Transfer to other Govt Agencies	
<b>Police Personnel</b>										
<b>Executive Officers</b>	<b>0</b>	<b>0</b>	<b>2</b>	<b>0</b>	<b>0</b>	<b>0</b>	<b>0</b>	<b>0</b>	<b>n/a</b>	<b>2</b>
Commissioner	0	0	0	0	0	0	0	0	n/a	0
Deputy Commissioner	0	0	0	0	0	0	0	0	n/a	0
Assistant Commissioner	0	0	2	0	0	0	0	0	n/a	2
<b>Commissioned Officers</b>	<b>0</b>	<b>1</b>	<b>13</b>	<b>1</b>	<b>1</b>	<b>0</b>	<b>0</b>	<b>0</b>	<b>n/a</b>	<b>16</b>
Chief Superintendent	0	0	3	0	0	0	0	0	n/a	3
Superintendent	0	0	2	0	0	0	0	0	n/a	2
Inspector	0	1	8	1	1	0	0	0	n/a	11
<b>Non-Commissioned Officers</b>	<b>0</b>	<b>2</b>	<b>17</b>	<b>17</b>	<b>29</b>	<b>0</b>	<b>1</b>	<b>0</b>	<b>n/a</b>	<b>66</b>
Senior Sergeant	0	1	4	4	6	0	0	0	n/a	15
Sergeant	0	1	13	13	23	0	1	0	n/a	51
<b>Constables</b>	<b>0</b>	<b>0</b>	<b>1</b>	<b>31</b>	<b>91</b>	<b>0</b>	<b>1</b>	<b>0</b>	<b>n/a</b>	<b>124</b>
Senior Constable	0	0	0	22	27	0	1	0	n/a	50
Constable	0	0	1	9	64	0	0	0	n/a	74
<b>Total Police Officers</b>	<b>0</b>	<b>3</b>	<b>33</b>	<b>49</b>	<b>121</b>	<b>0</b>	<b>2</b>	<b>0</b>	<b>n/a</b>	<b>208</b>
<b>Public Service Officers*</b>										
<b>Senior Executive Service/Senior Officer</b>	<b>n/a</b>	<b>0</b>	<b>0</b>	<b>0</b>	<b>2</b>	<b>0</b>	<b>0</b>	<b>1</b>	<b>0</b>	<b>3</b>
Executive Director	n/a	0	0	0	0	0	0	0	0	0
Director	n/a	0	0	0	0	0	0	0	0	0
Manager	n/a	0	0	0	2	0	0	1	0	3
<b>Other Officers</b>	<b>n/a</b>	<b>8</b>	<b>1</b>	<b>6</b>	<b>180</b>	<b>3</b>	<b>2</b>	<b>68</b>	<b>19</b>	<b>287</b>
Administrative Officer	n/a	7	1	4	133	2	1	59	15	222
Technical Officer	n/a	1	0	1	5	0	0	0	0	7
Professional Officer	n/a	0	0	0	20	0	0	5	4	29
Operational Officer	n/a	0	0	1	22	1	1	4	0	29
<b>Total Public Service Officers</b>	<b>n/a</b>	<b>8</b>	<b>1</b>	<b>6</b>	<b>182</b>	<b>3</b>	<b>2</b>	<b>69</b>	<b>19</b>	<b>290</b>
<b>General Employees</b>										
Communication Room Operators	n/a	0	0	0	6	0	0	3	0	9
Police Liaison Officers	n/a	0	0	0	6	2	0	0	0	8
Trainees - Justice Studies	n/a	0	0	0	13	0	0	1	0	14
Trainees - Office	n/a	0	0	0	2	0	0	2	0	4
Pilots	n/a	0	0	0	0	0	1	0	0	1
General Wages Staff	n/a	2	0	1	11	0	0	1	0	15
Trade and Trade Related	n/a	0	0	0	7	0	0	1	0	8
Casual	n/a	0	0	0	0	0	0	0	0	0
<b>Total Other Personnel</b>	<b>n/a</b>	<b>2</b>	<b>0</b>	<b>1</b>	<b>45</b>	<b>2</b>	<b>1</b>	<b>8</b>	<b>0</b>	<b>59</b>

\* Includes temporary employees occupying Public Service positions.

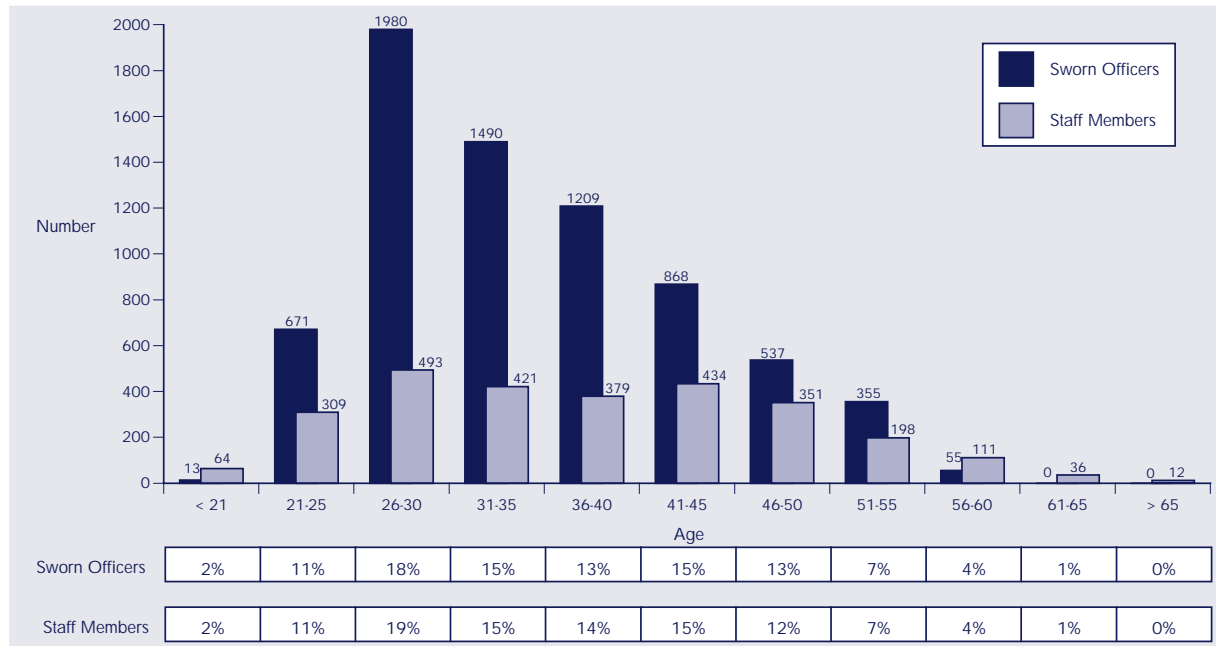
# personnel

## Personnel by Gender - 30 June 1999



\* Other Personnel includes Communication Room Operators, Police Liaison Officers, Trainees, Pilots, General Wages Staff, Trade and Trade Related and Casual staff.

## Personnel by Age - 30 June 1999



# personnel

## Sworn Officers Promotions, Transfers and Review 1998/99\*

	Promotion	Transfer**	Lateral Transfer	Disciplinary / Suspension / Stand-down	Total
<b>Decisions</b>	<b>311</b>	<b>130</b>	<b>1750</b>	<b>0</b>	<b>2191</b>
Decisions Reviewed	110	17	1	0	<b>128</b>
% of Decisions Reviewed	35.4%	13.1%	0.1%	0.0%	<b>5.8%</b>
<b>Reviews lodged</b>	<b>264</b>	<b>21</b>	<b>3</b>	<b>6</b>	<b>294</b>
Upheld^	1	0	0	2	<b>3</b>
Dismissed^	89	7	1	0	<b>97</b>
Lapsed/Out of order/No jurisdiction^	3	0	0	0	<b>3</b>
Withdrawn^	133	13	1	0	<b>147</b>
Re-assessed^	19	2	0	2	<b>23</b>
Outstanding^	26	5	2	1	<b>34</b>

\* Data supplied by the Commissioner for Police Service Reviews.

\*\* Excludes the initial allocation of Recruits.

^ Results of Reviews include some decisions of Reviews lodged during 1997/98.

## Police Recruitment Appointment by Gender

Type of Appointment	1997/98			1998/99		
	Male	Female	Total	Male	Female	Total
<b>Sworn-In</b>	<b>371</b>	<b>149</b>	<b>520</b>	<b>369</b>	<b>184</b>	<b>553</b>
Recruit - PROVE Program	284	133	417	310	174	484
Recruit - Abridged Program	84	16	100	53	9	62
Other	3	0	3	6	1	7
<b>Intake</b>	<b>351</b>	<b>129</b>	<b>480</b>	<b>395</b>	<b>200</b>	<b>595</b>