

Victims of Crime

This section contains detailed information relating to victims of Offences Against the Person. They do not provide a unique victim count as one person may be counted several times if they were the victim of more than one offence.

There are several cases where the victim of an Offence Against the Person is not, according to the statistical definitions used, a person. For example, the victim of an Armed Robbery of a Bank is the banking organisation, rather than the teller, while 'Armed so as to Cause Fear or Alarm' is commonly a Regina offence, where the Crown is deemed to be the victim. Organisations which were victims of crime are not included in the tables and graphs to follow.

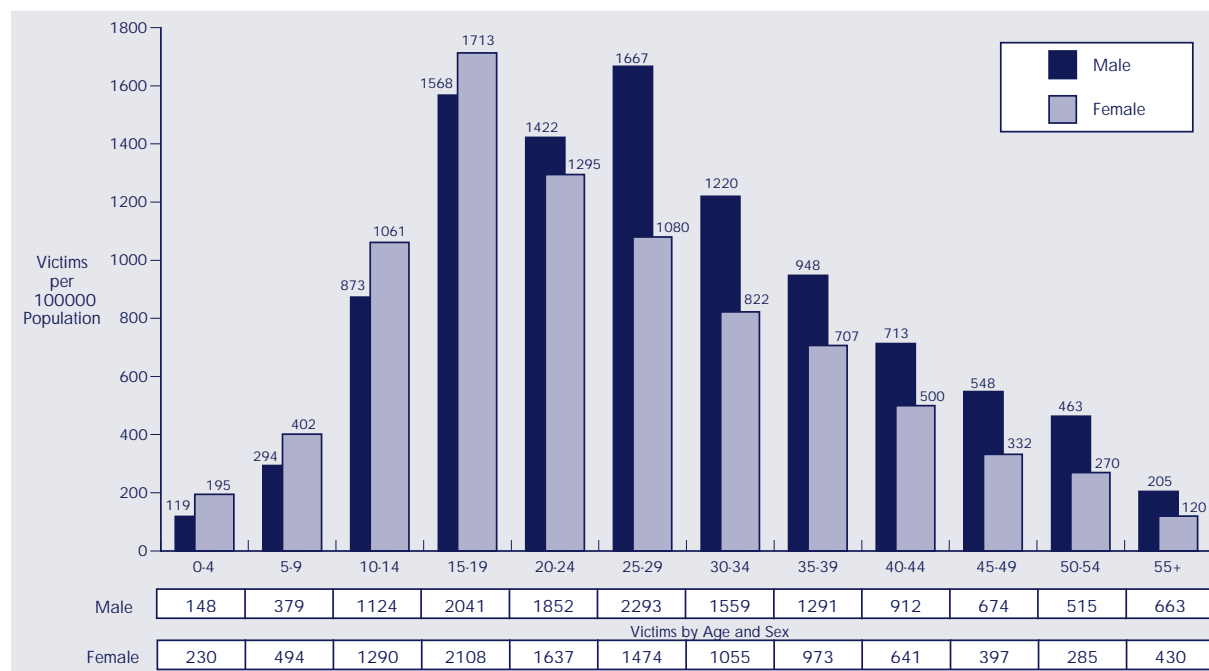
As the graph below illustrates, females aged fifteen to nineteen and males aged twenty-five to twenty-nine are

the most common victims of Offences Against the Person on a per capita basis. Females aged fifty five and over are the least victimised. During 1998/99, there were slightly more male than female victims. Fifty-five per cent of victims were male, while forty-five per cent of victims were female.

The preliminary Estimated Residential Population by Sex and Age for 30 June, 1998 (Australian Bureau of Statistics Catalogue No. 3201.0) was used to calculate the number of victims per 100,000 population. 'Age' refers to the victim's age on the date the offence was reported to police, rather than their age on the date the offence occurred.

Age groupings have been revised for this publication and, therefore, differ from those shown in earlier issues.

Offences Against the Person - 1998/99*



* Only those offences where the victim's age and sex were identified are included.

victims of crime

By Age and Sex* - 1998/99

Offence	0 - 14		15 years		16 years		17 years		18 years		19 years	
	Male	Female	Male	Female	Male	Female	Male	Female	Male	Female	Male	Female
Far Northern Region												
Homicide	1	2	0	0	0	0	0	0	0	0	2	0
Murder	0	1	0	0	0	0	0	0	0	0	1	0
Attempted Murder	0	1	0	0	0	0	0	0	0	0	0	0
Conspiracy to Murder	0	0	0	0	0	0	0	0	0	0	0	0
Driving Causing Death	0	0	0	0	0	0	0	0	0	0	1	0
Manslaughter (excl. by Driving)	1	0	0	0	0	0	0	0	0	0	0	0
Assault	67	52	24	33	21	31	27	33	34	26	26	44
Serious Assault	34	28	14	15	14	20	17	23	22	20	23	31
Other Assault	33	24	10	18	7	11	10	10	12	6	3	13
Sexual Offences	17	86	8	14	2	8	1	8	0	5	2	3
Rape & Attempted Rape	2	10	2	7	0	4	0	2	0	1	1	1
Other Sexual Offences	15	76	6	7	2	4	1	6	0	4	1	2
Robbery	2	1	1	0	1	0	1	0	3	2	2	1
Armed Robbery	0	1	1	0	1	0	0	0	1	0	0	0
Unarmed Robbery	2	0	0	0	0	0	1	0	2	2	2	1
Extortion	0	0	0	0	0	0	0	0	0	0	0	0
Kidnapping & Abduction	0	4	0	3	0	0	1	0	0	0	0	3
Other Offences Against the Person	4	3	1	3	1	3	1	3	2	0	1	1
Offences Against the Person	91	148	34	53	25	42	31	44	39	33	33	52
Northern Region												
Homicide	1	1	0	0	0	0	1	1	0	0	0	0
Murder	1	0	0	0	0	0	0	0	0	0	0	0
Attempted Murder	0	1	0	0	0	0	1	0	0	0	0	0
Conspiracy to Murder	0	0	0	0	0	0	0	0	0	0	0	0
Driving Causing Death	0	0	0	0	0	0	0	1	0	0	0	0
Manslaughter (excl. by Driving)	0	0	0	0	0	0	0	0	0	0	0	0
Assault	91	68	30	22	29	28	22	41	30	36	35	23
Serious Assault	47	34	19	15	19	15	12	29	28	19	29	14
Other Assault	44	34	11	7	10	13	10	12	2	17	6	9
Sexual Offences	38	81	0	13	1	14	5	9	1	9	2	6
Rape & Attempted Rape	9	8	0	1	1	2	2	2	0	2	2	2
Other Sexual Offences	29	73	0	12	0	12	3	7	1	7	0	4
Robbery	6	0	4	1	2	2	1	2	4	1	3	1
Armed Robbery	0	0	0	0	0	0	0	1	1	0	0	0
Unarmed Robbery	6	0	4	1	2	2	1	1	3	1	3	1
Extortion	0	0	0	0	0	0	0	0	0	0	0	0
Kidnapping & Abduction	1	3	0	2	0	2	0	1	0	1	1	2
Other Offences Against the Person	5	5	1	1	5	3	1	4	0	2	3	4
Offences Against the Person	142	158	35	39	37	49	30	58	35	49	44	36
Central Region												
Homicide	0	2	0	0	0	0	1	0	0	0	1	0
Murder	0	2	0	0	0	0	0	0	0	0	0	0
Attempted Murder	0	0	0	0	0	0	1	0	0	0	0	0
Conspiracy to Murder	0	0	0	0	0	0	0	0	0	0	0	0
Driving Causing Death	0	0	0	0	0	0	0	0	0	0	1	0
Manslaughter (excl. by Driving)	0	0	0	0	0	0	0	0	0	0	0	0
Assault	89	52	24	22	21	24	26	24	29	18	32	22
Serious Assault	51	31	12	14	14	13	16	13	21	10	26	14
Other Assault	38	21	12	8	7	11	10	11	8	8	6	8
Sexual Offences	35	122	3	22	3	13	1	21	2	9	2	9
Rape & Attempted Rape	3	9	0	9	0	6	1	6	0	5	0	3
Other Sexual Offences	32	113	3	13	3	7	0	15	2	4	2	6
Robbery	9	0	1	0	1	0	2	2	3	0	1	0
Armed Robbery	2	0	0	0	0	0	0	1	1	0	1	0
Unarmed Robbery	7	0	1	0	1	0	2	1	2	0	0	0
Extortion	0	0	1	0	0	0	0	0	0	0	0	0
Kidnapping & Abduction	1	8	0	1	0	1	0	5	1	1	0	0
Other Offences Against the Person	5	17	3	2	1	1	2	5	7	5	1	1
Offences Against the Person	139	201	32	47	26	39	32	57	42	33	37	32

* Those victims whose sex was not stated have not been included

victims of crime

By Age and Sex* - 1998/99

Offence	20 - 24		25 - 29		30 - 39		40 - 49		50 & over		Not Stated	
	Male	Female	Male	Female	Male	Female	Male	Female	Male	Female	Male	Female
Far Northern Region												
Homicide	2	1	4	1	1	0	2	1	1	0	1	1
Murder	1	0	2	0	0	0	1	1	0	0	0	1
Attempted Murder	1	1	2	1	0	0	1	0	1	0	1	0
Conspiracy to Murder	0	0	0	0	0	0	0	0	0	0	0	0
Driving Causing Death	0	0	0	0	0	0	0	0	0	0	0	0
Manslaughter (excl. by Driving)	0	0	0	0	1	0	0	0	0	0	0	0
Assault	153	191	265	198	272	238	154	107	92	49	119	103
Serious Assault	100	118	144	135	167	183	98	77	57	23	61	59
Other Assault	53	73	121	63	105	55	56	30	35	26	58	44
Sexual Offences	9	23	3	28	3	26	1	15	1	2	4	16
Rape & Attempted Rape	6	8	0	8	2	15	0	5	0	0	1	4
Other Sexual Offences	3	15	3	20	1	11	1	10	1	2	3	12
Robbery	13	6	10	5	6	4	1	1	10	1	20	8
Armed Robbery	3	1	1	1	2	2	0	0	6	0	19	5
Unarmed Robbery	10	5	9	4	4	2	1	1	4	1	1	3
Extortion	0	0	0	0	0	0	2	0	1	0	2	1
Kidnapping & Abduction	0	3	0	0	1	2	1	1	0	3	0	0
Other Offences Against the Person	6	9	6	11	21	20	6	7	8	10	24	16
Offences Against the Person	183	233	288	243	304	290	167	132	113	65	170	145
Northern Region												
Homicide	2	1	2	2	5	3	3	2	3	1	0	2
Murder	0	0	2	0	2	1	1	1	2	1	0	0
Attempted Murder	1	1	0	1	2	2	2	1	0	0	0	1
Conspiracy to Murder	0	0	0	0	0	0	0	0	0	0	0	0
Driving Causing Death	1	0	0	1	1	0	0	0	1	0	0	1
Manslaughter (excl. by Driving)	0	0	0	0	0	0	0	0	0	0	0	0
Assault	183	168	223	158	237	183	116	80	84	45	82	40
Serious Assault	121	118	128	107	143	126	84	49	53	24	39	26
Other Assault	62	50	95	51	94	57	32	31	31	21	43	14
Sexual Offences	5	25	4	13	9	25	0	8	3	8	0	10
Rape & Attempted Rape	0	11	0	4	1	7	0	2	1	5	0	1
Other Sexual Offences	5	14	4	9	8	18	0	6	2	3	0	9
Robbery	6	3	16	1	8	6	6	4	17	5	24	6
Armed Robbery	3	1	8	1	4	3	5	1	4	1	20	5
Unarmed Robbery	3	2	8	0	4	3	1	3	13	4	4	1
Extortion	1	0	0	0	0	0	1	0	0	0	0	0
Kidnapping & Abduction	3	3	1	5	1	1	0	1	3	1	1	1
Other Offences Against the Person	8	16	16	13	19	24	14	9	12	6	21	14
Offences Against the Person	208	216	262	192	279	242	140	104	122	66	128	73
Central Region												
Homicide	0	0	6	0	1	1	3	1	2	1	2	0
Murder	0	0	1	0	0	1	1	0	1	1	0	0
Attempted Murder	0	0	4	0	0	0	2	1	1	0	2	0
Conspiracy to Murder	0	0	0	0	0	0	0	0	0	0	0	0
Driving Causing Death	0	0	1	0	0	0	0	0	0	0	0	0
Manslaughter (excl. by Driving)	0	0	0	0	1	0	0	0	0	0	0	0
Assault	155	94	198	70	230	121	118	42	53	27	75	24
Serious Assault	108	65	101	43	130	72	73	29	35	16	23	8
Other Assault	47	29	97	27	100	49	45	13	18	11	52	16
Sexual Offences	8	20	7	20	43	31	1	11	0	7	5	9
Rape & Attempted Rape	2	8	0	6	2	8	0	3	0	1	0	0
Other Sexual Offences	6	12	7	14	41	23	1	8	0	6	5	9
Robbery	7	4	7	5	3	0	10	2	7	3	24	9
Armed Robbery	1	0	5	2	2	0	1	2	1	1	20	5
Unarmed Robbery	6	4	2	3	1	0	9	0	6	2	4	4
Extortion	0	1	1	0	1	0	0	1	1	0	1	1
Kidnapping & Abduction	0	2	1	4	2	2	0	3	2	0	4	0
Other Offences Against the Person	3	20	7	8	20	14	11	12	13	9	29	17
Offences Against the Person	173	141	227	107	300	169	143	72	78	47	140	60

* Those victims whose sex was not stated have not been included

victims of crime

By Age and Sex* - 1998/99

Offence	0 - 14		15 years		16 years		17 years		18 years		19 years	
	Male	Female	Male	Female	Male	Female	Male	Female	Male	Female	Male	Female
North Coast Region												
Homicide	1	0	0	0	1	0	0	0	0	0	0	0
Murder	0	0	0	0	0	0	0	0	0	0	0	0
Attempted Murder	0	0	0	0	1	0	0	0	0	0	0	0
Conspiracy to Murder	0	0	0	0	0	0	0	0	0	0	0	0
Driving Causing Death	1	0	0	0	0	0	0	0	0	0	0	0
Manslaughter (excl. by Driving)	0	0	0	0	0	0	0	0	0	0	0	0
Assault	206	144	43	45	58	49	53	49	51	30	40	22
Serious Assault	113	63	26	23	38	33	32	20	35	22	30	16
Other Assault	93	81	17	22	20	16	21	29	16	8	10	6
Sexual Offences	68	237	11	41	3	26	4	20	7	16	5	12
Rape & Attempted Rape	4	24	2	9	0	8	2	11	0	7	3	4
Other Sexual Offences	64	213	9	32	3	18	2	9	7	9	2	8
Robbery	26	5	8	0	9	2	4	3	5	1	10	3
Armed Robbery	8	2	2	0	1	0	1	1	2	1	4	0
Unarmed Robbery	18	3	6	0	8	2	3	2	3	0	6	3
Extortion	1	0	0	0	0	0	0	0	1	0	0	0
Kidnapping & Abduction	6	12	2	2	1	3	0	2	1	1	1	0
Other Offences Against the Person	55	51	2	6	3	3	5	2	7	9	4	3
Offences Against the Person	363	449	66	94	75	83	66	76	72	57	60	40
Southern Region												
Homicide	0	2	0	1	0	0	0	1	1	0	1	0
Murder	0	1	0	0	0	0	0	0	0	0	0	0
Attempted Murder	0	0	0	0	0	0	0	1	1	0	0	0
Conspiracy to Murder	0	0	0	0	0	0	0	0	0	0	0	0
Driving Causing Death	0	1	0	1	0	0	0	0	0	0	1	0
Manslaughter (excl. by Driving)	0	0	0	0	0	0	0	0	0	0	0	0
Assault	166	114	34	27	39	24	34	41	34	36	38	31
Serious Assault	103	69	19	15	25	18	21	21	28	20	20	21
Other Assault	63	45	15	12	14	6	13	20	6	16	18	10
Sexual Offences	73	202	4	37	9	16	3	15	2	13	2	6
Rape & Attempted Rape	6	14	0	8	1	2	0	4	0	4	1	4
Other Sexual Offences	67	188	4	29	8	14	3	11	2	9	1	2
Robbery	17	1	7	4	8	3	7	1	8	1	7	3
Armed Robbery	6	0	1	2	5	0	0	4	0	3	2	2
Unarmed Robbery	11	1	6	2	3	3	7	1	4	1	4	1
Extortion	0	0	0	0	0	0	0	0	0	0	0	0
Kidnapping & Abduction	7	9	2	1	1	0	0	2	1	3	1	1
Other Offences Against the Person	8	9	5	3	5	2	4	2	0	4	2	1
Offences Against the Person	271	337	52	73	62	45	48	62	46	57	51	42
South Eastern Region												
Homicide	0	2	0	1	0	0	0	0	0	0	0	0
Murder	0	1	0	0	0	0	0	0	0	0	0	0
Attempted Murder	0	1	0	1	0	0	0	0	0	0	0	0
Conspiracy to Murder	0	0	0	0	0	0	0	0	0	0	0	0
Driving Causing Death	0	0	0	0	0	0	0	0	0	0	0	0
Manslaughter (excl. by Driving)	0	0	0	0	0	0	0	0	0	0	0	0
Assault	144	80	58	20	42	23	46	35	49	26	33	26
Serious Assault	82	44	36	10	29	11	28	19	38	17	29	13
Other Assault	62	36	22	10	13	12	18	16	11	9	4	13
Sexual Offences	55	219	7	29	4	18	5	16	2	12	3	9
Rape & Attempted Rape	7	24	1	7	0	5	1	10	0	5	0	5
Other Sexual Offences	48	195	6	22	4	13	4	6	2	7	3	4
Robbery	40	3	15	3	13	1	15	1	9	2	10	3
Armed Robbery	9	2	5	1	5	1	4	1	3	1	8	1
Unarmed Robbery	31	1	10	2	8	0	11	0	6	1	2	2
Extortion	0	0	0	0	0	0	0	0	0	0	0	0
Kidnapping & Abduction	16	8	4	4	0	5	1	5	0	1	0	1
Other Offences Against the Person	15	15	8	2	1	6	3	9	6	2	0	6
Offences Against the Person	270	327	92	59	60	53	70	66	66	43	46	45

* Those victims whose sex was not stated have not been included.

victims of crime

By Age and Sex* - 1998/99

Offence	20 - 24		25 - 29		30 - 39		40 - 49		50 & over		Not Stated	
	Male	Female	Male	Female	Male	Female	Male	Female	Male	Female	Male	Female
North Coast Region												
Homicide	7	1	4	0	4	3	0	1	4	1	5	0
Murder	0	1	0	0	1	1	0	1	1	0	0	0
Attempted Murder	5	0	4	0	3	2	0	0	1	1	4	0
Conspiracy to Murder	1	0	0	0	0	0	0	0	0	0	0	0
Driving Causing Death	1	0	0	0	0	0	0	0	2	0	1	0
Manslaughter (excl. by Driving)	0	0	0	0	0	0	0	0	0	0	0	0
Assault	181	148	241	135	334	236	191	118	156	59	91	49
Serious Assault	123	85	130	72	184	141	112	57	95	43	42	25
Other Assault	58	63	111	63	150	95	79	61	61	16	49	24
Sexual Offences	13	38	6	21	8	80	1	37	2	14	10	17
Rape & Attempted Rape	5	13	3	6	2	13	1	26	1	2	0	1
Other Sexual Offences	8	25	3	15	6	67	0	11	1	12	10	16
Robbery	22	4	17	5	11	11	15	11	19	15	66	26
Armed Robbery	10	2	6	2	4	5	4	6	8	5	52	18
Unarmed Robbery	12	2	11	3	7	6	11	5	11	10	14	8
Extortion	0	0	0	0	1	0	0	0	1	0	1	0
Kidnapping & Abduction	2	3	2	3	4	8	3	3	2	1	3	1
Other Offences Against the Person	9	24	13	22	37	37	41	34	27	15	47	30
Offences Against the Person	234	218	283	186	399	375	251	204	211	105	223	123
Southern Region												
Homicide	3	0	4	0	7	2	5	1	3	1	1	0
Murder	1	0	2	0	1	0	3	0	1	0	0	0
Attempted Murder	1	0	2	0	4	1	2	1	1	0	1	0
Conspiracy to Murder	0	0	0	0	0	0	0	0	0	0	0	0
Driving Causing Death	1	0	0	0	2	1	0	0	1	1	0	0
Manslaughter (excl. by Driving)	0	0	0	0	0	0	0	0	0	0	0	0
Assault	141	153	195	116	236	149	147	75	74	39	78	52
Serious Assault	107	99	111	69	151	77	92	50	53	18	31	29
Other Assault	34	54	84	47	85	72	55	25	21	21	47	23
Sexual Offences	8	26	11	25	18	37	4	8	0	8	3	14
Rape & Attempted Rape	3	9	1	10	1	16	1	2	0	2	0	8
Other Sexual Offences	5	17	10	15	17	21	3	6	0	6	3	6
Robbery	24	8	16	3	14	8	9	11	8	11	61	25
Armed Robbery	11	2	5	0	8	4	3	5	5	3	59	23
Unarmed Robbery	13	6	11	3	6	4	6	6	3	8	2	2
Extortion	0	1	0	0	1	1	0	1	0	0	1	3
Kidnapping & Abduction	3	2	2	2	1	2	1	2	0	0	1	2
Other Offences Against the Person	19	25	17	17	28	26	22	17	24	16	43	30
Offences Against the Person	198	215	245	163	305	225	188	115	109	75	188	126
South Eastern Region												
Homicide	4	1	6	0	3	2	2	2	5	0	3	4
Murder	0	1	2	0	1	1	1	1	2	0	1	0
Attempted Murder	1	0	4	0	2	1	1	1	2	0	1	4
Conspiracy to Murder	0	0	0	0	0	0	0	0	0	0	1	0
Driving Causing Death	3	0	0	0	0	0	0	0	1	0	0	0
Manslaughter (excl. by Driving)	0	0	0	0	0	0	0	0	0	0	0	0
Assault	214	140	298	121	338	155	214	95	143	44	118	24
Serious Assault	143	78	149	74	219	84	136	50	87	25	49	11
Other Assault	71	62	149	47	119	71	78	45	56	19	69	13
Sexual Offences	14	52	8	37	15	55	5	20	2	8	9	11
Rape & Attempted Rape	2	16	1	17	0	22	0	8	1	1	3	4
Other Sexual Offences	12	36	7	20	15	33	5	12	1	7	6	7
Robbery	40	17	18	9	29	20	22	21	26	31	124	52
Armed Robbery	15	5	7	5	12	6	8	10	9	8	103	40
Unarmed Robbery	25	12	11	4	17	14	14	11	17	23	21	12
Extortion	1	0	3	2	0	0	2	1	4	0	4	2
Kidnapping & Abduction	6	7	2	6	3	10	1	7	0	2	3	3
Other Offences Against the Person	19	19	26	30	45	49	28	40	32	15	55	19
Offences Against the Person	298	236	361	205	433	291	274	186	212	100	316	115

* Those victims whose sex was not stated have not been included.

victims of crime

By Age and Sex* - 1998/99

Offence	0 - 14		15 years		16 years		17 years		18 years		19 years	
	Male	Female	Male	Female	Male	Female	Male	Female	Male	Female	Male	Female
Metropolitan North Region												
Homicide	0	1	0	0	2	1	1	0	0	1	0	0
Murder	0	0	0	0	0	0	0	0	0	1	0	0
Attempted Murder	0	0	0	0	2	0	1	0	0	0	0	0
Conspiracy to Murder	0	0	0	0	0	0	0	0	0	0	0	0
Driving Causing Death	0	0	0	0	0	0	0	0	0	0	0	0
Manslaughter (excl. by Driving)	0	1	0	0	0	1	0	0	0	0	0	0
Assault	121	38	29	16	39	22	46	33	34	29	51	23
Serious Assault	67	21	20	9	26	10	30	17	25	21	42	16
Other Assault	54	17	9	7	13	12	16	16	9	8	9	7
Sexual Offences	32	101	7	14	1	19	4	18	3	13	3	23
Rape & Attempted Rape	3	2	0	2	1	9	3	4	1	3	0	5
Other Sexual Offences	29	99	7	12	0	10	1	14	2	10	3	18
Robbery	17	4	16	2	18	2	15	7	14	4	12	5
Armed Robbery	4	0	2	0	7	1	6	4	7	2	9	1
Unarmed Robbery	13	4	14	2	11	1	9	3	7	2	3	4
Extortion	0	0	0	0	0	0	0	0	0	0	1	0
Kidnapping & Abduction	1	4	1	1	0	6	0	3	1	2	0	2
Other Offences Against the Person	21	23	0	3	3	1	2	1	0	15	1	10
Offences Against the Person	192	171	53	36	63	51	68	62	52	64	68	63
Metropolitan South Region												
Homicide	2	1	0	0	0	0	0	0	0	1	0	0
Murder	1	0	0	0	0	0	0	0	0	0	0	0
Attempted Murder	1	0	0	0	0	0	0	0	0	0	0	0
Conspiracy to Murder	0	0	0	0	0	0	0	0	0	0	0	0
Driving Causing Death	0	0	0	0	0	0	0	0	0	1	0	0
Manslaughter (excl. by Driving)	0	1	0	0	0	0	0	0	0	0	0	0
Assault	110	62	33	29	31	20	40	19	46	23	28	15
Serious Assault	67	33	21	20	23	14	29	7	36	10	24	9
Other Assault	43	29	12	9	8	6	11	12	10	13	4	6
Sexual Offences	40	139	11	36	7	14	1	27	3	7	1	15
Rape & Attempted Rape	2	10	5	5	3	2	1	5	2	1	1	0
Other Sexual Offences	38	129	6	31	4	12	0	22	1	6	0	15
Robbery	13	2	15	5	21	4	7	2	15	3	9	9
Armed Robbery	1	0	2	3	9	1	0	0	4	3	3	5
Unarmed Robbery	12	2	13	2	12	3	7	2	11	0	6	4
Extortion	0	0	0	0	0	0	1	0	0	0	1	0
Kidnapping & Abduction	7	4	2	2	2	0	0	2	1	3	0	2
Other Offences Against the Person	11	15	4	3	2	4	1	14	4	10	7	5
Offences Against the Person	183	223	65	75	63	42	50	64	69	47	46	46
Queensland												
Homicide	5	11	0	2	3	1	3	2	1	2	4	0
Murder	2	5	0	0	0	0	0	0	0	1	1	0
Attempted Murder	1	3	0	1	3	0	3	1	1	0	0	0
Conspiracy to Murder	0	0	0	0	0	0	0	0	0	0	0	0
Driving Causing Death	1	1	0	1	0	0	0	1	0	1	3	0
Manslaughter (excl. by Driving)	1	2	0	0	0	1	0	0	0	0	0	0
Assault	994	610	275	214	280	221	294	275	307	224	283	206
Serious Assault	564	323	167	121	188	134	185	149	233	139	223	134
Other Assault	430	287	108	93	92	87	109	126	74	85	60	72
Sexual Offences	358	1187	51	206	30	128	24	134	20	84	20	83
Rape & Attempted Rape	36	101	10	48	6	38	10	44	3	28	8	24
Other Sexual Offences	322	1086	41	158	24	90	14	90	17	56	12	59
Robbery	130	16	67	15	73	14	52	18	61	14	54	25
Armed Robbery	30	5	13	6	28	3	11	8	23	7	28	9
Unarmed Robbery	100	11	54	9	45	11	41	10	38	7	26	16
Extortion	1	0	1	0	0	0	1	0	1	0	2	0
Kidnapping & Abduction	39	52	11	16	4	17	2	20	5	12	3	11
Other Offences Against the Person	124	138	24	23	21	23	19	40	26	47	19	31
Offences Against the Person	1651	2014	429	476	411	404	395	489	421	383	385	356

* Those victims whose sex was not stated have not been included.

victims of crime

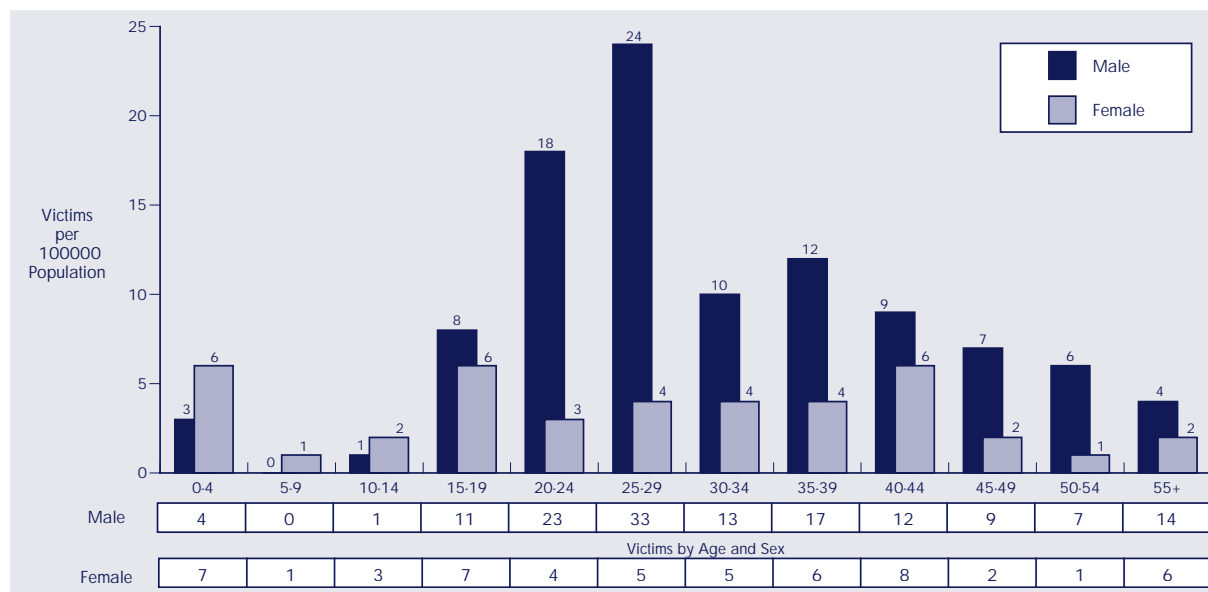
By Age and Sex* - 1998/99

Offence	20 - 24		25 - 29		30 - 39		40 - 49		50 & over		Not Stated	
	Male	Female	Male	Female	Male	Female	Male	Female	Male	Female	Male	Female
Metropolitan North Region												
Homicide	3	0	2	2	5	0	1	1	1	0	2	1
Murder	0	0	1	1	1	0	0	1	0	0	0	0
Attempted Murder	3	0	1	1	4	0	0	0	0	0	2	1
Conspiracy to Murder	0	0	0	0	0	0	0	0	0	0	0	0
Driving Causing Death	0	0	0	0	0	0	1	0	1	0	0	0
Manslaughter (excl. by Driving)	0	0	0	0	0	0	0	0	0	0	0	0
Assault	273	118	304	135	342	105	133	52	94	34	143	48
Serious Assault	187	64	179	60	169	64	69	24	60	20	67	20
Other Assault	86	54	125	75	173	41	64	28	34	14	76	28
Sexual Offences	7	37	16	41	24	40	17	17	3	11	4	23
Rape & Attempted Rape	1	15	0	14	3	11	0	2	1	4	0	2
Other Sexual Offences	6	22	16	27	21	29	17	15	2	7	4	21
Robbery	63	23	36	15	26	15	19	14	27	42	134	56
Armed Robbery	34	12	11	2	10	3	6	4	10	7	110	37
Unarmed Robbery	29	11	25	13	16	12	13	10	17	35	24	19
Extortion	1	0	0	0	0	0	1	0	0	0	7	3
Kidnapping & Abduction	7	4	2	2	2	2	2	1	0	2	1	2
Other Offences Against the Person	12	22	21	26	36	48	33	21	40	22	85	48
Offences Against the Person	366	204	381	221	435	210	206	106	165	111	376	181
Metropolitan South Region												
Homicide	2	0	5	0	4	0	5	1	2	3	4	0
Murder	1	0	1	0	2	0	0	0	1	0	0	0
Attempted Murder	1	0	4	0	2	0	5	1	1	1	4	0
Conspiracy to Murder	0	0	0	0	0	0	0	0	0	0	0	0
Driving Causing Death	0	0	0	0	0	0	0	0	0	2	0	0
Manslaughter (excl. by Driving)	0	0	0	0	0	0	0	0	0	0	0	0
Assault	132	94	182	98	295	112	154	62	106	49	102	37
Serious Assault	98	51	105	50	154	66	88	36	67	28	47	17
Other Assault	34	43	77	48	141	46	66	26	39	21	55	20
Sexual Offences	7	41	9	25	16	57	2	17	5	16	10	12
Rape & Attempted Rape	2	8	5	4	4	15	1	3	3	4	1	2
Other Sexual Offences	5	33	4	21	12	42	1	14	2	12	9	10
Robbery	32	14	22	9	29	19	15	10	28	54	128	81
Armed Robbery	13	4	12	7	18	6	7	3	10	7	100	61
Unarmed Robbery	19	10	10	2	11	13	8	7	18	47	28	20
Extortion	0	0	2	0	1	0	0	1	0	0	3	0
Kidnapping & Abduction	1	1	0	2	4	2	2	1	3	3	3	0
Other Offences Against the Person	18	24	26	23	46	36	39	27	24	21	54	26
Offences Against the Person	192	174	246	157	395	226	217	119	168	146	304	156
Queensland												
Homicide	23	4	33	5	30	11	21	10	21	7	18	8
Murder	3	2	11	1	8	4	7	5	8	2	1	1
Attempted Murder	13	2	21	3	17	6	13	5	7	2	15	6
Conspiracy to Murder	1	0	0	0	0	0	0	0	0	0	1	0
Driving Causing Death	6	0	1	1	3	1	1	0	6	3	1	1
Manslaughter (excl. by Driving)	0	0	0	0	2	0	0	0	0	0	0	0
Assault	1432	1106	1906	1031	2284	1299	1227	631	802	346	808	377
Serious Assault	987	678	1047	610	1317	813	752	372	507	197	359	195
Other Assault	445	428	859	421	967	486	475	259	295	149	449	182
Sexual Offences	71	262	64	210	136	351	31	133	16	74	45	112
Rape & Attempted Rape	21	88	10	69	15	107	3	51	7	19	5	22
Other Sexual Offences	50	174	54	141	121	244	28	82	9	55	40	90
Robbery	207	79	142	52	126	83	97	74	142	162	581	263
Armed Robbery	90	27	55	20	60	29	34	31	53	32	483	194
Unarmed Robbery	117	52	87	32	66	54	63	43	89	130	98	69
Extortion	3	2	6	2	4	1	6	4	7	0	19	10
Kidnapping & Abduction	22	25	10	24	18	29	10	19	10	12	16	9
Other Offences Against the Person	94	159	132	150	252	254	194	167	180	114	358	200
Offences Against the Person	1852	1637	2293	1474	2850	2028	1586	1038	1178	715	1845	979

* Those victims whose sex was not stated have not been included.

victims of crime

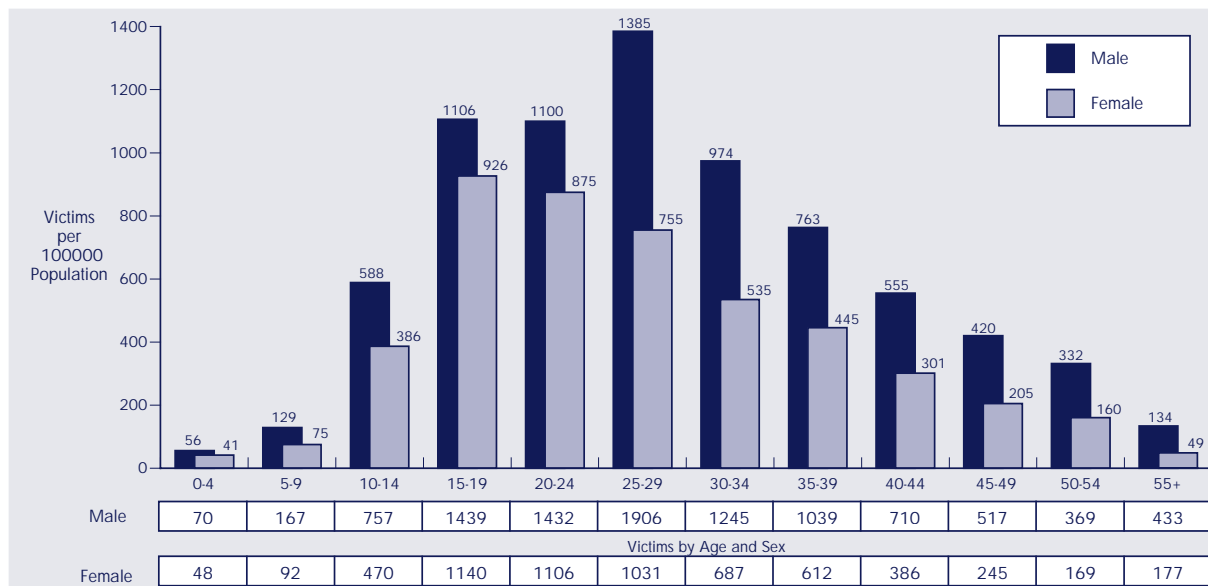
Homicide - 1998/99*



Males were significantly more likely to be victims of Homicide than females. In fact, males aged twenty-five to twenty-nine years were the most common victims, followed closely by males aged twenty to twenty-four

years. There were eleven Homicide victims aged between zero and four years for 1998/99, one less than for the previous financial year.

Assault - 1998/99*



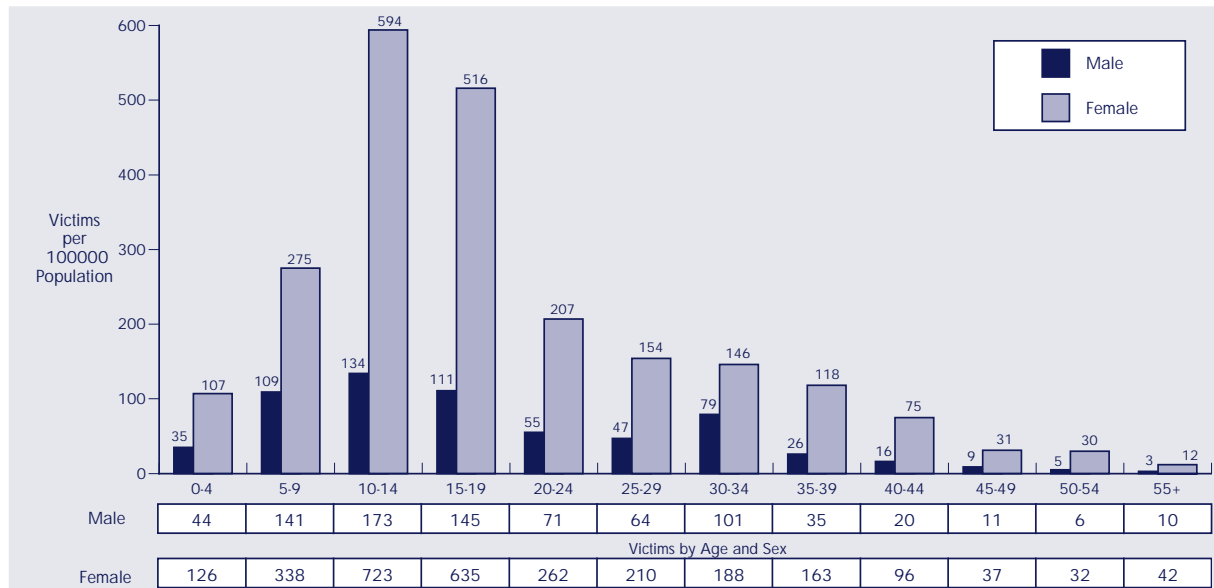
Males were more likely to be victims of Assault than females. As with Homicides, males aged twenty-five to twenty-nine years were most likely to be victims. More females aged fifteen to nineteen were victims than

females in other age groups. The likelihood of being a victim decreased significantly with increasing age as is evidenced in the graph above.

* Only those offences where the victim's age and sex were identified are included.

victims of crime

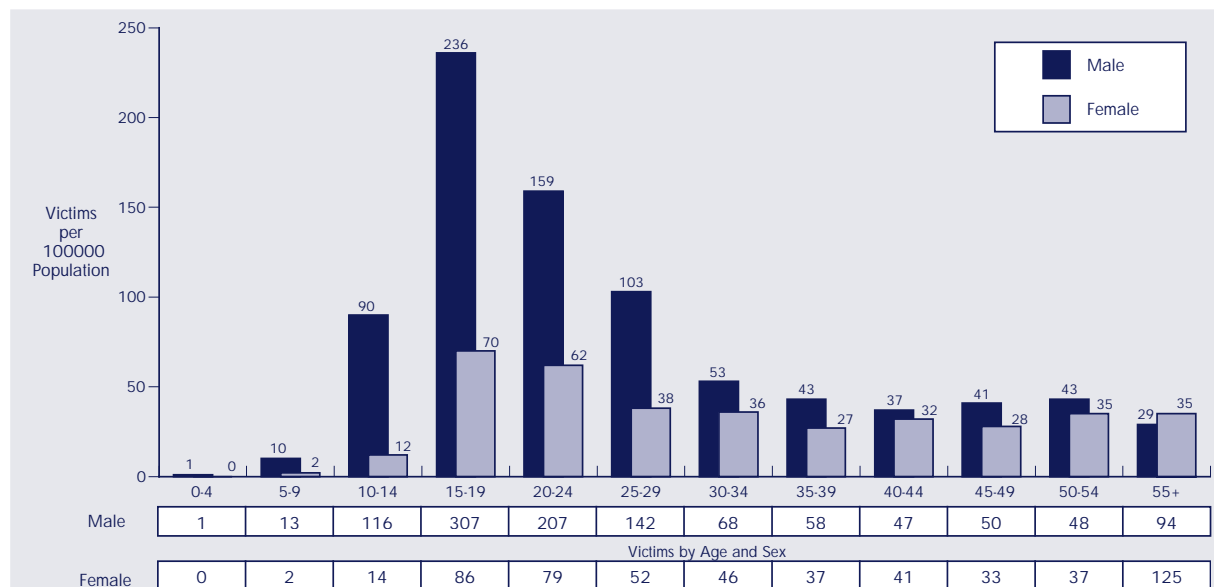
Sexual Offences - 1998/99*



The offence category of Sexual Offences is unique in that the number of female victims far outweighs the number of male victims. At every age, females were significantly more likely to be victims than males with

females aged ten to nineteen years the most common victims. In fact, at ages ten to nineteen, females were over four times more likely to be victims than males.

Robbery - 1998/99*



As with Homicide and Assault, males were significantly more likely to be victims of Robbery than females. While rates of victimisation were similar across age groups from fifteen years onwards for females, males aged

fifteen to nineteen years were much more likely to be victims compared with males in other age groups. From ages thirty to thirty-four onwards, victimisation rates were similar for males and females.

* Only those offences where the victim's age and sex were identified are included.

