

Offender/Victim Relationships

This section provides details of the types of relationships between offenders and victims for all Offences Against the Person where an offender has been proceeded against.

The statistics in this section are counts of offenders, rather than victims or relationships. Therefore, if an offender commits an offence against more than one victim in a single incident, only the offender's relationship with the primary victim is recorded.

The relationship classifications used are derived from those used by the Australian Bureau of Statistics in *Recorded Crime Australia* (Catalogue No. 4510.0).

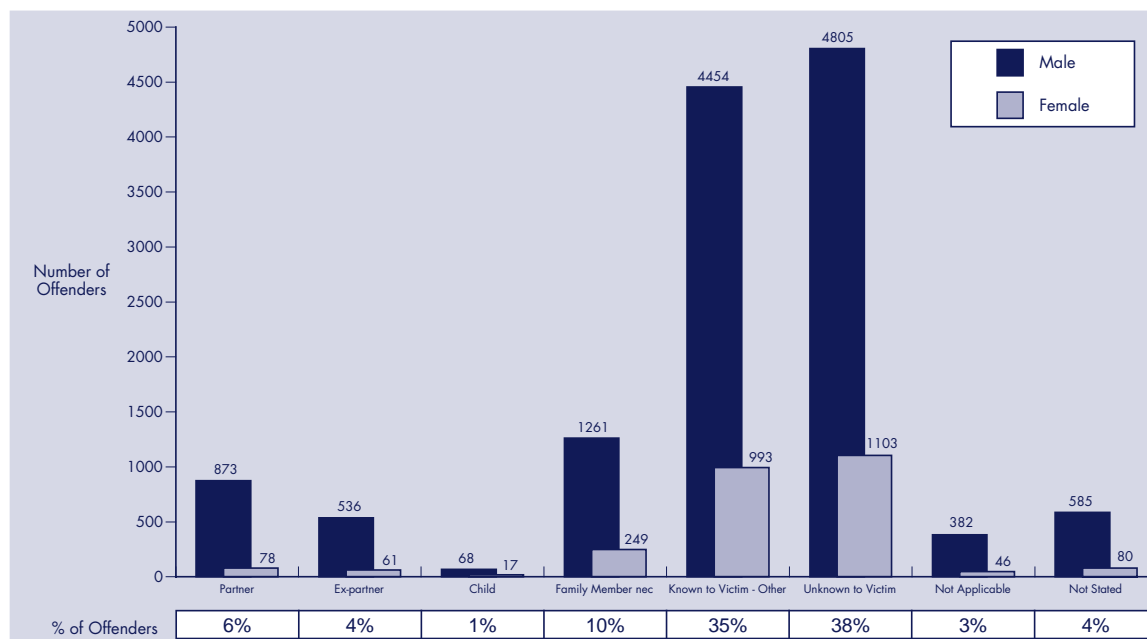
As illustrated in the graph below, the offender was known to the victim in a little more than half of the cases where the relationship was identified, including twenty-one per cent where the offender

and victims were related. The remaining 'Known to Victim' classification includes friends, colleagues, and both professional and other acquaintances.

The 'Not Applicable' category includes those offences where the victim is an organisation or the offence is victimless (that is, the offence is a "Regina" offence).

The recording of the relationship between the offender and victim became mandatory in the latter part of the 1997/98 financial year. Thus, caution should be exercised when comparing data presented in this section with previous years.

Offences Against the Person* - 1999/2000



* Only those offenders whose age and sex were identified are included.

offender/victim relationships

Offenders By Sex & Relationship to Victim* - 1999/2000

Offence	Partner		Ex-Partner		Child		Other Family Member n.e.c.	
	Male	Female	Male	Female	Male	Female	Male	Female
Far Northern Region								
Homicide	6	1	0	0	1	0	3	1
Murder	4	1	0	0	1	0	2	1
Attempted Murder	1	0	0	0	0	0	0	0
Conspiracy to Murder	0	0	0	0	0	0	0	0
Manslaughter (excl. by Driving)	0	0	0	0	0	0	1	0
Driving Causing Death	1	0	0	0	0	0	0	0
Assault	318	28	91	13	15	1	146	47
Serious Assault	243	26	58	10	10	1	115	29
Other Assault	75	2	33	3	5	0	31	18
Sexual Offences	3	0	6	0	0	0	60	0
Rape & Attempted Rape	2	0	3	0	0	0	14	0
Other Sexual Offences	1	0	3	0	0	0	46	0
Robbery	0	0	0	0	1	0	1	0
Armed Robbery	0	0	0	0	0	0	0	0
Unarmed Robbery	0	0	0	0	1	0	1	0
Extortion	0	0	0	0	0	0	1	0
Kidnapping & Abduction	7	0	2	0	0	0	2	0
Other Offences Against the Person	3	0	9	1	1	1	7	1
Offences Against the Person	337	29	108	14	18	2	220	49
Northern Region								
Homicide	2	0	1	0	1	0	6	0
Murder	0	0	0	0	0	0	3	0
Attempted Murder	2	0	1	0	0	0	3	0
Conspiracy to Murder	0	0	0	0	0	0	0	0
Manslaughter (excl. by Driving)	0	0	0	0	1	0	0	0
Driving Causing Death	0	0	0	0	0	0	0	0
Assault	179	13	47	9	5	0	90	52
Serious Assault	150	12	35	8	4	0	64	35
Other Assault	29	1	12	1	1	0	26	17
Sexual Offences	1	0	2	0	0	0	41	0
Rape & Attempted Rape	1	0	2	0	0	0	11	0
Other Sexual Offences	0	0	0	0	0	0	30	0
Robbery	0	0	0	0	0	0	0	0
Armed Robbery	0	0	0	0	0	0	0	0
Unarmed Robbery	0	0	0	0	0	0	0	0
Extortion	0	0	0	0	0	0	0	0
Kidnapping & Abduction	3	0	2	1	0	0	1	0
Other Offences Against the Person	0	0	8	0	0	0	4	6
Offences Against the Person	185	13	60	10	6	0	142	58
Central Region								
Homicide	1	2	0	0	0	0	2	0
Murder	1	1	0	0	0	0	1	0
Attempted Murder	0	1	0	0	0	0	1	0
Conspiracy to Murder	0	0	0	0	0	0	0	0
Manslaughter (excl. by Driving)	0	0	0	0	0	0	0	0
Driving Causing Death	0	0	0	0	0	0	0	0
Assault	67	8	38	7	3	1	49	17
Serious Assault	61	8	28	4	3	1	33	13
Other Assault	6	0	10	3	0	0	16	4
Sexual Offences	1	0	5	0	0	0	65	1
Rape & Attempted Rape	0	0	5	0	0	0	8	0
Other Sexual Offences	1	0	0	0	0	0	57	1
Robbery	0	0	0	0	0	0	0	0
Armed Robbery	0	0	0	0	0	0	0	0
Unarmed Robbery	0	0	0	0	0	0	0	0
Extortion	0	0	0	0	0	0	0	0
Kidnapping & Abduction	2	0	1	0	0	0	2	0
Other Offences Against the Person	2	0	3	0	1	0	7	6
Offences Against the Person	73	10	47	7	4	1	125	24

* Only those offenders whose age and sex were identified are included.

offender/victim relationships

Offenders By Sex & Relationship to Victim* - 1999/2000

Offence	Known to Victim - Other		Unknown to Victim		Not Applicable		Not Stated	
	Male	Female	Male	Female	Male	Female	Male	Female
Far Northern Region								
Homicide	12	2	9	0	0	0	0	0
Murder	2	1	3	0	0	0	0	0
Attempted Murder	6	0	2	0	0	0	0	0
Conspiracy to Murder	1	1	0	0	0	0	0	0
Manslaughter (excl. by Driving)	0	0	1	0	0	0	0	0
Driving Causing Death	3	0	3	0	0	0	0	0
Assault	457	148	463	146	1	1	13	2
Serious Assault	307	89	205	54	0	0	4	0
Other Assault	150	59	258	92	1	1	9	2
Sexual Offences	112	0	34	0	0	0	18	0
Rape & Attempted Rape	17	0	7	0	0	0	1	0
Other Sexual Offences	95	0	27	0	0	0	17	0
Robbery	10	2	34	26	14	1	2	0
Armed Robbery	7	2	15	5	14	1	0	0
Unarmed Robbery	3	0	19	21	0	0	2	0
Extortion	2	0	1	0	2	0	0	0
Kidnapping & Abduction	8	0	10	0	0	0	0	0
Other Offences Against the Person	43	5	27	2	0	0	56	2
Offences Against the Person	644	157	578	174	17	2	89	4
Northern Region								
Homicide	9	4	3	1	0	0	0	0
Murder	3	2	2	0	0	0	0	0
Attempted Murder	3	2	0	1	0	0	0	0
Conspiracy to Murder	0	0	0	0	0	0	0	0
Manslaughter (excl. by Driving)	3	0	0	0	0	0	0	0
Driving Causing Death	0	0	1	0	0	0	0	0
Assault	337	132	411	67	0	0	6	1
Serious Assault	234	91	192	26	0	0	1	0
Other Assault	103	41	219	41	0	0	5	1
Sexual Offences	72	2	20	0	0	0	11	0
Rape & Attempted Rape	11	1	4	0	0	0	0	0
Other Sexual Offences	61	1	16	0	0	0	11	0
Robbery	10	1	37	2	19	2	2	0
Armed Robbery	4	1	16	0	18	2	2	0
Unarmed Robbery	6	0	21	2	1	0	0	0
Extortion	0	0	0	0	0	0	0	0
Kidnapping & Abduction	0	0	6	0	0	0	0	0
Other Offences Against the Person	26	5	22	2	4	1	32	5
Offences Against the Person	454	144	499	72	23	3	51	6
Central Region								
Homicide	8	0	5	0	0	0	0	0
Murder	1	0	0	0	0	0	0	0
Attempted Murder	4	0	3	0	0	0	0	0
Conspiracy to Murder	0	0	0	0	0	0	0	0
Manslaughter (excl. by Driving)	0	0	0	0	0	0	0	0
Driving Causing Death	3	0	2	0	0	0	0	0
Assault	315	98	367	69	2	0	3	0
Serious Assault	212	65	194	24	1	0	2	0
Other Assault	103	33	173	45	1	0	1	0
Sexual Offences	122	0	22	0	0	0	15	0
Rape & Attempted Rape	16	0	2	0	0	0	0	0
Other Sexual Offences	106	0	20	0	0	0	15	0
Robbery	20	2	28	2	15	2	0	0
Armed Robbery	6	1	16	0	13	2	0	0
Unarmed Robbery	14	1	12	2	2	0	0	0
Extortion	0	0	3	0	2	0	1	0
Kidnapping & Abduction	8	1	1	0	0	0	0	0
Other Offences Against the Person	49	9	27	2	4	3	35	26
Offences Against the Person	522	110	453	73	23	5	54	26

* Only those offenders whose age and sex were identified are included.

offender/victim relationships

Offenders By Sex & Relationship to Victim* - 1999/2000

Offence	Partner		Ex-Partner		Child		Other Family Member n.e.c.	
	Male	Female	Male	Female	Male	Female	Male	Female
North Coast Region								
Homicide	1	1	1	0	0	0	0	1
Murder	0	0	1	0	0	0	0	0
Attempted Murder	1	1	0	0	0	0	0	1
Conspiracy to Murder	0	0	0	0	0	0	0	0
Manslaughter (excl. by Driving)	0	0	0	0	0	0	0	0
Driving Causing Death	0	0	0	0	0	0	0	0
Assault	66	10	60	4	5	3	63	20
Serious Assault	50	6	42	2	4	0	43	12
Other Assault	16	4	18	2	1	3	20	8
Sexual Offences	4	0	2	0	0	1	132	2
Rape & Attempted Rape	4	0	1	0	0	0	22	0
Other Sexual Offences	0	0	1	0	0	1	110	2
Robbery	0	0	1	1	0	0	1	0
Armed Robbery	0	0	0	1	0	0	0	0
Unarmed Robbery	0	0	1	0	0	0	1	0
Extortion	0	0	0	0	0	0	0	0
Kidnapping & Abduction	1	0	2	0	0	0	4	0
Other Offences Against the Person	1	0	15	1	0	1	8	10
Offences Against the Person	73	11	81	6	5	5	208	33
Southern Region								
Homicide	1	0	2	0	0	0	2	0
Murder	1	0	0	0	0	0	0	0
Attempted Murder	0	0	2	0	0	0	1	0
Conspiracy to Murder	0	0	0	0	0	0	0	0
Manslaughter (excl. by Driving)	0	0	0	0	0	0	0	0
Driving Causing Death	0	0	0	0	0	0	1	0
Assault	56	3	45	7	8	3	79	19
Serious Assault	44	2	27	3	7	2	58	16
Other Assault	12	1	18	4	1	1	21	3
Sexual Offences	2	0	3	0	0	0	90	3
Rape & Attempted Rape	0	0	2	0	0	0	13	0
Other Sexual Offences	2	0	1	0	0	0	77	3
Robbery	0	0	1	0	1	0	0	0
Armed Robbery	0	0	1	0	0	0	0	0
Unarmed Robbery	0	0	0	0	1	0	0	0
Extortion	0	0	0	0	0	0	1	0
Kidnapping & Abduction	1	0	4	0	1	0	0	0
Other Offences Against the Person	4	0	19	1	2	0	6	3
Offences Against the Person	64	3	74	8	12	3	178	25
South Eastern Region								
Homicide	0	0	1	0	1	0	5	1
Murder	0	0	1	0	0	0	3	0
Attempted Murder	0	0	0	0	1	0	2	1
Conspiracy to Murder	0	0	0	0	0	0	0	0
Manslaughter (excl. by Driving)	0	0	0	0	0	0	0	0
Driving Causing Death	0	0	0	0	0	0	0	0
Assault	53	4	34	5	8	2	46	13
Serious Assault	37	4	14	3	5	2	30	12
Other Assault	16	0	20	2	3	0	16	1
Sexual Offences	2	0	4	0	0	0	107	4
Rape & Attempted Rape	2	0	4	0	0	0	17	0
Other Sexual Offences	0	0	0	0	0	0	90	4
Robbery	0	0	2	0	0	0	0	0
Armed Robbery	0	0	1	0	0	0	0	0
Unarmed Robbery	0	0	1	0	0	0	0	0
Extortion	0	0	0	0	0	0	0	1
Kidnapping & Abduction	1	0	2	0	0	0	0	0
Other Offences Against the Person	3	0	12	1	2	0	9	5
Offences Against the Person	59	4	55	6	11	2	167	24

* Only those offenders whose age and sex were identified are included.

offender/victim relationships

Offenders By Sex & Relationship to Victim* - 1999/2000

Offence	Known to Victim - Other		Unknown to Victim		Not Applicable		Not Stated	
	Male	Female	Male	Female	Male	Female	Male	Female
North Coast Region								
Homicide	16	1	9	0	0	0	0	1
Murder	7	0	2	0	0	0	0	0
Attempted Murder	6	1	5	0	0	0	0	0
Conspiracy to Murder	0	0	0	0	0	0	0	0
Manslaughter (excl. by Driving)	0	0	0	0	0	0	0	0
Driving Causing Death	3	0	2	0	0	0	0	1
Assault	456	167	512	148	0	0	7	2
Serious Assault	312	98	258	53	0	0	2	0
Other Assault	144	69	254	95	0	0	5	2
Sexual Offences	188	4	35	0	0	0	26	0
Rape & Attempted Rape	34	0	6	0	0	0	0	0
Other Sexual Offences	154	4	29	0	0	0	26	0
Robbery	16	8	49	8	49	0	0	0
Armed Robbery	8	1	26	3	44	0	0	0
Unarmed Robbery	8	7	23	5	5	0	0	0
Extortion	2	0	0	0	2	1	0	0
Kidnapping & Abduction	13	2	5	0	0	0	0	0
Other Offences Against the Person	39	3	27	5	2	3	52	10
Offences Against the Person	730	185	637	161	53	4	85	13
Southern Region								
Homicide	15	0	9	0	0	0	0	0
Murder	9	0	2	0	0	0	0	0
Attempted Murder	4	0	4	0	0	0	0	0
Conspiracy to Murder	0	0	0	0	0	0	0	0
Manslaughter (excl. by Driving)	1	0	0	0	0	0	0	0
Driving Causing Death	1	0	3	0	0	0	0	0
Assault	377	123	396	140	0	0	8	0
Serious Assault	267	83	193	63	0	0	5	0
Other Assault	110	40	203	77	0	0	3	0
Sexual Offences	116	8	21	0	0	0	15	0
Rape & Attempted Rape	29	2	6	0	0	0	0	0
Other Sexual Offences	87	6	15	0	0	0	15	0
Robbery	15	4	46	20	30	6	3	3
Armed Robbery	4	0	20	6	25	4	0	0
Unarmed Robbery	11	4	26	14	5	2	3	3
Extortion	1	2	0	0	0	0	0	0
Kidnapping & Abduction	14	1	4	2	0	0	0	0
Other Offences Against the Person	37	13	30	7	6	0	37	5
Offences Against the Person	575	151	506	169	36	6	63	8
South Eastern Region								
Homicide	11	0	13	9	0	0	1	0
Murder	1	0	0	0	0	0	0	0
Attempted Murder	7	0	11	9	0	0	0	0
Conspiracy to Murder	0	0	0	0	0	0	0	0
Manslaughter (excl. by Driving)	0	0	1	0	0	0	0	0
Driving Causing Death	3	0	1	0	0	0	1	0
Assault	365	63	524	144	3	0	10	4
Serious Assault	262	40	261	51	2	0	1	2
Other Assault	103	23	263	93	1	0	9	2
Sexual Offences	174	8	32	0	0	0	37	0
Rape & Attempted Rape	24	2	9	0	0	0	0	0
Other Sexual Offences	150	6	23	0	0	0	37	0
Robbery	15	1	82	18	83	7	3	1
Armed Robbery	9	0	55	5	77	6	3	1
Unarmed Robbery	6	1	27	13	6	1	0	0
Extortion	9	0	0	0	1	0	0	0
Kidnapping & Abduction	17	2	9	2	1	0	2	0
Other Offences Against the Person	26	4	31	0	2	0	50	4
Offences Against the Person	617	78	691	173	90	7	103	9

* Only those offenders whose age and sex were identified are included.

offender/victim relationships

Offenders By Sex & Relationship to Victim* - 1999/2000

Offence	Partner		Ex-Partner		Child		Other Family Member n.e.c.	
	Male	Female	Male	Female	Male	Female	Male	Female
Metropolitan North Region								
Homicide	0	1	0	1	0	0	3	0
Murder	0	0	0	0	0	0	1	0
Attempted Murder	0	1	0	1	0	0	2	0
Conspiracy to Murder	0	0	0	0	0	0	0	0
Manslaughter (excl. by Driving)	0	0	0	0	0	0	0	0
Driving Causing Death	0	0	0	0	0	0	0	0
Assault	30	2	30	4	4	1	30	9
Serious Assault	23	2	20	3	4	1	22	8
Other Assault	7	0	10	1	0	0	8	1
Sexual Offences	1	0	8	0	0	0	69	0
Rape & Attempted Rape	1	0	3	0	0	0	14	0
Other Sexual Offences	0	0	5	0	0	0	55	0
Robbery	0	0	1	0	0	0	1	0
Armed Robbery	0	0	0	0	0	0	1	0
Unarmed Robbery	0	0	1	0	0	0	0	0
Extortion	0	0	0	0	0	0	0	0
Kidnapping & Abduction	1	0	5	0	1	0	1	0
Other Offences Against the Person	1	0	20	2	1	0	7	10
Offences Against the Person	33	3	64	7	6	1	111	19
Metropolitan South Region								
Homicide	2	2	0	0	0	0	3	1
Murder	0	0	0	0	0	0	0	0
Attempted Murder	1	2	0	0	0	0	1	1
Conspiracy to Murder	0	0	0	0	0	0	0	0
Manslaughter (excl. by Driving)	0	0	0	0	0	0	0	0
Driving Causing Death	1	0	0	0	0	0	2	0
Assault	37	2	22	2	6	1	34	9
Serious Assault	33	2	17	1	5	1	26	7
Other Assault	4	0	5	1	1	0	8	2
Sexual Offences	5	0	12	0	0	0	67	4
Rape & Attempted Rape	1	0	10	0	0	0	20	1
Other Sexual Offences	4	0	2	0	0	0	47	3
Robbery	0	0	1	0	0	0	2	0
Armed Robbery	0	0	1	0	0	0	2	0
Unarmed Robbery	0	0	0	0	0	0	0	0
Extortion	0	0	0	0	0	0	0	0
Kidnapping & Abduction	3	0	3	0	0	0	1	1
Other Offences Against the Person	2	1	9	1	0	2	3	2
Offences Against the Person	49	5	47	3	6	3	110	17
Queensland								
Homicide	13	7	5	1	3	0	24	4
Murder	6	2	2	0	1	0	10	1
Attempted Murder	5	5	3	1	1	0	10	3
Conspiracy to Murder	0	0	0	0	0	0	0	0
Manslaughter (excl. by Driving)	0	0	0	0	1	0	1	0
Driving Causing Death	2	0	0	0	0	0	3	0
Assault	806	70	367	51	54	12	537	186
Serious Assault	641	62	241	34	42	8	391	132
Other Assault	165	8	126	17	12	4	146	54
Sexual Offences	19	0	42	0	0	1	631	14
Rape & Attempted Rape	11	0	30	0	0	0	119	1
Other Sexual Offences	8	0	12	0	0	1	512	13
Robbery	0	0	6	1	2	0	5	0
Armed Robbery	0	0	3	1	0	0	3	0
Unarmed Robbery	0	0	3	0	2	0	2	0
Extortion	0	0	0	0	0	0	2	1
Kidnapping & Abduction	19	0	21	1	2	0	11	1
Other Offences Against the Person	16	1	95	7	7	4	51	43
Offences Against the Person	873	78	536	61	68	17	1261	249

* Only those offenders whose age and sex were identified are included.

offender/victim relationships

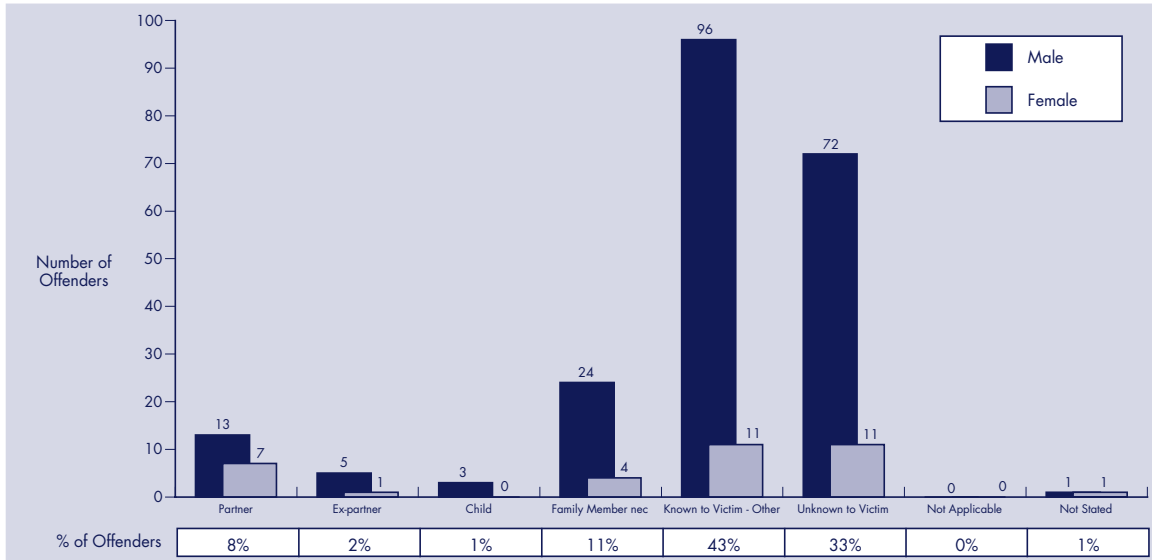
Offenders By Sex & Relationship to Victim* - 1999/2000

Offence	Known to Victim - Other		Unknown to Victim		Not Applicable		Not Stated	
	Male	Female	Male	Female	Male	Female	Male	Female
Metropolitan North Region								
Homicide	13	1	15	0	0	0	0	0
Murder	8	0	1	0	0	0	0	0
Attempted Murder	4	1	10	0	0	0	0	0
Conspiracy to Murder	0	0	0	0	0	0	0	0
Manslaughter (excl. by Driving)	0	0	0	0	0	0	0	0
Driving Causing Death	1	0	4	0	0	0	0	0
Assault	208	59	704	171	2	0	5	1
Serious Assault	146	44	354	78	1	0	1	0
Other Assault	62	15	350	93	1	0	4	1
Sexual Offences	110	2	33	0	0	0	18	0
Rape & Attempted Rape	18	0	5	0	0	0	0	0
Other Sexual Offences	92	2	28	0	0	0	18	0
Robbery	12	4	125	15	66	3	4	2
Armed Robbery	9	3	35	3	53	3	2	2
Unarmed Robbery	3	1	90	12	13	0	2	0
Extortion	2	0	3	0	3	0	0	0
Kidnapping & Abduction	15	2	11	0	0	0	0	0
Other Offences Against the Person	45	7	36	2	1	1	38	5
Offences Against the Person	405	75	927	188	72	4	65	8
Metropolitan South Region								
Homicide	12	3	9	1	0	0	0	0
Murder	7	0	5	1	0	0	0	0
Attempted Murder	4	1	4	0	0	0	0	0
Conspiracy to Murder	0	0	0	0	0	0	0	0
Manslaughter (excl. by Driving)	0	1	0	0	0	0	0	0
Driving Causing Death	1	1	0	0	0	0	0	0
Assault	282	66	375	70	0	0	7	2
Serious Assault	192	37	207	28	0	0	2	0
Other Assault	90	29	168	42	0	0	5	2
Sexual Offences	133	1	24	0	0	0	15	0
Rape & Attempted Rape	19	0	2	0	0	0	0	0
Other Sexual Offences	114	1	22	0	0	0	15	0
Robbery	15	3	68	22	61	15	4	0
Armed Robbery	4	2	36	17	54	15	0	0
Unarmed Robbery	11	1	32	5	7	0	4	0
Extortion	2	1	2	0	2	0	0	0
Kidnapping & Abduction	11	4	11	0	3	0	0	0
Other Offences Against the Person	52	15	25	0	2	0	49	4
Offences Against the Person	507	93	514	93	68	15	75	6
Queensland								
Homicide	96	11	72	11	0	0	1	1
Murder	38	3	15	1	0	0	0	0
Attempted Murder	38	5	39	10	0	0	0	0
Conspiracy to Murder	1	1	0	0	0	0	0	0
Manslaughter (excl. by Driving)	4	1	2	0	0	0	0	0
Driving Causing Death	15	1	16	0	0	0	1	1
Assault	2797	856	3752	955	8	1	59	12
Serious Assault	1932	547	1864	377	4	0	18	2
Other Assault	865	309	1888	578	4	1	41	10
Sexual Offences	1027	25	221	0	0	0	155	0
Rape & Attempted Rape	168	5	41	0	0	0	1	0
Other Sexual Offences	859	20	180	0	0	0	154	0
Robbery	113	25	469	113	337	36	18	6
Armed Robbery	51	10	219	39	298	33	7	3
Unarmed Robbery	62	15	250	74	39	3	11	3
Extortion	18	3	9	0	12	1	1	0
Kidnapping & Abduction	86	12	57	4	4	0	2	0
Other Offences Against the Person	317	61	225	20	21	8	349	61
Offences Against the Person	4454	993	4805	1103	382	46	585	80

* Only those offenders whose age and sex were identified are included.

offender/victim relationships

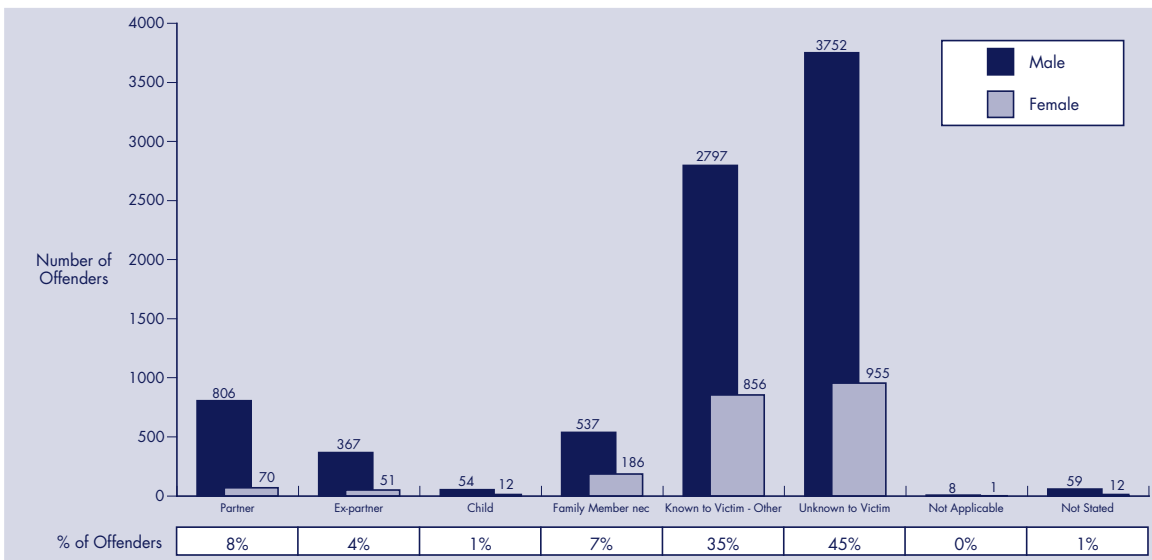
Homicide* - 1999/2000



For approximately 65% of Homicide offences, the offender was known to the victim. For over 22% of offences, the offender was from the same family as

the victim, which includes partners, spouses, children, siblings and other lineal relationships .

Assault* - 1999/2000



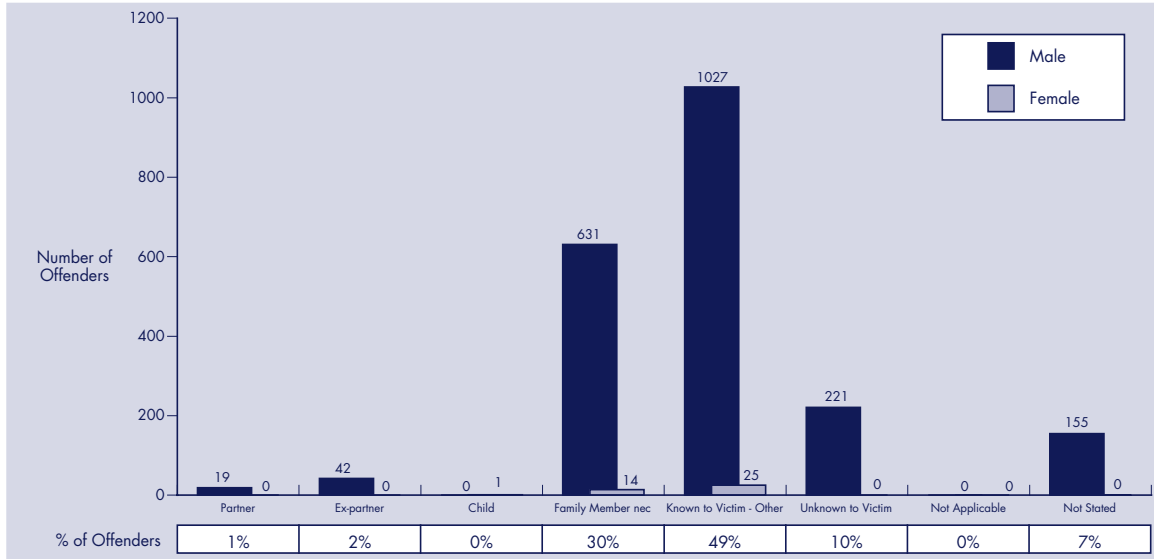
Of those offenders proceeded against for Assault, 45% did not know the victim. In 20% of cases, the victim was a family member and a further 35%

were known to the victim either as friends, acquaintances, neighbours or colleagues.

* Only those offenders whose age and sex were identified are included.

offender/victim relationships

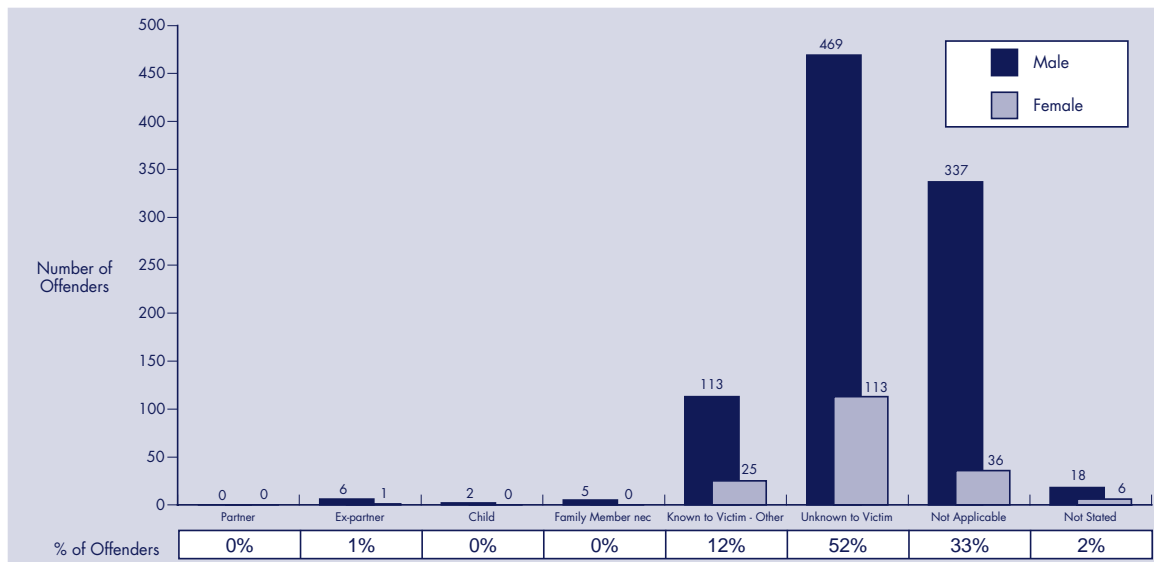
Sexual Offences* - 1999/2000



For a substantial proportion of Sexual Offences (82%), the offender was known to the victim. A large proportion (33%) of victims were of the same

family as the offender while a similarly large proportion (49%) were either acquaintances, friends, neighbours or colleagues.

Robbery* - 1999/2000



Approximately 33% of offender/victim relationships were listed as 'Not Applicable' due to the fact that the victim was classified either as a

company or as an organisation, rather than as an individual. In most cases (52%), the offender was not known to the victim.

* Only those offenders whose age and sex were identified are included.

