

# Offenders

The tables and graphs in this section provide information on persons responsible for offences. It is important to note that Queensland Police Service offender statistics are based on offence counts and do not and cannot refer to individuals. Rather, offender data refers to the number of offences cleared or solved through an action against an offender. As such, offender data does not equate to a unique offender count and nor does it equate to the number of offences cleared. For example, an offender charged with Motor Vehicle Theft, Unlawful Entry, Assault and Other Theft (excl. Unlawful Entry) would be included four times in any offender breakdown by age and gender.

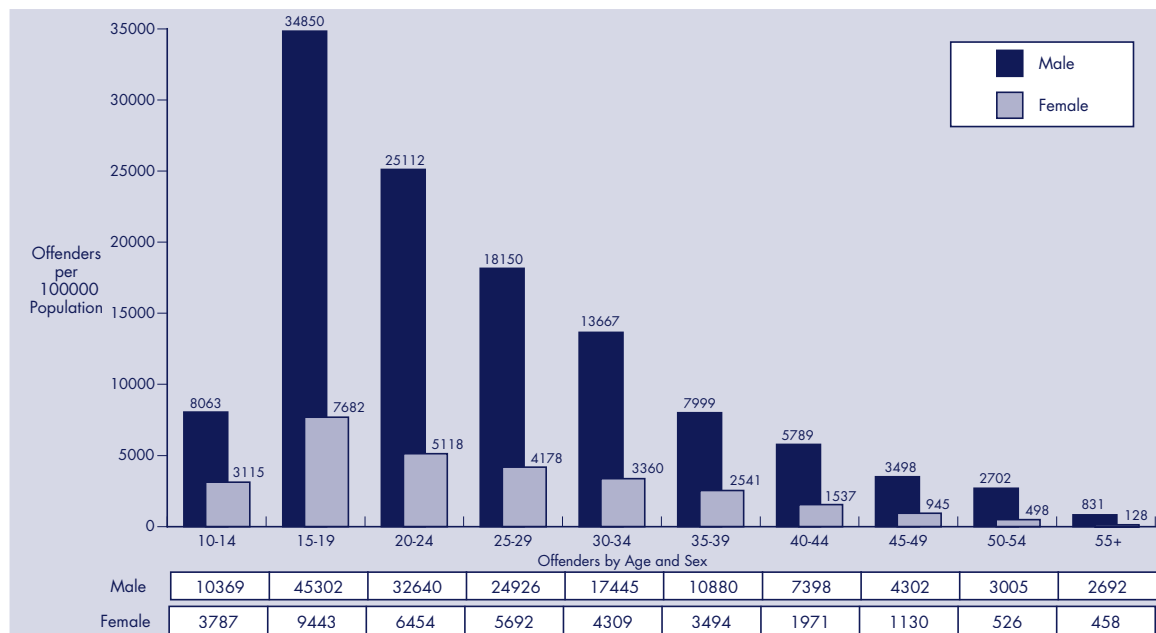
Only persons aged ten years and over are deemed to be offenders. Under Queensland law, children under ten are not held criminally responsible, although they may be involved in the commission of an offence. Juvenile offenders are those aged between and including ten and sixteen years.

Offenders have not been included if their age or sex is not specified in Queensland Police Service records. Approximately (0.3%) of offenders have been excluded for this reason.

The *Population by Sex and Age for 30 June 1999* (Australian Bureau of Statistics catalogue No. 3201.0) was used to calculate the number of offenders per 100,000 population.

The reference date used to generate offender statistics for the year under review is the date an action commenced. In past publications the reference date was the date an event was reported to or became known to police. This means that now, for the first time, offenders proceeded against for matters reported in some previous period are now included.

## Offences Against the Person , Property, and Other Offences\*



\* Only those offenders whose age and sex were identified are included.

# offenders

## Queensland By Age and Sex - 1999/2000\*

Offence	10 - 14		15 years		16 years		17 years		18 years		19 years	
	Male	Female	Male	Female	Male	Female	Male	Female	Male	Female	Male	Female
<b>Homicide</b>	<b>2</b>	<b>0</b>	<b>4</b>	<b>0</b>	<b>6</b>	<b>1</b>	<b>2</b>	<b>1</b>	<b>8</b>	<b>1</b>	<b>13</b>	<b>0</b>
Murder	1	0	1	0	0	1	1	0	2	1	6	0
Attempted Murder	1	0	3	0	4	0	0	0	5	0	1	0
Conspiracy to Murder	0	0	0	0	0	0	0	0	0	0	0	0
Manslaughter (excl. by Driving)	0	0	0	0	1	0	0	0	0	0	0	0
Driving Causing Death	0	0	0	0	1	0	1	1	1	0	6	0
<b>Assault</b>	<b>512</b>	<b>189</b>	<b>291</b>	<b>154</b>	<b>334</b>	<b>144</b>	<b>448</b>	<b>134</b>	<b>406</b>	<b>105</b>	<b>360</b>	<b>85</b>
Serious Assault	298	121	201	91	220	83	282	73	261	53	229	42
Other Assault	214	68	90	63	114	61	166	61	145	52	131	43
<b>Sexual Offences</b>	<b>93</b>	<b>4</b>	<b>45</b>	<b>0</b>	<b>54</b>	<b>0</b>	<b>40</b>	<b>2</b>	<b>24</b>	<b>4</b>	<b>42</b>	<b>2</b>
Rape & Attempted Rape	11	0	6	0	7	0	5	0	2	1	10	0
Other Sexual Offences	82	4	39	0	47	0	35	2	22	3	32	2
<b>Robbery</b>	<b>76</b>	<b>42</b>	<b>65</b>	<b>26</b>	<b>81</b>	<b>18</b>	<b>81</b>	<b>17</b>	<b>59</b>	<b>12</b>	<b>59</b>	<b>6</b>
Armed Robbery	40	10	37	14	50	6	50	5	32	4	29	4
Unarmed Robbery	36	32	28	12	31	12	31	12	27	8	30	2
<b>Extortion</b>	<b>2</b>	<b>0</b>	<b>1</b>	<b>0</b>	<b>0</b>	<b>1</b>	<b>2</b>	<b>0</b>	<b>1</b>	<b>2</b>	<b>0</b>	<b>0</b>
<b>Kidnapping &amp; Abduction etc.</b>	<b>5</b>	<b>1</b>	<b>2</b>	<b>2</b>	<b>12</b>	<b>1</b>	<b>5</b>	<b>2</b>	<b>5</b>	<b>1</b>	<b>9</b>	<b>0</b>
<b>Other Offences Against the Person</b>	<b>69</b>	<b>10</b>	<b>41</b>	<b>6</b>	<b>58</b>	<b>20</b>	<b>47</b>	<b>6</b>	<b>47</b>	<b>5</b>	<b>54</b>	<b>6</b>
<b>Offences Against the Person</b>	<b>759</b>	<b>246</b>	<b>449</b>	<b>188</b>	<b>545</b>	<b>185</b>	<b>625</b>	<b>162</b>	<b>550</b>	<b>130</b>	<b>537</b>	<b>99</b>
<b>Unlawful Entry</b>	<b>1796</b>	<b>219</b>	<b>1049</b>	<b>148</b>	<b>1207</b>	<b>143</b>	<b>2285</b>	<b>163</b>	<b>1080</b>	<b>110</b>	<b>887</b>	<b>42</b>
Unlawful Entry - Dwelling	647	97	412	84	432	71	1357	96	560	63	543	31
- Without Violence	636	97	398	82	414	67	1328	94	536	58	515	29
- With Violence	11	0	14	2	18	4	29	2	24	5	28	2
Unlawful Entry - Shop	202	23	181	25	254	21	304	21	189	13	110	1
Unlawful Entry - Other	947	99	456	39	521	51	624	46	331	34	234	10
<b>Arson</b>	<b>51</b>	<b>1</b>	<b>13</b>	<b>1</b>	<b>22</b>	<b>1</b>	<b>30</b>	<b>0</b>	<b>23</b>	<b>1</b>	<b>16</b>	<b>0</b>
<b>Other Property Damage</b>	<b>1827</b>	<b>319</b>	<b>987</b>	<b>179</b>	<b>1412</b>	<b>223</b>	<b>1508</b>	<b>119</b>	<b>1109</b>	<b>83</b>	<b>631</b>	<b>65</b>
<b>Motor Vehicle Theft</b>	<b>506</b>	<b>119</b>	<b>480</b>	<b>76</b>	<b>673</b>	<b>89</b>	<b>768</b>	<b>82</b>	<b>390</b>	<b>52</b>	<b>258</b>	<b>28</b>
<b>Other Theft (excl. Unlawful Entry)</b>	<b>3097</b>	<b>2290</b>	<b>1413</b>	<b>796</b>	<b>1524</b>	<b>660</b>	<b>1848</b>	<b>442</b>	<b>1335</b>	<b>291</b>	<b>1086</b>	<b>190</b>
Stealing from Dwelling	111	29	66	30	57	22	97	25	68	17	70	10
Shop Stealing	1591	2051	550	639	455	485	369	291	279	176	226	140
Vehicles (Steal from/Enter with Intent)	650	80	443	71	635	82	836	49	652	38	455	11
Other Stealing	745	130	354	56	377	71	546	77	336	60	335	29
<b>Fraud</b>	<b>156</b>	<b>55</b>	<b>119</b>	<b>123</b>	<b>233</b>	<b>98</b>	<b>266</b>	<b>225</b>	<b>349</b>	<b>178</b>	<b>668</b>	<b>315</b>
Fraud by Cheque	5	1	4	2	26	10	24	55	43	46	47	20
Fraud by Credit Card	27	43	50	96	89	37	30	49	47	20	152	120
Other Fraud	124	11	65	25	118	51	212	121	259	112	469	175
<b>Handling Stolen Goods</b>	<b>299</b>	<b>90</b>	<b>212</b>	<b>76</b>	<b>255</b>	<b>63</b>	<b>336</b>	<b>79</b>	<b>257</b>	<b>102</b>	<b>254</b>	<b>66</b>
Possess Property Susp. Stolen	65	19	57	11	64	15	67	15	44	13	40	8
Receiving Stolen Property	163	48	97	49	108	28	132	27	89	27	91	10
Possess, Receive, etc. Tainted Property	71	23	57	16	82	19	130	37	120	59	118	48
Other Handling Stolen Goods	0	0	1	0	1	1	7	0	4	3	5	0
<b>Offences Against Property</b>	<b>7732</b>	<b>3093</b>	<b>4273</b>	<b>1399</b>	<b>5326</b>	<b>1277</b>	<b>7041</b>	<b>1110</b>	<b>4543</b>	<b>817</b>	<b>3800</b>	<b>706</b>
<b>Drug Offences</b>	<b>692</b>	<b>199</b>	<b>696</b>	<b>126</b>	<b>1105</b>	<b>222</b>	<b>1644</b>	<b>333</b>	<b>1607</b>	<b>362</b>	<b>1634</b>	<b>361</b>
<b>Prostitution Offences</b>	<b>0</b>	<b>0</b>	<b>0</b>	<b>3</b>	<b>0</b>	<b>0</b>	<b>6</b>	<b>7</b>	<b>5</b>	<b>4</b>	<b>14</b>	<b>10</b>
<b>Liquor (excluding Drunkenness)</b>	<b>67</b>	<b>27</b>	<b>130</b>	<b>47</b>	<b>233</b>	<b>110</b>	<b>98</b>	<b>47</b>	<b>46</b>	<b>9</b>	<b>33</b>	<b>8</b>
<b>Gaming Racing &amp; Betting Offences</b>	<b>0</b>	<b>0</b>	<b>1</b>	<b>0</b>	<b>0</b>	<b>0</b>	<b>0</b>	<b>0</b>	<b>0</b>	<b>0</b>	<b>0</b>	<b>0</b>
<b>Breach Domestic Violence Order</b>	<b>0</b>	<b>0</b>	<b>5</b>	<b>0</b>	<b>11</b>	<b>1</b>	<b>27</b>	<b>1</b>	<b>44</b>	<b>2</b>	<b>53</b>	<b>1</b>
<b>Trespassing &amp; Vagrancy Offences</b>	<b>382</b>	<b>49</b>	<b>224</b>	<b>32</b>	<b>265</b>	<b>36</b>	<b>203</b>	<b>31</b>	<b>146</b>	<b>18</b>	<b>112</b>	<b>16</b>
<b>Weapons Act Offences</b>	<b>185</b>	<b>6</b>	<b>137</b>	<b>5</b>	<b>164</b>	<b>16</b>	<b>240</b>	<b>22</b>	<b>202</b>	<b>16</b>	<b>152</b>	<b>7</b>
<b>Good Order Offences</b>	<b>331</b>	<b>132</b>	<b>484</b>	<b>152</b>	<b>711</b>	<b>260</b>	<b>1087</b>	<b>230</b>	<b>1294</b>	<b>231</b>	<b>1187</b>	<b>208</b>
<b>Stock Offences</b>	<b>0</b>	<b>0</b>	<b>0</b>	<b>0</b>	<b>0</b>	<b>0</b>	<b>0</b>	<b>0</b>	<b>0</b>	<b>0</b>	<b>1</b>	<b>0</b>
<b>Traffic and Related Offences</b>	<b>29</b>	<b>6</b>	<b>52</b>	<b>6</b>	<b>180</b>	<b>17</b>	<b>583</b>	<b>55</b>	<b>965</b>	<b>130</b>	<b>1103</b>	<b>125</b>
<b>Miscellaneous Offences</b>	<b>192</b>	<b>29</b>	<b>109</b>	<b>15</b>	<b>217</b>	<b>39</b>	<b>197</b>	<b>14</b>	<b>109</b>	<b>20</b>	<b>97</b>	<b>15</b>
<b>Total Other Offences</b>	<b>1878</b>	<b>448</b>	<b>1838</b>	<b>386</b>	<b>2886</b>	<b>701</b>	<b>4085</b>	<b>740</b>	<b>4418</b>	<b>792</b>	<b>4386</b>	<b>751</b>

\* Only those offenders whose age and sex were identified are included.

# offenders

## Queensland By Age and Sex - 1999/2000\*

Offence	20 - 24		25 - 29		30 - 39		40 - 49		50 - 59		60 & over	
	Male	Female	Male	Female	Male	Female	Male	Female	Male	Female	Male	Female
<b>Homicide</b>	<b>36</b>	<b>5</b>	<b>47</b>	<b>13</b>	<b>53</b>	<b>7</b>	<b>23</b>	<b>5</b>	<b>13</b>	<b>2</b>	<b>7</b>	<b>0</b>
Murder	13	2	13	1	19	1	11	0	3	1	2	0
Attempted Murder	16	3	25	12	24	5	9	4	8	0	0	0
Conspiracy to Murder	0	0	0	0	1	1	0	0	0	0	0	0
Manslaughter (excl. by Driving)	2	0	2	0	2	0	1	0	0	1	0	0
Driving Causing Death	5	0	7	0	7	0	2	1	2	0	5	0
<b>Assault</b>	<b>1713</b>	<b>360</b>	<b>1454</b>	<b>305</b>	<b>1821</b>	<b>462</b>	<b>720</b>	<b>169</b>	<b>241</b>	<b>32</b>	<b>80</b>	<b>4</b>
Serious Assault	1041	196	909	157	1107	244	417	79	128	21	40	2
Other Assault	672	164	545	148	714	218	303	90	113	11	40	2
<b>Sexual Offences</b>	<b>148</b>	<b>3</b>	<b>201</b>	<b>13</b>	<b>523</b>	<b>5</b>	<b>344</b>	<b>2</b>	<b>350</b>	<b>2</b>	<b>231</b>	<b>3</b>
Rape & Attempted Rape	26	0	36	3	104	1	67	0	61	0	35	1
Other Sexual Offences	122	3	165	10	419	4	277	2	289	2	196	2
<b>Robbery</b>	<b>230</b>	<b>19</b>	<b>132</b>	<b>23</b>	<b>135</b>	<b>18</b>	<b>26</b>	<b>0</b>	<b>6</b>	<b>0</b>	<b>0</b>	<b>0</b>
Armed Robbery	137	9	91	20	89	14	21	0	5	0	0	0
Unarmed Robbery	93	10	41	3	46	4	5	0	1	0	0	0
<b>Extortion</b>	<b>3</b>	<b>0</b>	<b>6</b>	<b>0</b>	<b>13</b>	<b>1</b>	<b>10</b>	<b>0</b>	<b>3</b>	<b>0</b>	<b>1</b>	<b>1</b>
<b>Kidnapping &amp; Abduction etc.</b>	<b>35</b>	<b>5</b>	<b>43</b>	<b>3</b>	<b>54</b>	<b>1</b>	<b>20</b>	<b>1</b>	<b>7</b>	<b>0</b>	<b>5</b>	<b>1</b>
<b>Other Offences Against the Person</b>	<b>155</b>	<b>42</b>	<b>164</b>	<b>36</b>	<b>250</b>	<b>41</b>	<b>115</b>	<b>18</b>	<b>63</b>	<b>7</b>	<b>18</b>	<b>8</b>
<b>Offences Against the Person</b>	<b>2320</b>	<b>434</b>	<b>2047</b>	<b>393</b>	<b>2849</b>	<b>535</b>	<b>1258</b>	<b>195</b>	<b>683</b>	<b>43</b>	<b>342</b>	<b>17</b>
<b>Unlawful Entry</b>	<b>2900</b>	<b>248</b>	<b>1536</b>	<b>158</b>	<b>971</b>	<b>137</b>	<b>223</b>	<b>42</b>	<b>28</b>	<b>3</b>	<b>9</b>	<b>2</b>
Unlawful Entry - Dwelling	1843	185	876	118	554	113	168	31	14	2	6	1
- Without Violence	1750	169	785	105	434	95	134	28	9	2	1	0
- With Violence	93	16	91	13	120	18	34	3	5	0	5	1
Unlawful Entry - Shop	432	14	170	19	118	4	15	7	1	0	0	1
Unlawful Entry - Other	625	49	490	21	299	20	40	4	13	1	3	0
<b>Arson</b>	<b>37</b>	<b>1</b>	<b>23</b>	<b>2</b>	<b>35</b>	<b>6</b>	<b>10</b>	<b>2</b>	<b>10</b>	<b>1</b>	<b>1</b>	<b>0</b>
<b>Other Property Damage</b>	<b>2194</b>	<b>207</b>	<b>1317</b>	<b>147</b>	<b>1470</b>	<b>536</b>	<b>319</b>	<b>61</b>	<b>75</b>	<b>15</b>	<b>24</b>	<b>3</b>
<b>Motor Vehicle Theft</b>	<b>854</b>	<b>107</b>	<b>606</b>	<b>79</b>	<b>428</b>	<b>59</b>	<b>106</b>	<b>14</b>	<b>28</b>	<b>1</b>	<b>3</b>	<b>0</b>
<b>Other Theft (excl. Unlawful Entry)</b>	<b>3288</b>	<b>822</b>	<b>2125</b>	<b>726</b>	<b>2131</b>	<b>1159</b>	<b>641</b>	<b>395</b>	<b>191</b>	<b>112</b>	<b>114</b>	<b>86</b>
Stealing from Dwelling	256	78	166	71	154	56	56	20	6	3	1	2
Shop Stealing	668	413	434	395	545	471	218	296	116	100	89	79
Vehicles (Steal from/Enter with Intent)	1175	77	793	61	399	69	91	12	16	0	9	0
Other Stealing	1189	254	732	199	1033	563	276	67	53	9	15	5
<b>Fraud</b>	<b>1949</b>	<b>1173</b>	<b>2383</b>	<b>1310</b>	<b>2622</b>	<b>1056</b>	<b>884</b>	<b>523</b>	<b>380</b>	<b>104</b>	<b>29</b>	<b>63</b>
Fraud by Cheque	282	195	429	280	476	240	156	190	116	23	6	10
Fraud by Credit Card	292	266	538	505	676	129	88	44	41	13	2	0
Other Fraud	1375	712	1416	525	1470	687	640	289	223	68	21	53
<b>Handling Stolen Goods</b>	<b>973</b>	<b>250</b>	<b>899</b>	<b>233</b>	<b>684</b>	<b>194</b>	<b>253</b>	<b>74</b>	<b>53</b>	<b>10</b>	<b>18</b>	<b>2</b>
Possess Property Susp. Stolen	187	48	145	34	127	43	64	17	9	3	5	1
Receiving Stolen Property	300	80	304	82	186	58	59	18	5	0	1	0
Possess, Receive, etc. Tainted Property	464	118	434	112	363	92	127	38	37	6	11	1
Other Handling Stolen Goods	22	4	16	5	8	1	3	1	2	1	1	0
<b>Offences Against Property</b>	<b>12195</b>	<b>2808</b>	<b>8889</b>	<b>2655</b>	<b>8341</b>	<b>3147</b>	<b>2436</b>	<b>1111</b>	<b>765</b>	<b>246</b>	<b>198</b>	<b>156</b>
<b>Drug Offences</b>	<b>6557</b>	<b>1510</b>	<b>5037</b>	<b>1208</b>	<b>5745</b>	<b>1823</b>	<b>2322</b>	<b>572</b>	<b>447</b>	<b>101</b>	<b>127</b>	<b>8</b>
<b>Prostitution Offences</b>	<b>61</b>	<b>26</b>	<b>75</b>	<b>41</b>	<b>120</b>	<b>63</b>	<b>62</b>	<b>26</b>	<b>26</b>	<b>3</b>	<b>10</b>	<b>1</b>
<b>Liquor (excluding Drunkenness)</b>	<b>140</b>	<b>14</b>	<b>89</b>	<b>16</b>	<b>146</b>	<b>27</b>	<b>59</b>	<b>13</b>	<b>21</b>	<b>5</b>	<b>9</b>	<b>0</b>
<b>Gaming Racing &amp; Betting Offences</b>	<b>1</b>	<b>0</b>	<b>0</b>	<b>0</b>	<b>2</b>	<b>0</b>	<b>2</b>	<b>0</b>	<b>1</b>	<b>0</b>	<b>0</b>	<b>0</b>
<b>Breach Domestic Violence Order</b>	<b>560</b>	<b>36</b>	<b>893</b>	<b>53</b>	<b>1466</b>	<b>94</b>	<b>622</b>	<b>62</b>	<b>166</b>	<b>8</b>	<b>34</b>	<b>0</b>
<b>Trespassing Vagrancy Offences</b>	<b>272</b>	<b>39</b>	<b>216</b>	<b>27</b>	<b>189</b>	<b>45</b>	<b>80</b>	<b>9</b>	<b>21</b>	<b>7</b>	<b>22</b>	<b>0</b>
<b>Good Order Offences</b>	<b>674</b>	<b>65</b>	<b>629</b>	<b>48</b>	<b>907</b>	<b>136</b>	<b>512</b>	<b>40</b>	<b>224</b>	<b>14</b>	<b>111</b>	<b>2</b>
<b>Weapons Act Offences</b>	<b>4560</b>	<b>716</b>	<b>2818</b>	<b>547</b>	<b>2799</b>	<b>686</b>	<b>1051</b>	<b>301</b>	<b>270</b>	<b>51</b>	<b>67</b>	<b>8</b>
<b>Stock Offences</b>	<b>7</b>	<b>0</b>	<b>2</b>	<b>0</b>	<b>10</b>	<b>0</b>	<b>12</b>	<b>0</b>	<b>21</b>	<b>0</b>	<b>0</b>	<b>0</b>
<b>Traffic and Related Offences</b>	<b>4936</b>	<b>731</b>	<b>3931</b>	<b>669</b>	<b>5407</b>	<b>1158</b>	<b>3146</b>	<b>739</b>	<b>1556</b>	<b>252</b>	<b>467</b>	<b>41</b>
<b>Miscellaneous Offences</b>	<b>357</b>	<b>75</b>	<b>300</b>	<b>35</b>	<b>344</b>	<b>89</b>	<b>138</b>	<b>33</b>	<b>78</b>	<b>14</b>	<b>31</b>	<b>7</b>
<b>Other Offences</b>	<b>18125</b>	<b>3212</b>	<b>13990</b>	<b>2644</b>	<b>17135</b>	<b>4121</b>	<b>8006</b>	<b>1795</b>	<b>2831</b>	<b>455</b>	<b>878</b>	<b>67</b>

\* Only those offenders whose age and sex were identified are included.

# offenders

## Queensland By Type of Action<sup>^</sup> by Age - 1999/2000\*

Offence	Arrest		Caution		Comm. Conference		Notice to Appear	
	Juvenile	Adult	Juvenile	Adult	Juvenile	Adult	Juvenile	Adult
<b>Homicide</b>	<b>12</b>	<b>198</b>	<b>0</b>	<b>0</b>	<b>0</b>	<b>0</b>	<b>0</b>	<b>14</b>
Murder	3	72	0	0	0	0	0	1
Attempted Murder	8	109	0	0	0	0	0	1
Conspiracy to Murder	0	2	0	0	0	0	0	0
Manslaughter (excl. by Driving)	1	6	0	0	0	0	0	0
Driving Causing Death	0	9	0	0	0	0	0	12
<b>Assault</b>	<b>437</b>	<b>5102</b>	<b>630</b>	<b>19</b>	<b>16</b>	<b>10</b>	<b>0</b>	<b>3416</b>
Serious Assault	247	2821	398	12	12	7	0	2205
Other Assault	190	2281	232	7	4	3	0	1211
<b>Sexual Offences</b>	<b>42</b>	<b>1354</b>	<b>101</b>	<b>2</b>	<b>0</b>	<b>1</b>	<b>0</b>	<b>428</b>
Rape & Attempted Rape	17	288	4	0	0	0	0	36
Other Sexual Offences	25	1066	97	2	0	1	0	392
<b>Robbery</b>	<b>223</b>	<b>732</b>	<b>28</b>	<b>0</b>	<b>1</b>	<b>1</b>	<b>0</b>	<b>79</b>
Armed Robbery	125	477	8	0	1	0	0	29
Unarmed Robbery	98	255	20	0	0	1	0	50
<b>Extortion</b>	<b>1</b>	<b>33</b>	<b>3</b>	<b>0</b>	<b>0</b>	<b>0</b>	<b>0</b>	<b>8</b>
<b>Kidnapping &amp; Abduction etc.</b>	<b>12</b>	<b>159</b>	<b>5</b>	<b>0</b>	<b>0</b>	<b>0</b>	<b>0</b>	<b>30</b>
<b>Other Offences Against the Person</b>	<b>69</b>	<b>656</b>	<b>99</b>	<b>6</b>	<b>1</b>	<b>1</b>	<b>0</b>	<b>316</b>
<b>Offences Against the Person</b>	<b>796</b>	<b>8234</b>	<b>866</b>	<b>27</b>	<b>18</b>	<b>13</b>	<b>0</b>	<b>4291</b>
<b>Unlawful Entry</b>	<b>1528</b>	<b>7708</b>	<b>1474</b>	<b>22</b>	<b>38</b>	<b>6</b>	<b>0</b>	<b>2608</b>
Unlawful Entry - Dwelling	684	4876	429	9	7	6	0	1380
- Without Violence	650	4519	424	9	7	6	0	1262
- With Violence	34	357	5	0	0	0	0	118
Unlawful Entry - Shop	247	967	180	6	2	0	0	370
Unlawful Entry - Other	597	1865	865	7	29	0	0	858
<b>Arson</b>	<b>31</b>	<b>143</b>	<b>33</b>	<b>0</b>	<b>7</b>	<b>0</b>	<b>0</b>	<b>50</b>
<b>Other Property Damage</b>	<b>1410</b>	<b>5882</b>	<b>1842</b>	<b>16</b>	<b>38</b>	<b>11</b>	<b>0</b>	<b>3636</b>
<b>Motor Vehicle Theft</b>	<b>770</b>	<b>2544</b>	<b>360</b>	<b>4</b>	<b>9</b>	<b>3</b>	<b>0</b>	<b>1164</b>
<b>Other Theft (excl. Unlawful Entry)</b>	<b>1431</b>	<b>7723</b>	<b>5625</b>	<b>98</b>	<b>52</b>	<b>15</b>	<b>0</b>	<b>8558</b>
Stealing from Dwelling	59	574	135	5	6	0	0	535
Shop Stealing	239	1095	4357	73	34	4	0	4019
Vehicles (Steal from/Enter with Intent)	822	2914	364	2	3	1	0	1594
Other Stealing	311	3140	769	18	9	10	0	2410
<b>Fraud</b>	<b>161</b>	<b>7022</b>	<b>434</b>	<b>17</b>	<b>21</b>	<b>3</b>	<b>0</b>	<b>6834</b>
Fraud by Cheque	13	1212	20	1	2	0	0	1267
Fraud by Credit Card	106	1740	178	12	15	1	0	1196
Other Fraud	42	4070	236	4	4	2	0	4371
<b>Handling Stolen Goods</b>	<b>182</b>	<b>2054</b>	<b>323</b>	<b>6</b>	<b>8</b>	<b>1</b>	<b>0</b>	<b>2535</b>
Possess Property Susp. Stolen	44	375	34	0	0	0	0	476
Receiving Stolen Property	71	557	229	4	6	0	0	863
Possess, Receive, etc. Tainted Property	66	1062	60	2	2	1	0	1174
Other Handling Stolen Goods	1	60	0	0	0	0	0	22
<b>Offences Against Property</b>	<b>5513</b>	<b>33076</b>	<b>10091</b>	<b>163</b>	<b>173</b>	<b>39</b>	<b>0</b>	<b>25385</b>
<b>Drug Offences</b>	<b>256</b>	<b>9324</b>	<b>1769</b>	<b>27</b>	<b>16</b>	<b>8</b>	<b>0</b>	<b>21762</b>
<b>Prostitution Offences</b>	<b>0</b>	<b>113</b>	<b>0</b>	<b>0</b>	<b>0</b>	<b>0</b>	<b>0</b>	<b>444</b>
<b>Liquor (excluding Drunkenness)</b>	<b>204</b>	<b>418</b>	<b>256</b>	<b>20</b>	<b>1</b>	<b>0</b>	<b>0</b>	<b>274</b>
<b>Gaming Racing &amp; Betting Offences</b>	<b>0</b>	<b>1</b>	<b>1</b>	<b>0</b>	<b>0</b>	<b>0</b>	<b>0</b>	<b>5</b>
<b>Breach Domestic Violence Order</b>	<b>12</b>	<b>2268</b>	<b>0</b>	<b>1</b>	<b>0</b>	<b>1</b>	<b>0</b>	<b>1602</b>
<b>Trespassing &amp; Vagrancy Offences</b>	<b>148</b>	<b>605</b>	<b>442</b>	<b>5</b>	<b>9</b>	<b>1</b>	<b>0</b>	<b>809</b>
<b>Weapons Act Offences</b>	<b>78</b>	<b>1311</b>	<b>260</b>	<b>9</b>	<b>5</b>	<b>2</b>	<b>0</b>	<b>2578</b>
<b>Good Order Offences</b>	<b>930</b>	<b>12887</b>	<b>291</b>	<b>14</b>	<b>3</b>	<b>5</b>	<b>0</b>	<b>4963</b>
<b>Stock Offences</b>	<b>0</b>	<b>1</b>	<b>0</b>	<b>0</b>	<b>0</b>	<b>0</b>	<b>0</b>	<b>27</b>
<b>Traffic and Related Offences</b>	<b>88</b>	<b>6568</b>	<b>37</b>	<b>3</b>	<b>0</b>	<b>3</b>	<b>0</b>	<b>18915</b>
<b>Miscellaneous Offences</b>	<b>90</b>	<b>777</b>	<b>247</b>	<b>7</b>	<b>0</b>	<b>1</b>	<b>0</b>	<b>1055</b>
<b>Total Other Offences</b>	<b>1806</b>	<b>34273</b>	<b>3303</b>	<b>86</b>	<b>34</b>	<b>21</b>	<b>0</b>	<b>52434</b>

\* Only those offenders whose age and sex were identified are included.

<sup>^</sup> See Explanatory Notes for definitions and inclusions (page 147)

# offenders

## Queensland By Type of Action^ by Age - 1999/2000\*

Offence	Notice to Attend		Summons		Warrant		Other	
	Juvenile	Adult <sup>+</sup>	Juvenile	Adult	Juvenile	Adult	Juvenile	Adult
<b>Homicide</b>	<b>1</b>	<b>0</b>	<b>0</b>	<b>17</b>	<b>0</b>	<b>1</b>	<b>0</b>	<b>6</b>
Murder	0	0	0	0	0	0	0	3
Attempted Murder	0	0	0	1	0	0	0	1
Conspiracy to Murder	0	0	0	0	0	0	0	0
Manslaughter (excl. by Driving)	0	0	0	1	0	1	0	0
Driving Causing Death	1	0	0	15	0	0	0	2
<b>Assault</b>	<b>507</b>	<b>23</b>	<b>8</b>	<b>227</b>	<b>1</b>	<b>21</b>	<b>25</b>	<b>81</b>
Serious Assault	340	19	6	150	0	21	11	46
Other Assault	167	4	2	77	1	0	14	35
<b>Sexual Offences</b>	<b>39</b>	<b>5</b>	<b>8</b>	<b>97</b>	<b>0</b>	<b>18</b>	<b>6</b>	<b>34</b>
Rape & Attempted Rape	1	0	2	16	0	5	0	7
Other Sexual Offences	38	5	6	81	0	13	6	27
<b>Robbery</b>	<b>56</b>	<b>3</b>	<b>0</b>	<b>0</b>	<b>0</b>	<b>1</b>	<b>0</b>	<b>7</b>
Armed Robbery	23	1	0	0	0	0	0	3
Unarmed Robbery	33	2	0	0	0	1	0	4
<b>Extortion</b>	<b>0</b>	<b>0</b>	<b>0</b>	<b>1</b>	<b>0</b>	<b>1</b>	<b>0</b>	<b>0</b>
<b>Kidnapping &amp; Abduction etc.</b>	<b>6</b>	<b>0</b>	<b>0</b>	<b>3</b>	<b>0</b>	<b>2</b>	<b>0</b>	<b>3</b>
<b>Other Offences Against the Person</b>	<b>34</b>	<b>1</b>	<b>0</b>	<b>58</b>	<b>0</b>	<b>0</b>	<b>1</b>	<b>44</b>
<b>Offences Against the Person</b>	<b>643</b>	<b>32</b>	<b>16</b>	<b>403</b>	<b>1</b>	<b>44</b>	<b>32</b>	<b>175</b>
<b>Unlawful Entry</b>	<b>1475</b>	<b>144</b>	<b>10</b>	<b>67</b>	<b>3</b>	<b>21</b>	<b>34</b>	<b>248</b>
Unlawful Entry - Dwelling	605	58	4	41	1	13	13	178
- Without Violence	596	58	3	32	1	12	13	174
- With Violence	9	0	1	9	0	1	0	4
Unlawful Entry - Shop	267	29	1	10	1	3	8	34
Unlawful Entry - Other	603	57	5	16	1	5	13	36
<b>Arson</b>	<b>18</b>	<b>4</b>	<b>0</b>	<b>1</b>	<b>0</b>	<b>0</b>	<b>0</b>	<b>0</b>
<b>Other Property Damage</b>	<b>1502</b>	<b>86</b>	<b>69</b>	<b>73</b>	<b>6</b>	<b>14</b>	<b>80</b>	<b>165</b>
<b>Motor Vehicle Theft</b>	<b>754</b>	<b>57</b>	<b>4</b>	<b>24</b>	<b>1</b>	<b>6</b>	<b>45</b>	<b>61</b>
<b>Other Theft (excl. Unlawful Entry)</b>	<b>2521</b>	<b>101</b>	<b>70</b>	<b>158</b>	<b>3</b>	<b>27</b>	<b>78</b>	<b>302</b>
Stealing from Dwelling	114	6	1	15	0	7	0	14
Shop Stealing	1098	20	8	54	3	3	32	37
Vehicles (Steal from/Enter with Intent)	681	49	57	37	0	7	34	139
Other Stealing	628	26	4	52	0	10	12	112
<b>Fraud</b>	<b>166</b>	<b>60</b>	<b>0</b>	<b>256</b>	<b>0</b>	<b>42</b>	<b>2</b>	<b>243</b>
Fraud by Cheque	13	5	0	104	0	5	0	44
Fraud by Credit Card	42	10	0	9	0	16	1	28
Other Fraud	111	45	0	143	0	21	1	171
<b>Handling Stolen Goods</b>	<b>476</b>	<b>15</b>	<b>3</b>	<b>67</b>	<b>0</b>	<b>4</b>	<b>3</b>	<b>55</b>
Possess Property Susp. Stolen	149	3	3	12	0	1	1	3
Receiving Stolen Property	187	5	0	6	0	0	0	34
Possess, Receive, etc. Tainted Property	139	7	0	49	0	3	1	17
Other Handling Stolen Goods	1	0	0	0	0	0	1	1
<b>Offences Against Property</b>	<b>6912</b>	<b>467</b>	<b>156</b>	<b>646</b>	<b>13</b>	<b>114</b>	<b>242</b>	<b>1074</b>
<b>Drug Offences</b>	<b>977</b>	<b>12</b>	<b>3</b>	<b>120</b>	<b>0</b>	<b>23</b>	<b>19</b>	<b>122</b>
<b>Prostitution Offences</b>	<b>3</b>	<b>0</b>	<b>0</b>	<b>1</b>	<b>0</b>	<b>0</b>	<b>0</b>	<b>2</b>
<b>Liquor (excluding Drunkenness)</b>	<b>144</b>	<b>4</b>	<b>5</b>	<b>60</b>	<b>0</b>	<b>1</b>	<b>4</b>	<b>3</b>
<b>Gaming Racing &amp; Betting Offences</b>	<b>0</b>	<b>0</b>	<b>0</b>	<b>0</b>	<b>0</b>	<b>0</b>	<b>0</b>	<b>0</b>
<b>Breach Domestic Violence Order</b>	<b>5</b>	<b>0</b>	<b>0</b>	<b>72</b>	<b>0</b>	<b>9</b>	<b>0</b>	<b>169</b>
<b>Trespassing &amp; Vagrancy Offences</b>	<b>376</b>	<b>3</b>	<b>8</b>	<b>27</b>	<b>0</b>	<b>0</b>	<b>5</b>	<b>3</b>
<b>Weapons Act Offences</b>	<b>163</b>	<b>3</b>	<b>6</b>	<b>86</b>	<b>0</b>	<b>0</b>	<b>1</b>	<b>12</b>
<b>Good Order Offences</b>	<b>827</b>	<b>11</b>	<b>7</b>	<b>173</b>	<b>0</b>	<b>14</b>	<b>12</b>	<b>44</b>
<b>Stock Offences</b>	<b>0</b>	<b>0</b>	<b>0</b>	<b>23</b>	<b>0</b>	<b>0</b>	<b>0</b>	<b>2</b>
<b>Traffic and Related Offences</b>	<b>159</b>	<b>1</b>	<b>3</b>	<b>412</b>	<b>0</b>	<b>49</b>	<b>3</b>	<b>43</b>
<b>Miscellaneous Offences</b>	<b>253</b>	<b>1</b>	<b>4</b>	<b>79</b>	<b>0</b>	<b>6</b>	<b>7</b>	<b>27</b>
<b>Total Other Offences</b>	<b>2907</b>	<b>35</b>	<b>36</b>	<b>1053</b>	<b>0</b>	<b>102</b>	<b>51</b>	<b>427</b>

\* Only those offenders whose age and sex were identified are included.

^ See Explanatory Notes for definitions and inclusions (page 147).

+ Persons aged 17 years (adult) may be served with a Notice to Attend for offences committed when 16 years of age (*Juvenile Justice Act, 1992*).

# offenders

## Regions By Age and Sex - 1999/2000\*

Offence	10 - 14		15 years		16 years		17 years		18 years		19 years	
	Male	Female	Male	Female	Male	Female	Male	Female	Male	Female	Male	Female
<b>Far Northern Region</b>												
Homicide	0	0	0	0	1	0	1	0	1	1	1	0
Assault	35	22	45	9	58	14	64	32	68	23	60	12
Sexual Offences	14	0	9	0	6	0	9	0	3	0	12	0
Robbery	1	5	13	9	10	2	0	8	2	0	3	1
All Other Offences Against the Person^	5	1	4	0	8	1	4	0	4	0	4	0
<b>Offences Against the Person</b>	<b>55</b>	<b>28</b>	<b>71</b>	<b>18</b>	<b>83</b>	<b>17</b>	<b>78</b>	<b>40</b>	<b>78</b>	<b>24</b>	<b>80</b>	<b>13</b>
Unlawful Entry	328	36	207	5	170	11	186	12	131	6	68	3
Arson	4	0	0	0	2	0	3	0	1	0	0	0
Other Property Damage	148	23	80	9	73	12	112	20	76	8	68	7
Motor Vehicle Theft	36	9	36	6	53	8	42	4	25	2	22	0
Other Theft (excl. Unlawful Entry)	361	212	171	66	115	61	176	43	104	19	82	8
Fraud	7	1	5	27	11	5	13	22	11	2	25	2
Handling Stolen Goods	28	7	26	10	25	4	24	8	19	3	26	1
<b>Offences Against Property</b>	<b>912</b>	<b>288</b>	<b>525</b>	<b>123</b>	<b>449</b>	<b>101</b>	<b>556</b>	<b>109</b>	<b>367</b>	<b>40</b>	<b>291</b>	<b>21</b>
<b>Northern Region</b>												
Homicide	0	0	0	0	0	0	0	0	1	0	1	0
Assault	48	19	33	15	38	15	41	14	54	11	56	15
Sexual Offences	9	0	1	0	5	0	7	0	1	0	4	0
Robbery	7	0	10	3	3	0	6	0	7	0	2	0
All Other Offences Against the Person^	7	0	3	0	6	0	8	1	5	0	3	1
<b>Offences Against the Person</b>	<b>71</b>	<b>19</b>	<b>47</b>	<b>18</b>	<b>52</b>	<b>15</b>	<b>62</b>	<b>15</b>	<b>68</b>	<b>11</b>	<b>66</b>	<b>16</b>
Unlawful Entry	263	30	170	28	171	51	215	31	97	17	100	1
Arson	4	0	0	0	0	0	2	0	0	0	0	0
Other Property Damage	165	23	115	10	132	39	190	14	193	5	69	5
Motor Vehicle Theft	65	13	54	4	83	25	73	6	25	5	17	1
Other Theft (excl. Unlawful Entry)	302	110	122	40	126	47	183	36	92	20	110	10
Fraud	2	1	5	4	8	4	24	9	24	11	9	7
Handling Stolen Goods	38	7	26	6	21	3	32	7	26	3	7	0
<b>Offences Against Property</b>	<b>839</b>	<b>184</b>	<b>492</b>	<b>92</b>	<b>541</b>	<b>169</b>	<b>719</b>	<b>103</b>	<b>457</b>	<b>61</b>	<b>312</b>	<b>24</b>
<b>Central Region</b>												
Homicide	1	0	0	0	1	0	0	0	1	0	0	0
Assault	55	14	32	13	44	11	63	11	34	12	34	9
Sexual Offences	2	0	11	0	5	0	4	0	3	0	3	0
Robbery	9	0	5	0	9	0	10	2	1	1	2	1
All Other Offences Against the Person^	6	0	3	0	8	15	5	1	6	1	16	0
<b>Offences Against the Person</b>	<b>73</b>	<b>14</b>	<b>51</b>	<b>13</b>	<b>67</b>	<b>26</b>	<b>82</b>	<b>14</b>	<b>45</b>	<b>14</b>	<b>55</b>	<b>10</b>
Unlawful Entry	223	51	118	28	232	18	160	17	99	4	114	5
Arson	7	0	1	0	0	0	0	0	1	0	3	0
Other Property Damage	151	39	76	14	155	18	169	8	89	7	62	7
Motor Vehicle Theft	47	13	27	3	47	4	54	6	33	4	27	2
Other Theft (excl. Unlawful Entry)	253	128	149	46	161	51	215	35	100	23	93	19
Fraud	9	5	8	1	30	6	39	36	37	16	43	22
Handling Stolen Goods	31	6	22	6	18	6	29	4	25	7	28	4
<b>Offences Against Property</b>	<b>721</b>	<b>242</b>	<b>401</b>	<b>98</b>	<b>643</b>	<b>103</b>	<b>666</b>	<b>106</b>	<b>384</b>	<b>61</b>	<b>370</b>	<b>59</b>
<b>North Coast Region</b>												
Homicide	0	0	1	0	0	0	1	0	0	0	1	0
Assault	100	45	39	36	49	30	70	31	54	12	38	9
Sexual Offences	19	2	6	0	18	0	6	0	5	0	9	2
Robbery	14	3	7	2	12	5	9	2	7	2	6	0
All Other Offences Against the Person^	13	2	8	4	14	3	6	1	11	2	6	0
<b>Offences Against the Person</b>	<b>146</b>	<b>52</b>	<b>61</b>	<b>42</b>	<b>93</b>	<b>38</b>	<b>92</b>	<b>34</b>	<b>77</b>	<b>16</b>	<b>60</b>	<b>11</b>
Unlawful Entry	404	41	191	19	230	31	287	24	238	12	196	6
Arson	12	1	6	0	6	0	11	0	6	0	3	0
Other Property Damage	519	67	191	24	272	46	242	17	219	17	115	7
Motor Vehicle Theft	88	11	82	5	134	15	165	11	74	4	61	4
Other Theft (excl. Unlawful Entry)	803	535	266	149	302	177	292	77	313	57	205	29
Fraud	80	39	45	7	57	28	33	40	75	16	142	102
Handling Stolen Goods	68	16	34	9	34	13	50	16	43	9	44	9
<b>Offences Against Property</b>	<b>1974</b>	<b>710</b>	<b>815</b>	<b>213</b>	<b>1035</b>	<b>310</b>	<b>1080</b>	<b>185</b>	<b>968</b>	<b>115</b>	<b>766</b>	<b>157</b>

^ All Other Offences Against the Person includes the offence sub-divisions of Extortion, and Kidnapping, Abduction and Deprivation of Liberty.

\* Only those offenders whose age and sex were identified are included.

# offenders

## Regions By Age and Sex - 1999/2000\*

Offence	20 - 24		25 - 29		30 - 39		40 - 49		50 - 59		60 & over	
	Male	Female	Male	Female	Male	Female	Male	Female	Male	Female	Male	Female
<b>Far Northern Region</b>												
Homicide	4	1	7	0	12	2	1	0	2	0	1	0
Assault	338	73	291	75	351	78	142	42	45	6	7	0
Sexual Offences	19	0	19	0	70	0	46	0	7	0	19	0
Robbery	14	2	13	0	5	2	1	0	0	0	0	0
All Other Offences Against the Person <sup>^</sup>	34	2	32	2	55	5	22	0	7	1	2	0
<b>Offences Against the Person</b>	<b>409</b>	<b>78</b>	<b>362</b>	<b>77</b>	<b>493</b>	<b>87</b>	<b>212</b>	<b>42</b>	<b>61</b>	<b>7</b>	<b>29</b>	<b>0</b>
Unlawful Entry	203	15	168	4	85	11	24	4	4	0	0	0
Arson	2	0	1	0	6	1	0	0	2	0	0	0
Other Property Damage	197	31	242	19	142	29	52	10	5	0	3	0
Motor Vehicle Theft	60	5	29	0	19	3	8	1	2	0	0	0
Other Theft (excl. Unlawful Entry)	198	73	229	31	166	55	94	19	20	5	5	4
Fraud	87	34	68	67	100	68	49	14	6	0	2	0
Handling Stolen Goods	78	9	39	8	53	11	28	8	5	1	3	0
<b>Offences Against Property</b>	<b>825</b>	<b>167</b>	<b>776</b>	<b>129</b>	<b>571</b>	<b>178</b>	<b>255</b>	<b>56</b>	<b>44</b>	<b>6</b>	<b>13</b>	<b>4</b>
<b>Northern Region</b>												
Homicide	7	2	5	3	5	0	3	0	0	0	0	0
Assault	209	54	207	34	248	68	101	23	33	5	7	1
Sexual Offences	14	0	9	0	53	2	19	0	10	0	15	0
Robbery	20	0	5	1	6	1	1	0	1	0	0	0
All Other Offences Against the Person <sup>^</sup>	22	3	21	3	22	7	8	4	3	1	0	0
<b>Offences Against the Person</b>	<b>272</b>	<b>59</b>	<b>247</b>	<b>41</b>	<b>334</b>	<b>78</b>	<b>132</b>	<b>27</b>	<b>47</b>	<b>6</b>	<b>22</b>	<b>1</b>
Unlawful Entry	133	16	64	15	74	8	11	1	2	0	0	0
Arson	1	0	1	0	4	0	0	0	0	0	0	0
Other Property Damage	316	19	84	11	93	28	35	3	2	2	2	0
Motor Vehicle Theft	42	11	25	3	29	2	2	1	4	0	0	0
Other Theft (excl. Unlawful Entry)	195	34	86	22	122	35	33	12	8	4	2	2
Fraud	90	34	90	23	110	25	75	50	47	3	0	0
Handling Stolen Goods	62	9	32	5	42	5	6	2	2	2	0	0
<b>Offences Against Property</b>	<b>839</b>	<b>123</b>	<b>382</b>	<b>79</b>	<b>474</b>	<b>103</b>	<b>162</b>	<b>69</b>	<b>65</b>	<b>11</b>	<b>4</b>	<b>2</b>
<b>Central Region</b>												
Homicide	1	0	3	0	5	1	4	0	0	1	0	0
Assault	186	38	145	30	157	42	60	18	25	1	9	1
Sexual Offences	25	0	22	0	40	0	41	0	50	0	24	1
Robbery	10	0	8	1	7	1	2	0	0	0	0	0
All Other Offences Against the Person <sup>^</sup>	23	12	14	4	28	6	19	3	18	4	2	1
<b>Offences Against the Person</b>	<b>245</b>	<b>50</b>	<b>192</b>	<b>35</b>	<b>237</b>	<b>50</b>	<b>126</b>	<b>21</b>	<b>93</b>	<b>6</b>	<b>35</b>	<b>3</b>
Unlawful Entry	221	42	78	8	128	10	12	10	5	0	3	1
Arson	1	0	8	0	6	0	1	0	1	0	0	0
Other Property Damage	216	28	110	14	126	22	26	11	13	0	2	0
Motor Vehicle Theft	50	7	29	3	41	4	5	1	1	0	1	0
Other Theft (excl. Unlawful Entry)	259	55	105	34	191	81	49	36	12	10	7	4
Fraud	101	70	168	41	242	85	90	38	15	1	3	38
Handling Stolen Goods	59	17	26	13	66	17	20	6	3	1	2	0
<b>Offences Against Property</b>	<b>907</b>	<b>219</b>	<b>524</b>	<b>113</b>	<b>800</b>	<b>219</b>	<b>203</b>	<b>102</b>	<b>50</b>	<b>12</b>	<b>18</b>	<b>43</b>
<b>North Coast Region</b>												
Homicide	3	2	9	0	7	0	2	2	1	0	2	0
Assault	225	51	191	41	263	70	94	24	25	3	21	2
Sexual Offences	22	1	21	1	107	0	49	1	71	0	54	0
Robbery	19	1	12	1	23	1	6	0	1	0	0	0
All Other Offences Against the Person <sup>^</sup>	21	5	34	9	32	7	16	2	6	0	6	1
<b>Offences Against the Person</b>	<b>290</b>	<b>60</b>	<b>267</b>	<b>52</b>	<b>432</b>	<b>78</b>	<b>167</b>	<b>29</b>	<b>104</b>	<b>3</b>	<b>83</b>	<b>3</b>
Unlawful Entry	506	19	145	19	181	40	28	8	5	1	1	1
Arson	8	1	2	0	8	0	3	0	1	0	0	0
Other Property Damage	301	20	180	23	255	90	73	8	16	10	4	1
Motor Vehicle Theft	114	13	76	15	61	8	13	5	3	0	0	0
Other Theft (excl. Unlawful Entry)	455	103	243	127	322	186	132	85	27	20	27	26
Fraud	342	156	334	241	357	120	103	120	39	28	7	10
Handling Stolen Goods	130	29	182	29	84	24	29	5	9	0	0	0
<b>Offences Against Property</b>	<b>1856</b>	<b>341</b>	<b>1162</b>	<b>454</b>	<b>1268</b>	<b>468</b>	<b>381</b>	<b>231</b>	<b>100</b>	<b>59</b>	<b>39</b>	<b>38</b>

<sup>^</sup> All Other Offences Against the Person includes the offence sub-divisions of Extortion, and Kidnapping, Abduction and Deprivation of Liberty.

\* Only those offenders whose age and sex were identified are included.

# offenders

## Regions By Age and Sex - 1999/2000\*

Offence	10 - 14		15 years		16 years		17 years		18 years		19 years	
	Male	Female	Male	Female	Male	Female	Male	Female	Male	Female	Male	Female
<b>Southern Region</b>												
Homicide	1	0	0	0	0	0	0	0	0	0	6	0
Assault	84	31	36	23	37	22	52	18	59	15	44	13
Sexual Offences	11	1	6	0	6	0	1	1	4	1	6	0
Robbery	14	14	4	2	6	5	9	0	9	1	7	1
All Other Offences Against the Person <sup>^</sup>	18	4	3	1	8	2	6	2	8	4	10	3
<b>Offences Against the Person</b>	<b>128</b>	<b>50</b>	<b>49</b>	<b>26</b>	<b>57</b>	<b>29</b>	<b>68</b>	<b>21</b>	<b>80</b>	<b>21</b>	<b>73</b>	<b>17</b>
Unlawful Entry	256	9	127	17	145	16	137	10	138	17	105	4
Arson	11	0	3	0	1	1	4	0	1	0	1	0
Other Property Damage	259	55	125	38	176	31	160	7	124	15	118	22
Motor Vehicle Theft	30	8	58	5	67	5	63	7	29	6	31	2
Other Theft (excl. Unlawful Entry)	387	199	171	78	156	83	156	41	120	34	180	17
Fraud	9	3	11	2	26	17	22	18	28	64	41	31
Handling Stolen Goods	50	9	15	5	44	5	41	11	21	12	22	7
<b>Offences Against Property</b>	<b>1002</b>	<b>283</b>	<b>510</b>	<b>145</b>	<b>615</b>	<b>158</b>	<b>583</b>	<b>94</b>	<b>461</b>	<b>148</b>	<b>498</b>	<b>83</b>
<b>South Eastern Region</b>												
Homicide	0	0	0	0	2	0	0	0	4	0	1	0
Assault	72	21	30	28	32	13	56	9	49	5	44	4
Sexual Offences	17	1	6	0	7	0	2	0	5	3	4	0
Robbery	10	8	8	1	23	0	14	2	15	6	7	0
All Other Offences Against the Person <sup>^</sup>	4	1	10	0	9	0	10	0	8	0	12	0
<b>Offences Against the Person</b>	<b>103</b>	<b>31</b>	<b>54</b>	<b>29</b>	<b>73</b>	<b>13</b>	<b>82</b>	<b>11</b>	<b>81</b>	<b>14</b>	<b>68</b>	<b>4</b>
Unlawful Entry	137	10	94	37	87	7	975	47	86	22	84	5
Arson	8	0	2	0	2	0	6	0	6	0	3	0
Other Property Damage	171	19	104	11	117	9	171	11	106	12	62	5
Motor Vehicle Theft	76	17	100	6	93	8	148	13	81	9	35	10
Other Theft (excl. Unlawful Entry)	365	368	184	125	205	74	312	56	199	38	134	27
Fraud	4	1	6	3	13	7	48	20	58	12	81	37
Handling Stolen Goods	23	6	19	3	27	4	50	5	31	6	30	10
<b>Offences Against Property</b>	<b>784</b>	<b>421</b>	<b>509</b>	<b>185</b>	<b>544</b>	<b>109</b>	<b>1710</b>	<b>152</b>	<b>567</b>	<b>99</b>	<b>429</b>	<b>94</b>
<b>Metropolitan North Region</b>												
Homicide	0	0	3	0	1	0	0	0	0	0	0	0
Assault	50	18	27	17	35	25	52	15	54	15	53	15
Sexual Offences	12	0	2	0	6	0	6	1	2	0	3	0
Robbery	11	2	16	3	7	5	18	3	8	0	24	2
All Other Offences Against the Person <sup>^</sup>	11	0	6	0	3	0	8	3	5	0	3	2
<b>Offences Against the Person</b>	<b>84</b>	<b>20</b>	<b>54</b>	<b>20</b>	<b>52</b>	<b>30</b>	<b>84</b>	<b>22</b>	<b>69</b>	<b>15</b>	<b>83</b>	<b>19</b>
Unlawful Entry	76	15	53	6	75	5	172	11	164	18	98	12
Arson	3	0	1	0	7	0	2	0	4	1	5	0
Other Property Damage	207	39	152	24	249	21	216	27	147	6	73	7
Motor Vehicle Theft	85	17	65	11	103	14	110	20	67	9	30	4
Other Theft (excl. Unlawful Entry)	300	435	202	176	302	102	301	91	212	56	158	40
Fraud	37	0	19	23	40	19	56	58	64	34	117	87
Handling Stolen Goods	43	27	49	13	53	17	64	20	49	44	43	18
<b>Offences Against Property</b>	<b>751</b>	<b>533</b>	<b>541</b>	<b>253</b>	<b>829</b>	<b>178</b>	<b>921</b>	<b>227</b>	<b>707</b>	<b>168</b>	<b>524</b>	<b>168</b>
<b>Metropolitan South Region</b>												
Homicide	0	0	0	0	1	1	0	1	1	0	3	0
Assault	68	19	49	13	41	14	50	4	34	12	31	8
Sexual Offences	9	0	4	0	1	0	5	0	1	0	1	0
Robbery	10	10	2	6	11	1	15	0	10	2	8	1
All Other Offences Against the Person <sup>^</sup>	12	3	7	3	14	1	7	0	6	1	9	0
<b>Offences Against the Person</b>	<b>99</b>	<b>32</b>	<b>62</b>	<b>22</b>	<b>68</b>	<b>17</b>	<b>77</b>	<b>5</b>	<b>52</b>	<b>15</b>	<b>52</b>	<b>9</b>
Unlawful Entry	109	27	89	8	97	4	153	11	127	14	122	6
Arson	2	0	0	1	4	0	2	0	4	0	1	0
Other Property Damage	207	54	144	49	238	47	248	15	155	13	64	5
Motor Vehicle Theft	79	31	58	36	93	10	113	15	56	13	35	5
Other Theft (excl. Unlawful Entry)	326	303	148	116	157	65	213	63	195	44	124	40
Fraud	8	5	20	56	48	12	31	22	52	23	210	27
Handling Stolen Goods	18	12	21	24	33	11	46	8	43	18	54	17
<b>Offences Against Property</b>	<b>749</b>	<b>432</b>	<b>480</b>	<b>290</b>	<b>670</b>	<b>149</b>	<b>806</b>	<b>134</b>	<b>632</b>	<b>125</b>	<b>610</b>	<b>100</b>

<sup>^</sup> All Other Offences Against the Person includes the offence sub-divisions of Extortion, and Kidnapping, Abduction and Deprivation of Liberty.

\* Only those offenders whose age and sex were identified are included.

# offenders

## Regions By Age and Sex - 1999/2000\*

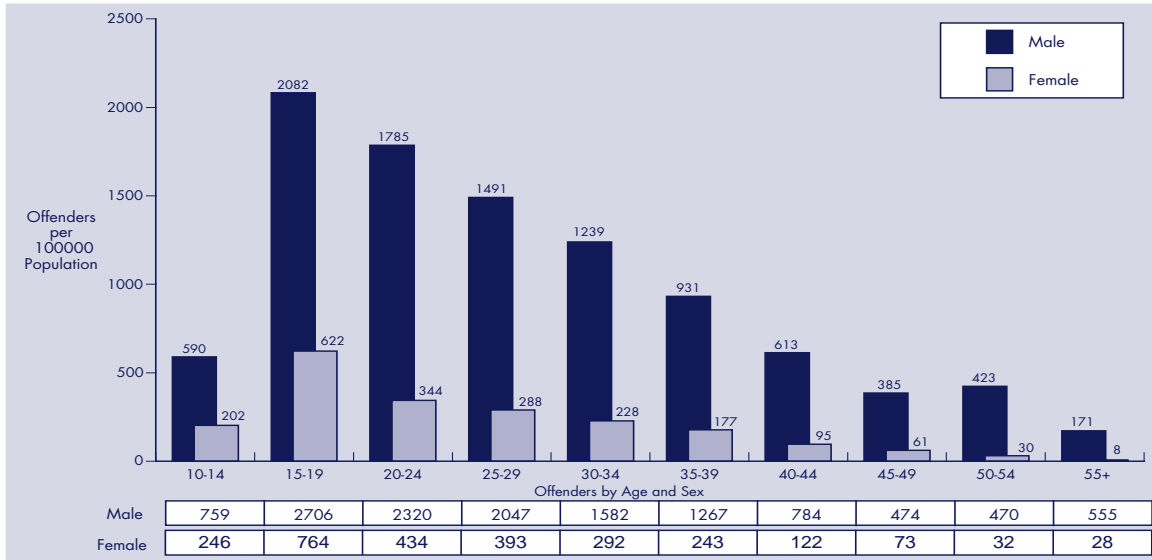
Offence	20 - 24		25 - 29		30 - 39		40 - 49		50 - 59		60 & over	
	Male	Female	Male	Female	Male	Female	Male	Female	Male	Female	Male	Female
<b>Southern Region</b>												
Homicide	5	0	6	0	4	0	3	0	1	0	3	0
Assault	188	44	163	44	192	61	78	22	29	2	7	0
Sexual Offences	20	1	31	5	48	1	49	0	40	1	25	0
Robbery	22	6	12	4	10	0	3	0	0	0	0	0
All Other Offences Against the Person <sup>^</sup>	24	12	34	3	21	2	23	1	9	0	3	0
<b>Offences Against the Person</b>	<b>259</b>	<b>63</b>	<b>246</b>	<b>56</b>	<b>275</b>	<b>64</b>	<b>156</b>	<b>23</b>	<b>79</b>	<b>3</b>	<b>38</b>	<b>0</b>
Unlawful Entry	334	62	185	28	94	22	26	1	5	1	1	0
Arson	8	0	3	1	5	0	1	1	2	0	1	0
Other Property Damage	249	22	128	18	160	56	27	2	9	2	0	0
Motor Vehicle Theft	93	12	42	7	36	9	5	0	5	0	0	0
Other Theft (excl. Unlawful Entry)	325	83	239	85	174	135	57	37	23	10	6	6
Fraud	236	98	224	167	187	92	86	21	15	5	10	2
Handling Stolen Goods	99	29	85	32	54	26	21	11	3	1	3	0
<b>Offences Against Property</b>	<b>1344</b>	<b>306</b>	<b>906</b>	<b>338</b>	<b>710</b>	<b>340</b>	<b>223</b>	<b>73</b>	<b>62</b>	<b>19</b>	<b>21</b>	<b>8</b>
<b>South Eastern Region</b>												
Homicide	2	0	5	8	5	2	4	0	8	0	1	0
Assault	207	34	180	34	241	62	91	19	26	6	15	0
Sexual Offences	13	0	47	4	98	2	66	1	57	1	34	0
Robbery	34	3	38	2	30	5	4	0	2	0	0	0
All Other Offences Against the Person <sup>^</sup>	21	5	27	5	38	4	21	4	9	0	8	0
<b>Offences Against the Person</b>	<b>277</b>	<b>42</b>	<b>297</b>	<b>53</b>	<b>412</b>	<b>75</b>	<b>186</b>	<b>24</b>	<b>102</b>	<b>7</b>	<b>58</b>	<b>0</b>
Unlawful Entry	316	30	371	23	153	14	58	5	3	1	1	0
Arson	5	0	3	0	2	0	2	0	2	0	0	0
Other Property Damage	312	35	252	20	209	45	45	8	13	1	5	1
Motor Vehicle Theft	177	13	184	14	82	10	34	2	5	0	0	0
Other Theft (excl. Unlawful Entry)	627	161	474	168	395	181	131	67	42	24	21	12
Fraud	270	299	648	235	372	267	170	164	85	24	4	8
Handling Stolen Goods	143	42	137	32	122	35	54	10	11	2	3	0
<b>Offences Against Property</b>	<b>1850</b>	<b>580</b>	<b>2069</b>	<b>492</b>	<b>1335</b>	<b>552</b>	<b>494</b>	<b>256</b>	<b>161</b>	<b>52</b>	<b>34</b>	<b>21</b>
<b>Metropolitan North Region</b>												
Homicide	7	0	8	1	8	0	3	2	1	0	0	0
Assault	248	44	169	30	211	51	80	11	28	6	6	0
Sexual Offences	18	0	27	1	32	0	40	0	59	0	32	0
Robbery	62	2	21	3	36	4	6	0	0	0	0	0
All Other Offences Against the Person <sup>^</sup>	28	4	27	10	64	7	23	2	11	1	2	0
<b>Offences Against the Person</b>	<b>363</b>	<b>50</b>	<b>252</b>	<b>45</b>	<b>351</b>	<b>62</b>	<b>152</b>	<b>15</b>	<b>99</b>	<b>7</b>	<b>40</b>	<b>0</b>
Unlawful Entry	428	27	325	36	108	20	24	5	2	0	0	0
Arson	2	0	2	1	2	0	0	1	0	0	0	0
Other Property Damage	337	26	166	20	139	35	20	12	9	0	4	0
Motor Vehicle Theft	158	16	92	12	72	16	18	1	2	0	0	0
Other Theft (excl. Unlawful Entry)	758	183	476	134	313	167	77	77	30	27	24	21
Fraud	465	243	518	379	475	301	201	61	107	4	2	4
Handling Stolen Goods	223	75	248	63	178	49	56	20	12	1	6	1
<b>Offences Against Property</b>	<b>2371</b>	<b>570</b>	<b>1827</b>	<b>645</b>	<b>1287</b>	<b>588</b>	<b>396</b>	<b>177</b>	<b>162</b>	<b>32</b>	<b>36</b>	<b>26</b>
<b>Metropolitan South Region</b>												
Homicide	7	0	4	1	7	2	3	1	0	1	0	0
Assault	112	22	108	17	158	30	74	10	30	3	8	0
Sexual Offences	17	1	25	2	75	0	34	0	56	0	28	2
Robbery	49	5	23	11	18	4	3	0	2	0	0	0
All Other Offences Against the Person <sup>^</sup>	20	4	24	3	57	5	13	3	10	0	1	8
<b>Offences Against the Person</b>	<b>205</b>	<b>32</b>	<b>184</b>	<b>34</b>	<b>315</b>	<b>41</b>	<b>127</b>	<b>14</b>	<b>98</b>	<b>4</b>	<b>37</b>	<b>10</b>
Unlawful Entry	759	37	200	25	148	12	40	8	2	0	3	0
Arson	10	0	3	0	2	5	3	0	2	1	0	0
Other Property Damage	266	26	155	22	346	231	41	7	8	0	4	1
Motor Vehicle Theft	160	30	129	25	88	7	21	3	6	1	2	0
Other Theft (excl. Unlawful Entry)	471	130	273	125	448	319	68	62	29	12	22	11
Fraud	358	239	333	157	779	98	110	55	66	39	1	1
Handling Stolen Goods	179	40	150	51	85	27	39	12	8	2	1	1
<b>Offences Against Property</b>	<b>2203</b>	<b>502</b>	<b>1243</b>	<b>405</b>	<b>1896</b>	<b>699</b>	<b>322</b>	<b>147</b>	<b>121</b>	<b>55</b>	<b>33</b>	<b>14</b>

<sup>^</sup> All Other Offences Against the Person includes the offence sub-divisions of Extortion, and Kidnapping, Abduction and Deprivation of Liberty.

\* Only those offenders whose age and sex were identified are included.

# offenders

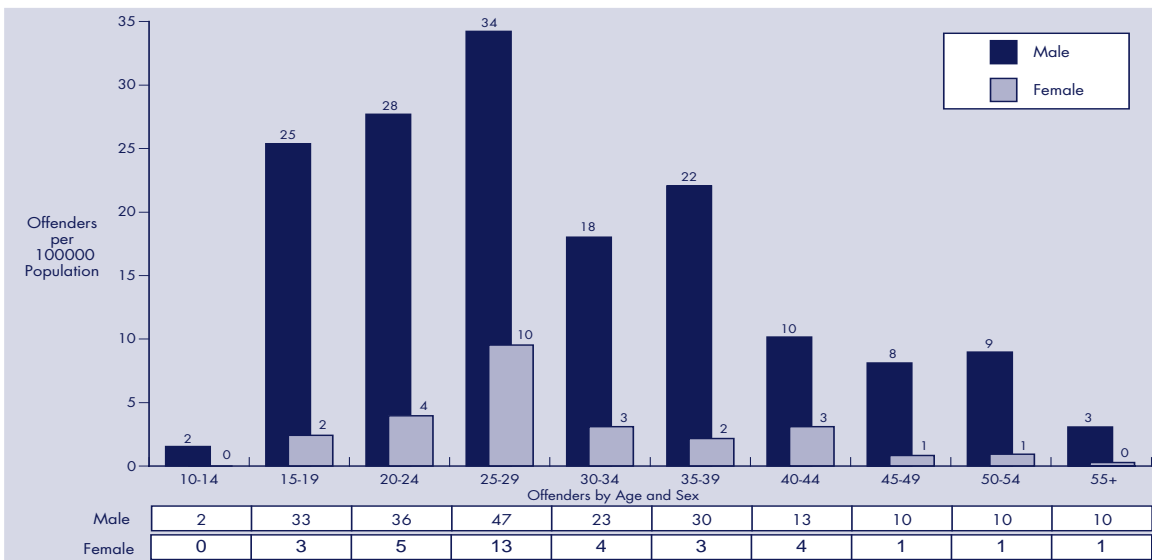
## Offences Against the Person - 1999/2000\*



At every age group, males were more likely than females to commit Offences Against the Person with males aged fifteen to nineteen years most likely to offend. Of those proceeded against for person

offences, 82% were male. As with most offence types, the likelihood of offending decreased significantly with increasing age for both males and females.

## Homicide - 1999/2000\*



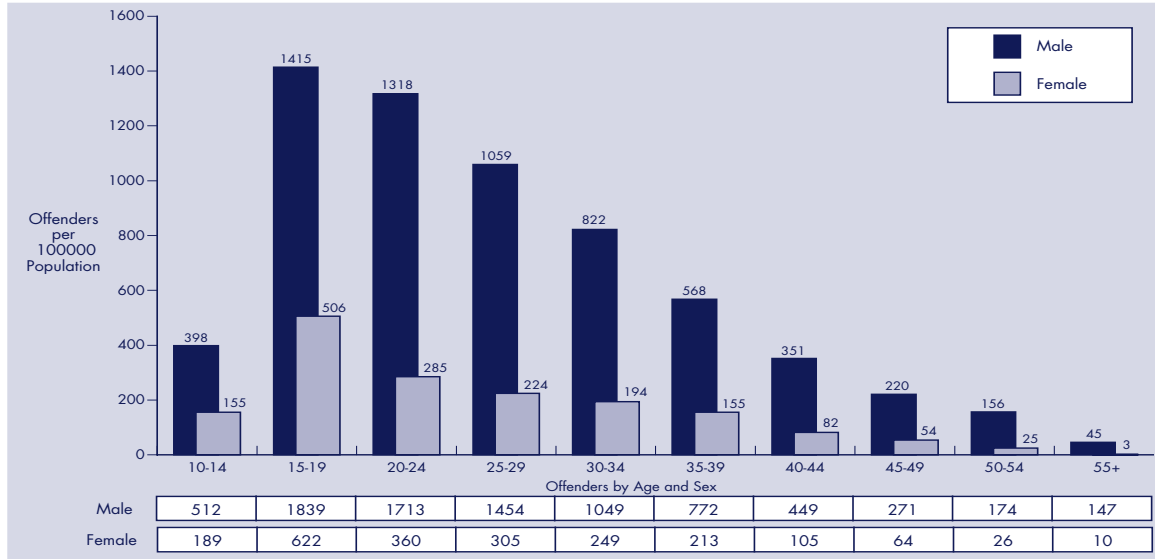
Males aged twenty-five to twenty-nine years were most likely to commit Homicide offences. At every age, males committed more offences than females. In total, only 14% of those proceeded against for

Homicide offences were female; and this figure is lower than the 21% reported for the 1998/99 financial year.

\* Only those offenders whose age and sex were identified are included.

# offenders

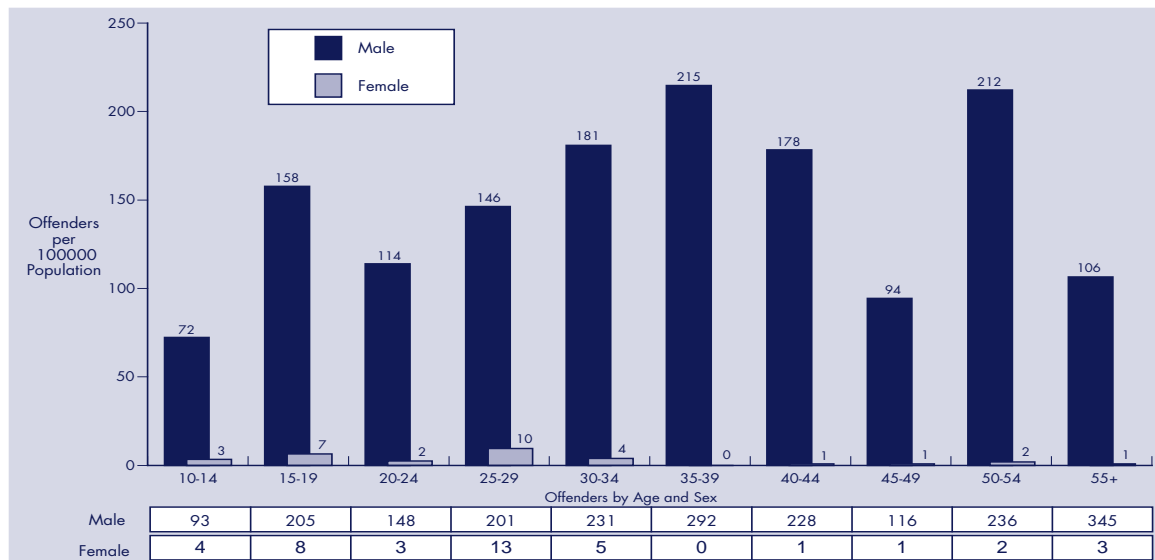
## Assault - 1999/2000\*



As with most offence types, the likelihood of committing Assault offences decreases with increasing age for both males and females. Approximately 80% of offenders were male. In

fact, just under 50% of offenders were male aged fifteen to twenty-nine years. For males and females, the likelihood of offending decreased markedly with increasing age.

## Sexual Offences - 1999/2000\*



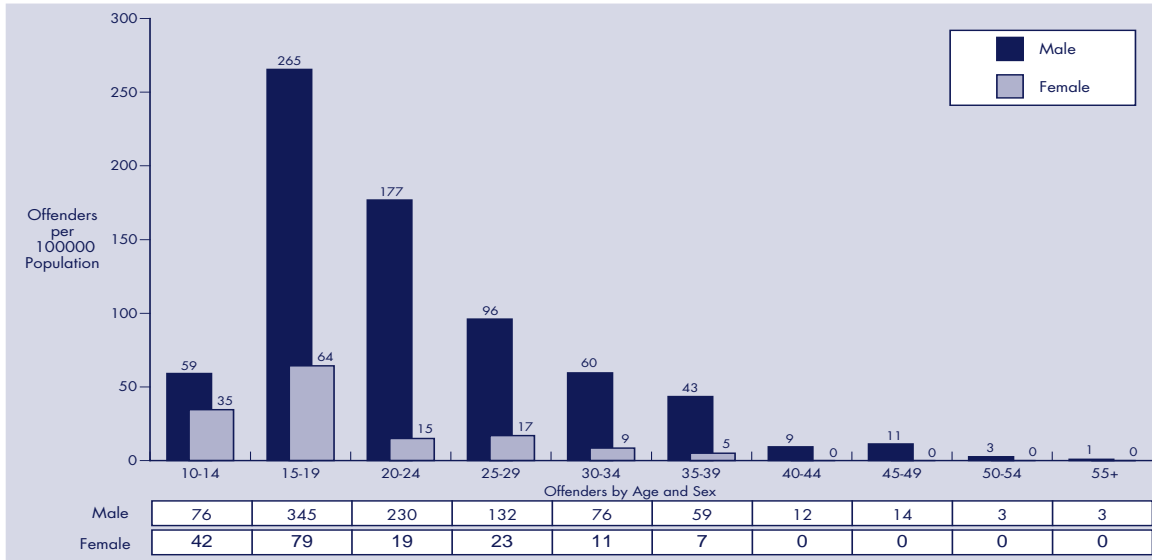
Sexual Offences are unique in that the likelihood of offending does not decrease with increasing age. The age distribution of offenders is approximately uniform with the risk of offending similar for all age

groups. In addition, most offences, 98%, are committed by males. In total, only forty female offenders were proceeded against during the 1999/00 financial year.

\* Only those offenders whose age and sex were identified are included.

# offenders

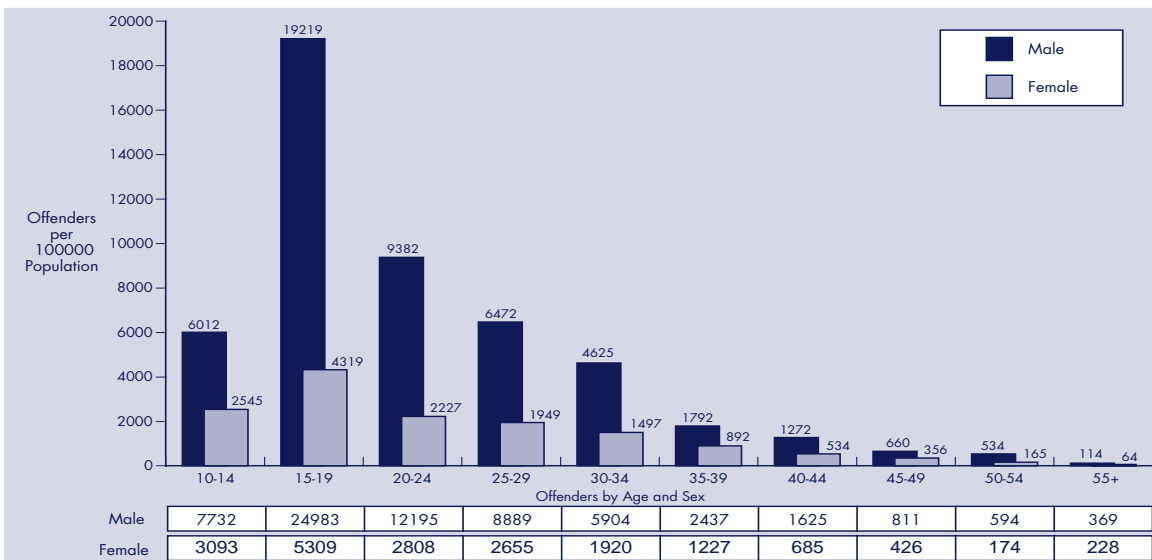
## Robbery - 1999/2000\*



Only 3% of offenders were aged forty years or more and all of these were male. Thus, of those proceeded against for Robbery offences, most were in the fifteen to twenty-nine year age group.

Approximately 84% of offenders were male and those in the fifteen to nineteen age group were more likely to be proceeded against for both males and females.

## Offences Against Property - 1999/2000\*



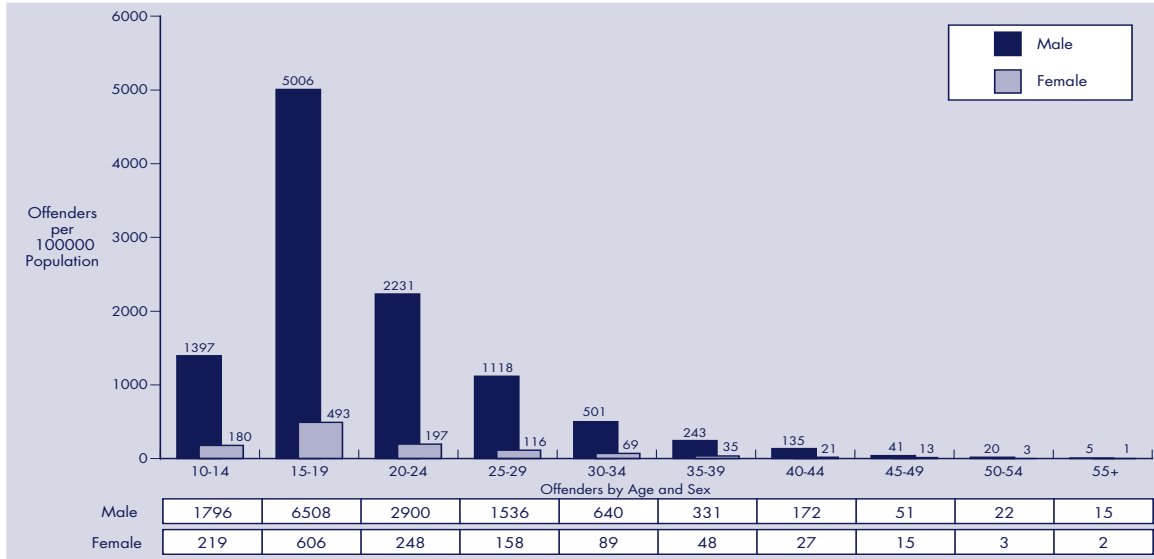
Males aged fifteen to nineteen years were over four times more likely to commit Offences Against Property than females in the same age group. In total, only 22% of offenders were female; this

figure is only slightly higher than that reported in 1998/99. At every age, males were more likely than females to be proceeded against for Offences Against Property.

\* Only those offenders whose age and sex were identified are included.

# offenders

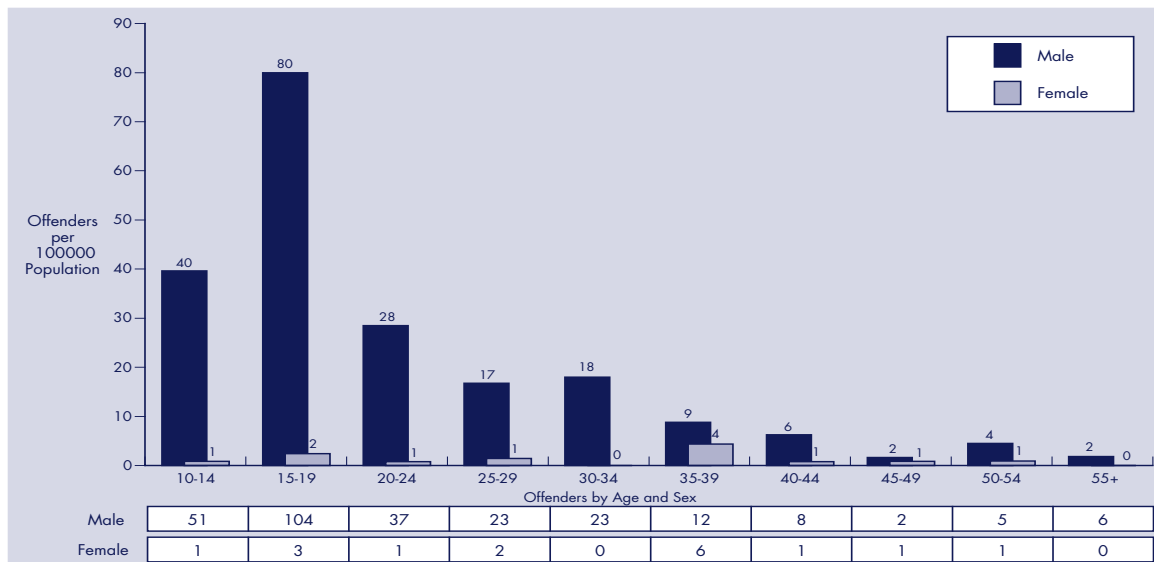
## Unlawful Entry - 1999/2000\*



As with most offence types, a large proportion of Unlawful Entry offenders were male aged fifteen to nineteen years. Very few offences were committed by persons in older age groups (over forty years)

and only 9% of offenders were female. Just over 73% of offenders were male aged between ten and twenty-four years inclusive.

## Arson - 1999/2000\*



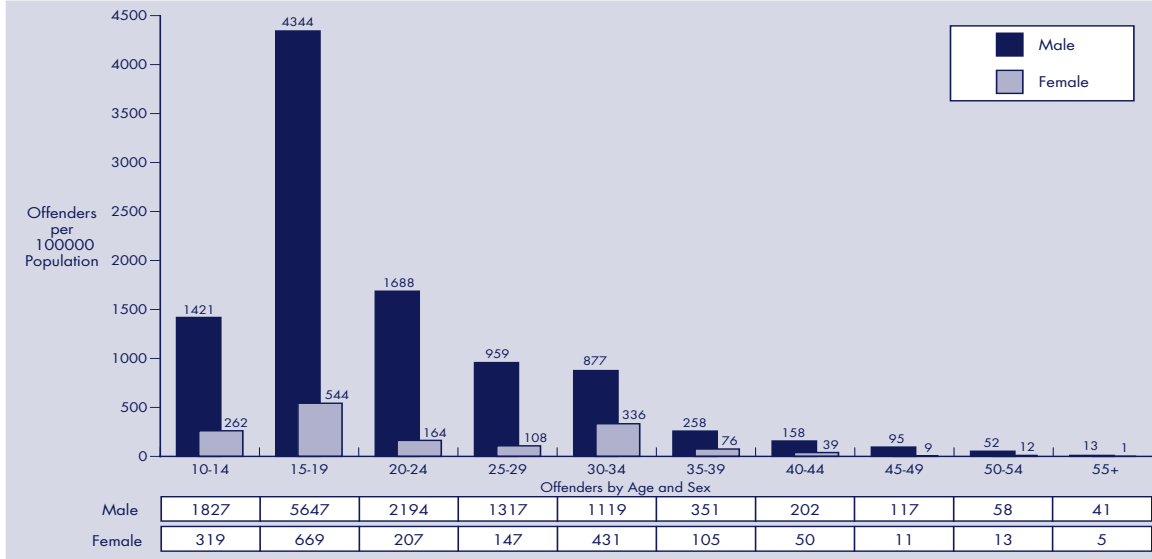
Approximately 67% of those proceeded against for Arson offences were male aged between ten and twenty-four years. While only 16% of offenders were female, the largest proportion of them were

aged thirty-five to thirty-nine years. As with most property offences, very few offenders were recorded in older age groups (over forty-five years).

\* Only those offenders whose age and sex were identified are included.

# offenders

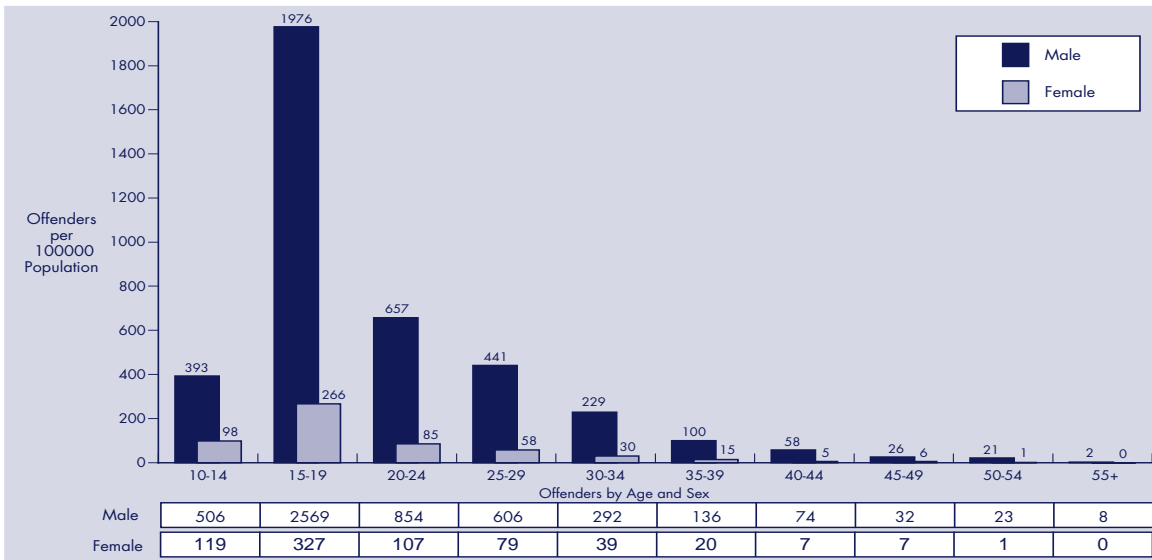
## Other Property Damage - 1999/2000\*



As with most Property offences, the largest proportion of Other Property Damage offenders were male aged between fifteen and nineteen years. At every age, males were more likely to offend than

females. In addition, as with most property offences, there were very few offenders in the older age groups. In fact, 83% of offenders were aged under thirty years.

## Motor Vehicle Theft - 1999/2000\*



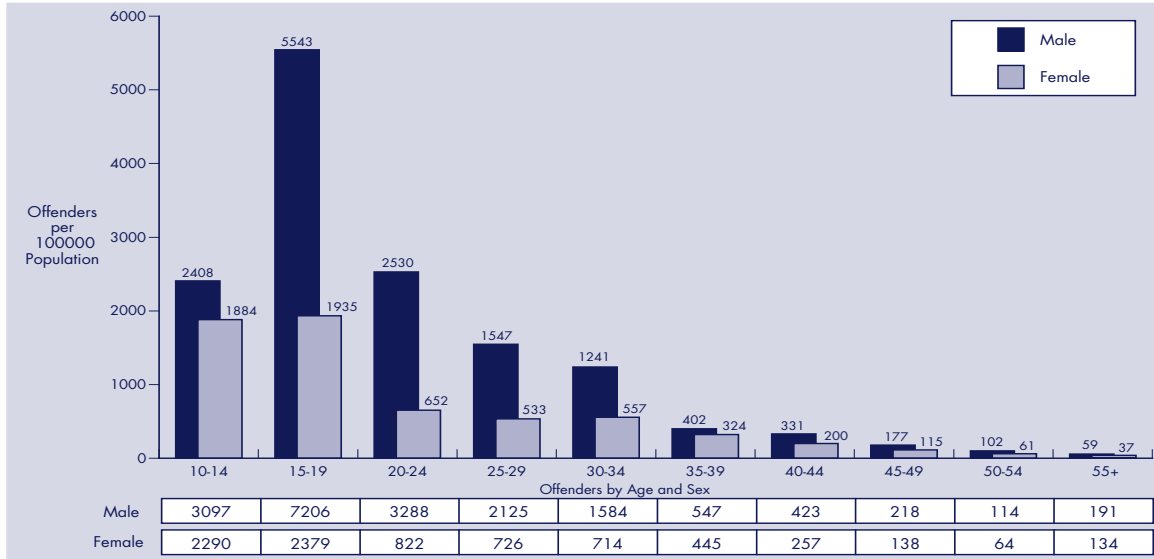
Approximately 50% of Motor Vehicle Theft offenders were aged fifteen to nineteen years. While only 12% of offenders were female, almost half of them were aged fifteen to nineteen years.

There were very few offenders in the older age groups (40 years and over) proceeded against for Motor Vehicle Theft.

\* Only those offenders whose age and sex were identified are included.

# offenders

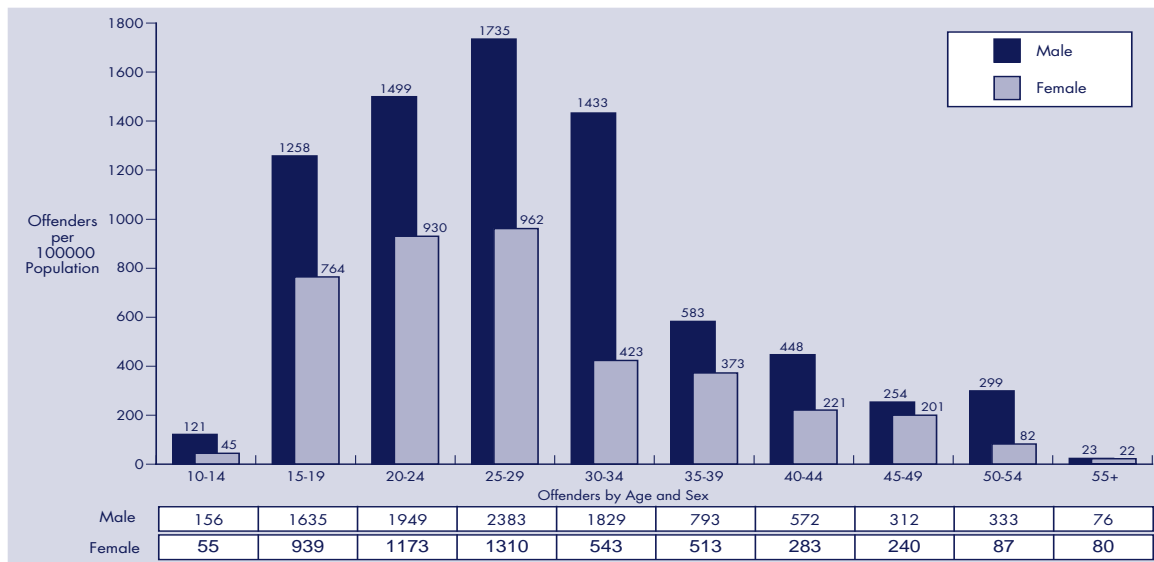
## Other Theft (excluding Unlawful Entry) - 1999/2000\*



The Other Theft offence category is one of a small number of property offences committed by a substantial proportion of females. In 1999/00,

30% of offenders were female. Approximately 71% of offenders were in the younger age groups (under twenty-five years).

## Fraud - 1999/2000\*



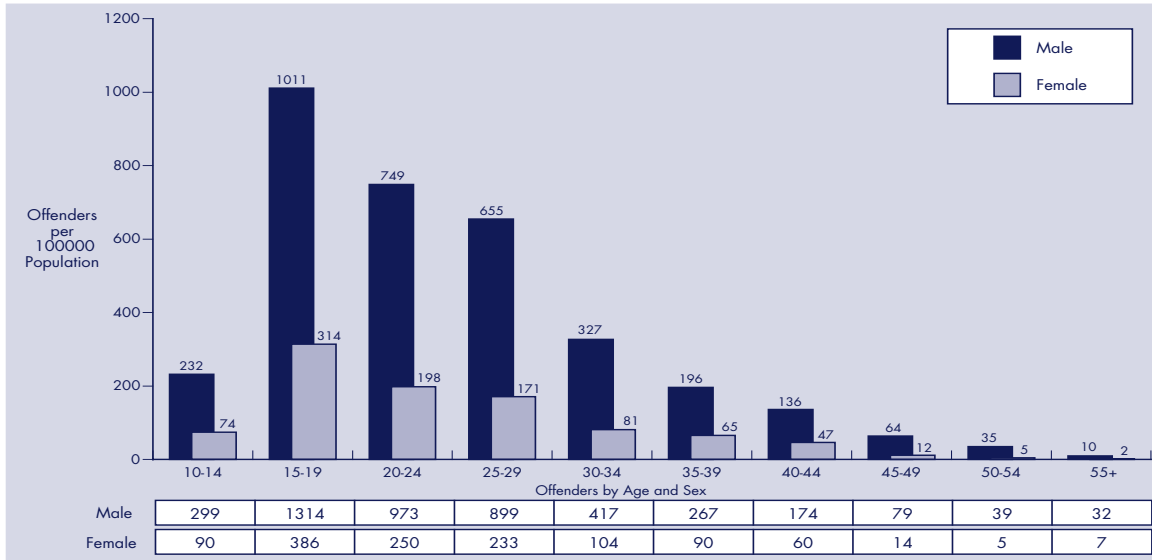
Fraud is another of the property offences for which a relatively high proportion of offenders are female. In 1999/00, 34% of those proceeded against for Fraud were female. Those aged in the

twenty-five to twenty-nine age group were most likely to be actioned against for both males and females.

\* Only those offenders whose age and sex were identified are included.

# offenders

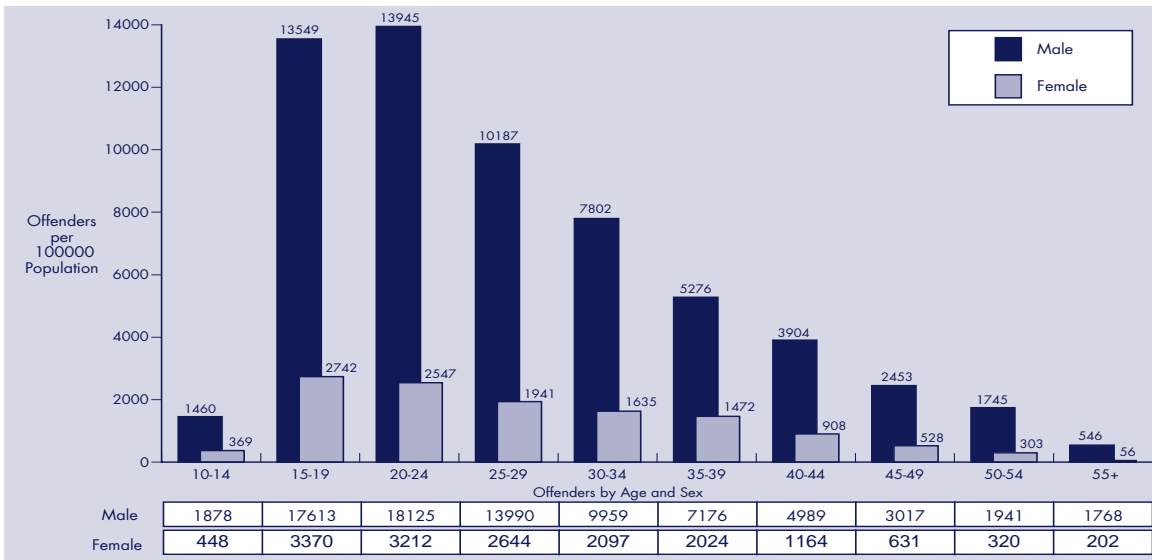
## Handling Stolen Goods - 1999/2000\*



In all age groups, males were more likely than females to be proceeded against for Handling Stolen Goods offences. Males and females in the fifteen to nineteen age group were more likely to

offend compared with those in other age groups. As with most offence types, the risk of offending decreased significantly with increasing age as is evidenced by the graph above.

## Other Offences - 1999/2000\*



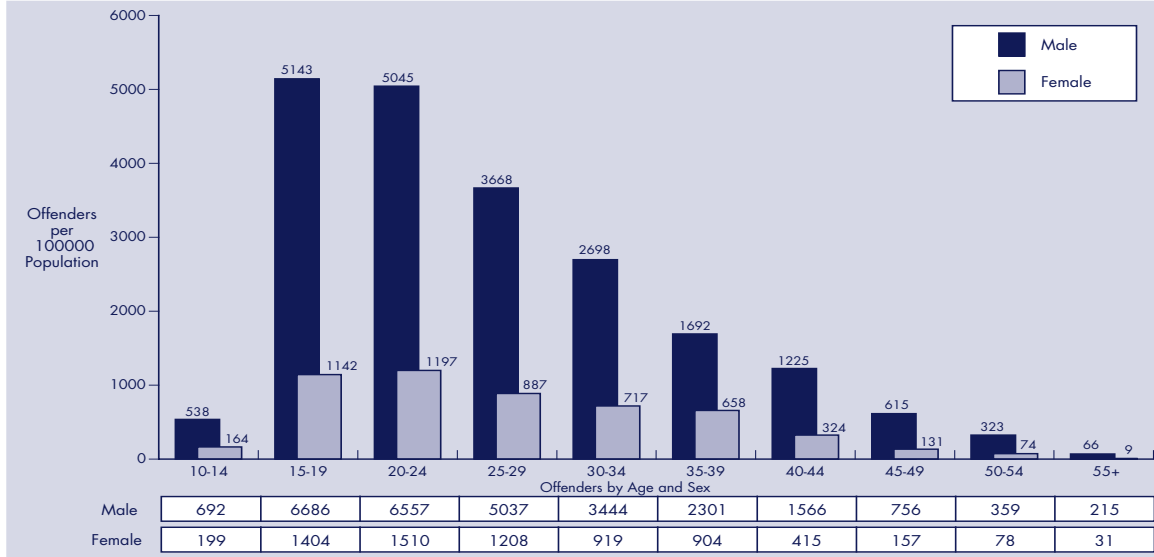
The larger majority (83%) of those actioned against for Other Offences were male with those in the fifteen to nineteen and twenty-four to twenty-five

age groups comprising 37% of offenders proceeded against in 1999/00.

\* Only those offenders whose age and sex were identified are included.

# offenders

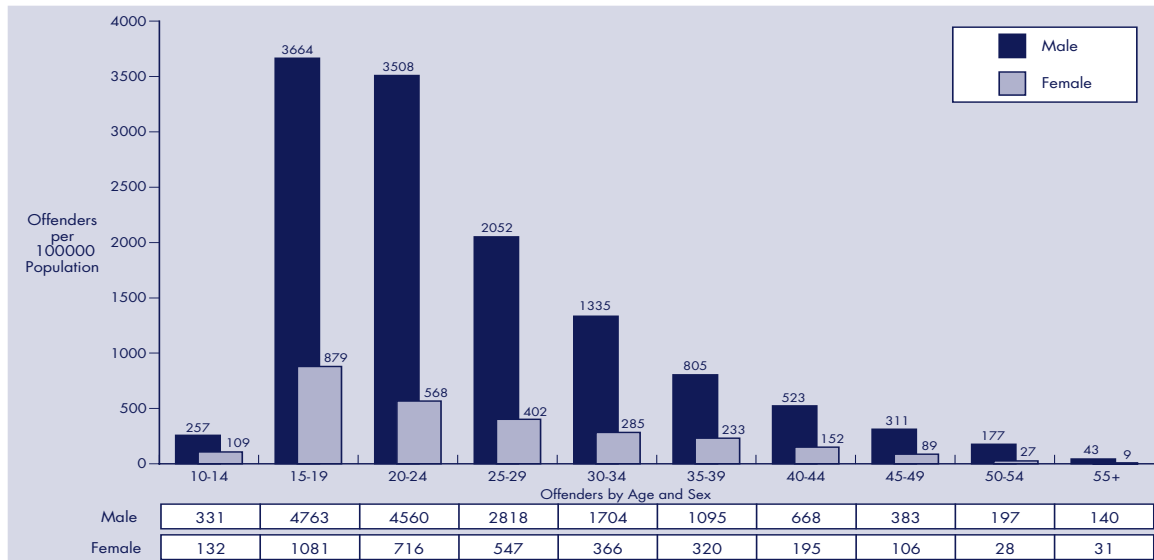
## Drug Offences - 1999/2000\*



Approximately 80% of those proceeded against for Drug Offences were male, with the majority aged between fifteen and twenty-four years inclusive. Females in the fifteen to twenty-four year age

bracket were also more likely to offend compared with those in other age groups. Unlike other offence categories, a sizeable proportion (10%) of offenders were aged over forty years.

## Good Order Offences - 1999/2000\*



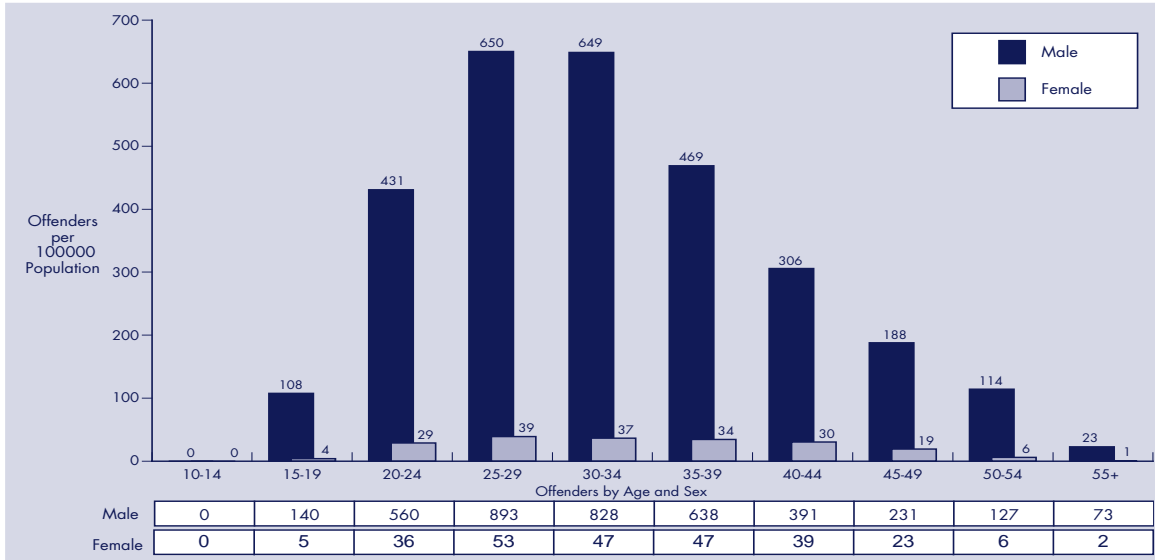
Patterns of offending for Good Order offences are typical of those displayed in most offence categories. The largest majority of offenders were

male (83%) with those in the fifteen to nineteen age group most likely to offend. As age increases, the likelihood of offending decreases.

\* Only those offenders whose age and sex were identified are included.

# offenders

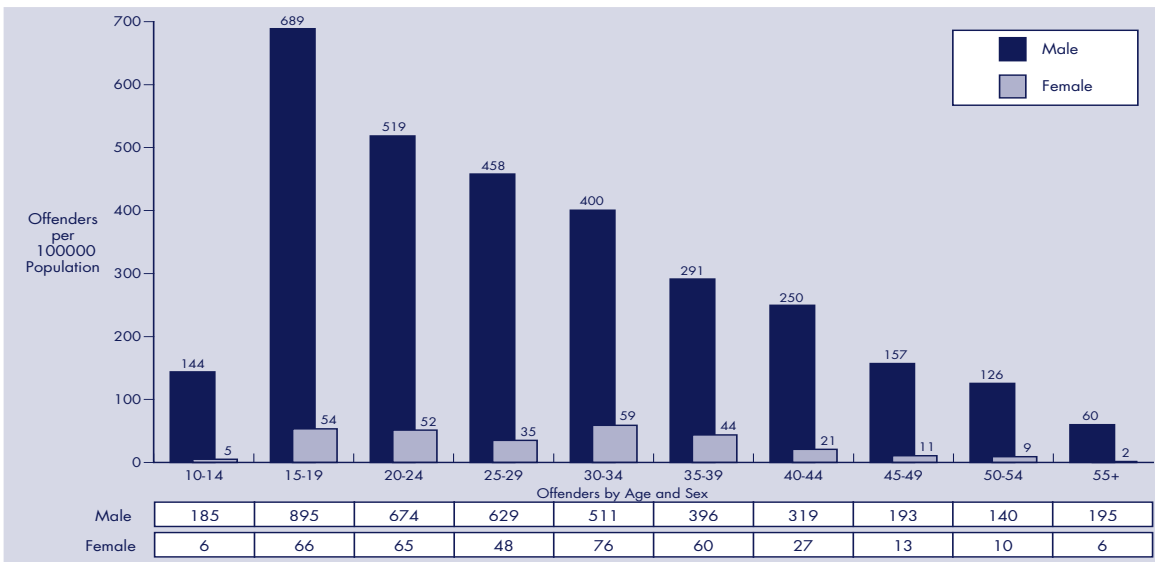
## Breach Domestic Violence Protection Order - 1999/2000\*



Approximately 94% of those proceeded against for Breach of Domestic Violence Protection Orders were male and most were aged between twenty-five and thirty-four years. Unlike other offence

categories, a significant proportion of offenders (22%) were in the older age groups (forty years and over).

## Weapons Act Offences - 1999/2000\*



Over 91% of those actioned against for Weapons Act Offences were male and most were aged fifteen to nineteen years, although a significant proportion were aged over forty years. For females, those in the thirty to thirty-four year age

group were most likely to offend. As is evidenced in the graph above, for both males and females, the risk of offending decreased significantly as age increased.

\* Only those offenders whose age and sex were identified are included.