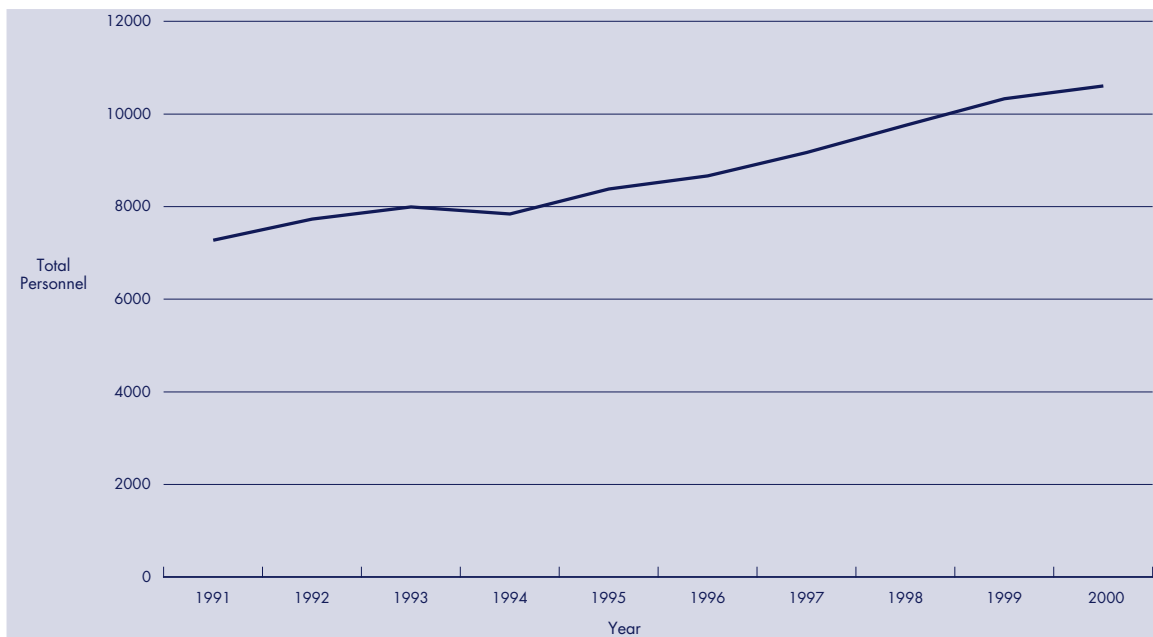


# Personnel

This section provides statistics pertaining to personnel within the Police Service. All data contained in this section were provided by the Human Resource Management Branch of the Queensland Police Service, unless otherwise noted.

## Total Police Service Personnel - 30 June



# personnel

## Personnel by Rank/Classification at 30 June

Rank/Classification	1999			2000		
	Male	Female	Persons	Male	Female	Persons
<b>Police Personnel</b>						
<b>Executive Officers</b>	<b>14</b>	<b>0</b>	<b>14</b>	<b>14</b>	<b>0</b>	<b>14</b>
Commissioner	1	0	1	1	0	1
Deputy Commissioner	1	0	1	1	0	1
Assistant Commissioner	12	0	12	12	0	12
<b>Commissioned Officers</b>	<b>283</b>	<b>16</b>	<b>299</b>	<b>292</b>	<b>16</b>	<b>308</b>
Chief Superintendent	12	0	12	14	1	15
Superintendent	33	2	35	32	1	33
Inspector	238	14	252	246	14	260
<b>Non-Commissioned Officers</b>	<b>1990</b>	<b>123</b>	<b>2113</b>	<b>2026</b>	<b>141</b>	<b>2167</b>
Senior Sergeant	425	26	451	445	26	471
Sergeant	1565	97	1662	1581	115	1696
<b>Constables</b>	<b>3703</b>	<b>1049</b>	<b>4752</b>	<b>3773</b>	<b>1159</b>	<b>4932</b>
Senior Constable	1893	314	2207	1957	357	2314
Constable	1810	735	2545	1816	802	2618
<b>Total Police Officers</b>	<b>5990</b>	<b>1188</b>	<b>7178</b>	<b>6105</b>	<b>1316</b>	<b>7421</b>
Recruits in Training	216	125	341	174	105	279
<b>Total Police Personnel</b>	<b>6206</b>	<b>1313</b>	<b>7519</b>	<b>6279</b>	<b>1421</b>	<b>7700</b>
<b>Public Service Officers*</b>						
<b>Senior Executive Service/Senior Officer</b>	<b>16</b>	<b>1</b>	<b>17</b>	<b>14</b>	<b>1</b>	<b>15</b>
Deputy Chief Executive	1	0	1	1	0	1
Director	5	0	5	6	0	6
Senior Officer	10	1	11	7	1	8
<b>Other Officers</b>	<b>527</b>	<b>1526</b>	<b>2053</b>	<b>553</b>	<b>1571</b>	<b>2124</b>
Administrative Officer	444	1455	1899	466	1483	1949
Technical Officer	14	13	27	14	15	29
Professional Officer	67	58	125	71	73	144
Operational Officer	2	0	2	2	0	2
<b>Total Public Service Officers</b>	<b>543</b>	<b>1527</b>	<b>2070</b>	<b>567</b>	<b>1572</b>	<b>2139</b>
<b>General Employees</b>						
Communication Room Operators	82	117	199	78	121	199
Police Liaison Officers	63	35	98	65	43	108
Assistant Watchhouse Officers	0	0	0	10	5	15
Queensland ATSI Police	0	0	0	12	3	15
Trainees - Justice Studies	9	8	17	7	4	11
Trainees - Office	40	46	86	19	56	75
Pilots	6	0	6	6	0	6
General Wages Staff	121	102	223	118	128	246
Trade and Trade Related	60	0	60	61	0	61
Casual	8	41	49	6	26	32
<b>Total Other Personnel</b>	<b>389</b>	<b>349</b>	<b>738</b>	<b>382</b>	<b>386</b>	<b>768</b>
<b>All Personnel</b>						
<b>Total All Personnel</b>	<b>7138</b>	<b>3189</b>	<b>10327</b>	<b>7228</b>	<b>3379</b>	<b>10607</b>

\* Includes temporary employees occupying Public Service positions.

# personnel

## Separations by Rank/Classification - 1999/2000

Rank/Classification	Retirements				Other Separations					Total
	Compulsory	Post Age 55	VER	Medical Grounds	Resignation	Death	Dismissal	Scheduled Completion	Transfer to other Govt Agencies	
<b>Police Personnel</b>										
<b>Executive Officers</b>	<b>0</b>	<b>1</b>	<b>0</b>	<b>0</b>	<b>0</b>	<b>0</b>	<b>0</b>	<b>0</b>	<b>n/a</b>	<b>1</b>
Commissioner	0	0	0	0	0	0	0	0	n/a	0
Deputy Commissioner	0	1	0	0	0	0	0	0	n/a	1
Assistant Commissioner	0	0	0	0	0	0	0	0	n/a	0
<b>Commissioned Officers</b>	<b>2</b>	<b>13</b>	<b>0</b>	<b>2</b>	<b>5</b>	<b>0</b>	<b>0</b>	<b>0</b>	<b>n/a</b>	<b>22</b>
Chief Superintendent	0	2	0	0	0	0	0	0	n/a	2
Superintendent	0	1	0	0	0	0	0	0	n/a	1
Inspector	2	10	0	2	5	0	0	0	n/a	19
<b>Non-Commissioned Officers</b>	<b>5</b>	<b>27</b>	<b>0</b>	<b>22</b>	<b>37</b>	<b>1</b>	<b>3</b>	<b>0</b>	<b>n/a</b>	<b>95</b>
Senior Sergeant	3	10	0	3	8	1	0	0	n/a	25
Sergeant	2	17	0	19	29	0	3	0	n/a	70
<b>Constables</b>	<b>0</b>	<b>2</b>	<b>0</b>	<b>27</b>	<b>103</b>	<b>2</b>	<b>5</b>	<b>0</b>	<b>n/a</b>	<b>139</b>
Senior Constable *	0	1	0	18	40	1	1	0	n/a	61
Constable ^	0	1	0	9	63	1	4	0	n/a	78
<b>Total Police Officers</b>	<b>7</b>	<b>43</b>	<b>0</b>	<b>51</b>	<b>145</b>	<b>3</b>	<b>8</b>	<b>0</b>	<b>n/a</b>	<b>257</b>
<b>Public Service Officers*</b>										
<b>Senior Executive Service/Senior Officer</b>	<b>n/a</b>	<b>0</b>	<b>0</b>	<b>0</b>	<b>0</b>	<b>0</b>	<b>0</b>	<b>0</b>	<b>1</b>	<b>1</b>
Deputy Chief Executive	n/a	0	0	0	0	0	0	0	0	0
Director	n/a	0	0	0	0	0	0	0	0	0
Senior Officer	n/a	0	0	0	0	0	0	0	1	1
<b>Other Officers</b>	<b>n/a</b>	<b>4</b>	<b>0</b>	<b>5</b>	<b>168</b>	<b>2</b>	<b>1</b>	<b>67</b>	<b>47</b>	<b>294</b>
Administrative Officer	n/a	3	0	5	149	2	1	60	41	261
Technical Officer	n/a	0	0	0	3	0	0	0	0	3
Professional Officer	n/a	1	0	0	16	0	0	7	6	30
Operational Officer	n/a	0	0	0	0	0	0	0	0	0
<b>Total Public Service Officers</b>	<b>n/a</b>	<b>4</b>	<b>0</b>	<b>5</b>	<b>168</b>	<b>2</b>	<b>1</b>	<b>67</b>	<b>48</b>	<b>295</b>
<b>General Employees</b>										
Communication Room Operators	n/a	0	0	0	14	0	0	4	2	20
Police Liaison Officers	n/a	0	0	1	8	1	0	0	0	10
Assistant Watchhouse Officers	n/a	0	0	0	0	0	0	0	0	0
Queensland ATSI Police	n/a	0	0	0	0	0	0	0	0	0
Trainees - Justice Studies	n/a	0	0	0	2	0	0	14	0	16
Trainees - Office	n/a	0	0	0	16	0	1	49	0	66
Pilots	n/a	0	0	0	0	0	0	0	0	0
General Wages Staff	n/a	2	0	1	24	0	2	2	1	32
Trade and Trade Related	n/a	0	0	0	8	0	0	0	0	8
Casual	n/a	3	0	1	9	0	0	2	0	15
<b>Total Other Personnel</b>	<b>n/a</b>	<b>5</b>	<b>0</b>	<b>3</b>	<b>81</b>	<b>1</b>	<b>3</b>	<b>71</b>	<b>3</b>	<b>167</b>
<b>All Personnel</b>										
<b>Total All Personnel</b>	<b>7</b>	<b>52</b>	<b>0</b>	<b>59</b>	<b>394</b>	<b>6</b>	<b>12</b>	<b>138</b>	<b>51</b>	<b>719</b>

\* Includes temporary employees occupying Public Service positions.

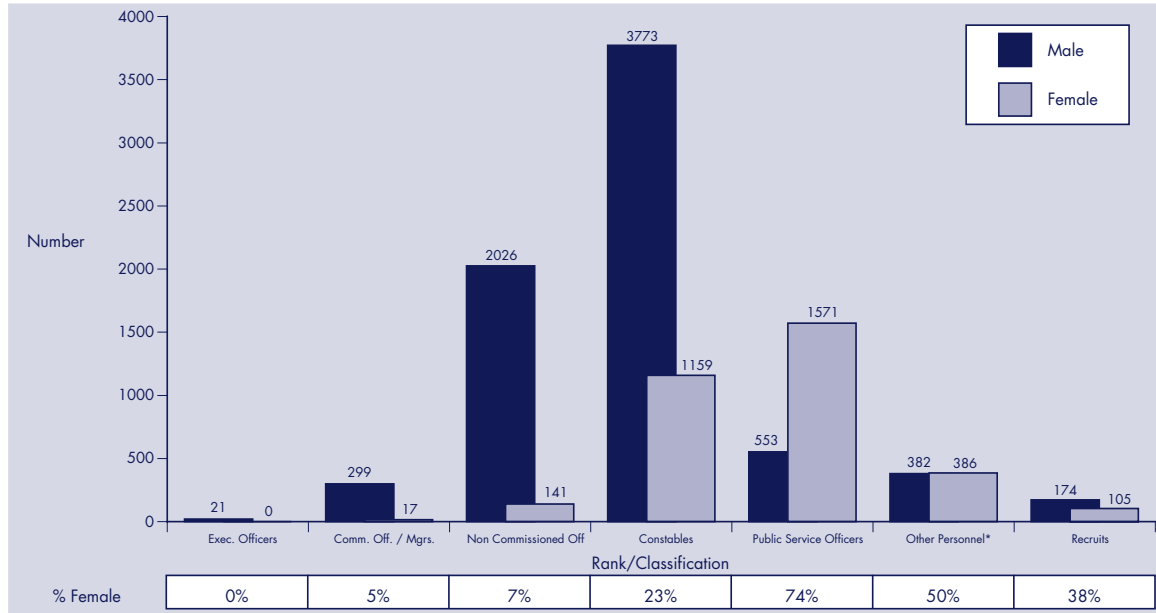
VER - Voluntary Early Retirement.

\* Numbers increased by 1 for a dismissal which occurred during 1998/99.

^ Numbers increased by 1 for a resignation which occurred during 1998/99.

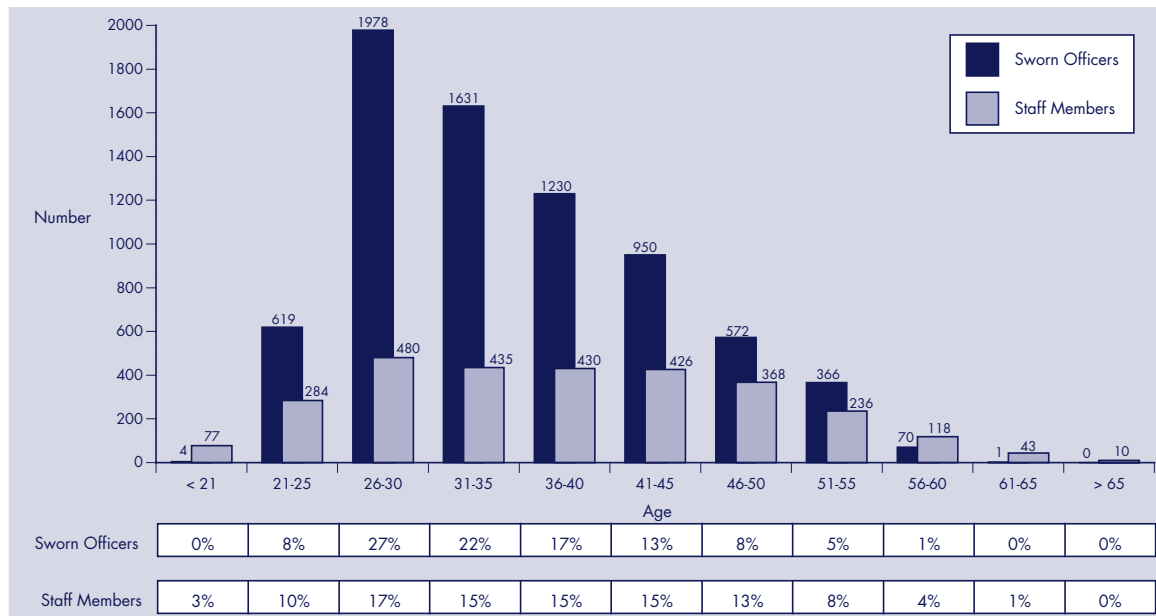
# personnel

## Personnel by Gender - 30 June 2000



\* Other Personnel includes Communication Room Operators, Police Liaison Officers, Assistant Watchhouse Officers, Queensland ATSI Police, Trainees, Pilots, General Wages Staff, Trade and Trade Related and Casual staff.

## Personnel by Age - 30 June 2000



## personnel

### Sworn Officers Promotions, Transfers and Review 1999/2000

	Promotion	Transfer*	Lateral Transfer	Disciplinary / Suspension / Stand-down <sup>+</sup>	Total
<b>Decisions</b>	<b>339</b>	<b>205</b>	<b>1800</b>	<b>42</b>	<b>2386</b>
Decisions Reviewed	97	24	6	11	<b>138</b>
Percent of Decisions Reviewed	28.6	11.7	0.3	26.2	<b>5.9</b>
<b>Reviews lodged</b>	<b>146</b>	<b>32</b>	<b>6</b>	<b>11</b>	<b>195</b>
Upheld	0	0	0	3	<b>3</b>
Dismissed	42	9	0	2	<b>53</b>
Lapsed/Out of order/No jurisdiction	1	1	2	4	<b>8</b>
Withdrawn	65	20	3	0	<b>88</b>
Re-assessed	8	0	0	0	<b>8</b>
Outstanding	30	2	1	2	<b>35</b>

\* Excludes the initial allocation of Recruits.

+ Disciplinary reviews restricted to Breaches of Discipline only.

### Police Recruitment Appointment by Gender

Type of Appointment	1998/99			1999/00		
	Male	Female	Total	Male	Female	Total
<b>Sworn-In</b>	<b>369</b>	<b>184</b>	<b>553</b>	<b>322</b>	<b>176</b>	<b>498</b>
Recruit - PROVE Program <sup>+</sup>	310	174	484	253	159	412
Recruit - Abridged Program <sup>^</sup>	53	9	62	65	16	81
Other	6	1	7	4	1	5
<b>Intake</b>	<b>395</b>	<b>200</b>	<b>595</b>	<b>302</b>	<b>169</b>	<b>471</b>

<sup>^</sup> Former Police Officers put through Police Operational Conversion (POC) Course.

<sup>+</sup> PROVE - Police Recruit Operational Vocational Education Course for new recruits.