

Victims of Crime

This section contains detailed information relating to victims of Offences Against the Person. They do not provide a unique victim count as one person may be counted several times if they were the victim of more than one offence.

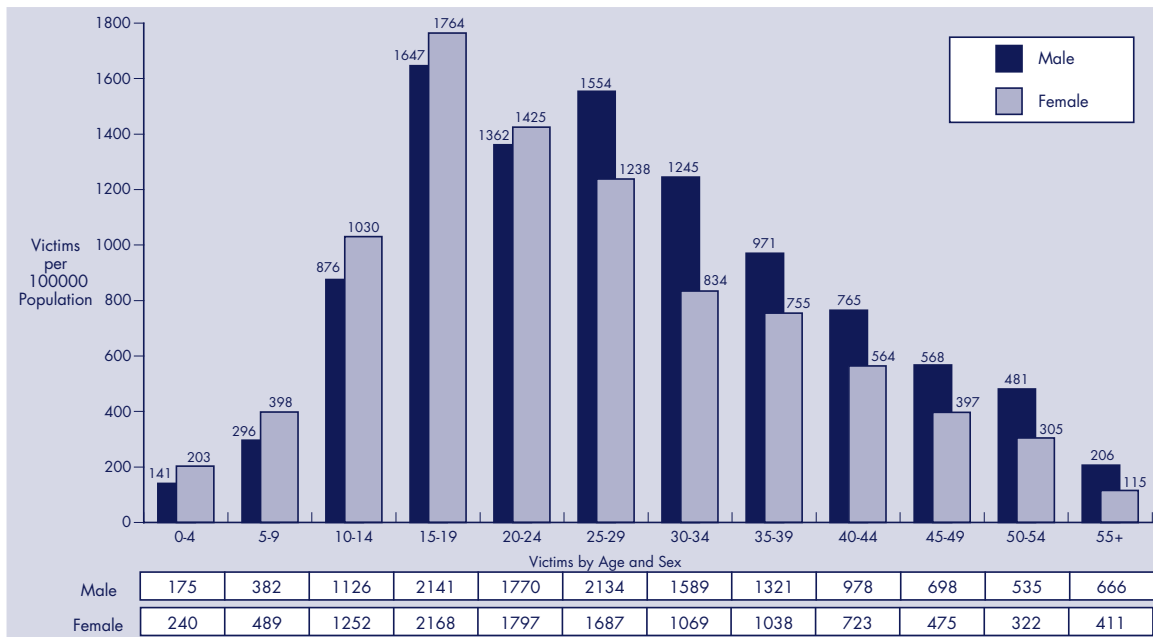
There are several cases where the victim of an Offence Against the Person is not, according to the statistical definitions used, a person. For example, the victim of an Armed Robbery of a Bank is the banking organisation, rather than the teller, while 'Armed so as to Cause Fear or Alarm' is commonly a "Regina" offence, where the Crown is deemed to be the victim. Organisations which were victims of crime are not included in the tables and graphs to follow.

As the graph below illustrates, both males and females aged fifteen to nineteen years are the most common victims of Offences Against the Person on a per capita basis. Females aged fifty-five and

over are the least victimised. During 1999/00, there were slightly more male than female victims. Fifty-four per cent of victims were male, while forty-six per cent of victims were female.

The preliminary *Estimated Residential Population by Sex and Age for 30 June, 1999* (Australian Bureau of Statistics Catalogue No. 3201.0) was used to calculate the number of victims per 100,000 population. 'Age' refers to the victim's age on the date the offence was reported to police, rather than their age on the date the offence occurred.

Offences Against the Person - 1999/2000*



* Only those offences where the victim's age and sex were identified are included.

victims of crime

By Age and Sex* - 1999/2000

Offence	0 - 14		15 years		16 years		17 years		18 years		19 years	
	Male	Female	Male	Female	Male	Female	Male	Female	Male	Female	Male	Female
Far Northern Region												
Homicide	2	1	1	0	0	0	0	0	0	0	0	0
Murder	1	1	0	0	0	0	0	0	0	0	0	0
Attempted Murder	1	0	0	0	0	0	0	0	0	0	0	0
Conspiracy to Murder	0	0	0	0	0	0	0	0	0	0	0	0
Manslaughter (excl. by Driving)	0	0	0	0	0	0	0	0	0	0	0	0
Driving Causing Death	0	0	1	0	0	0	0	0	0	0	0	0
Assault	61	67	29	29	24	29	27	41	27	34	20	51
Serious Assault	40	43	20	19	17	17	19	28	19	19	15	36
Other Assault	21	24	9	10	7	12	8	13	8	15	5	15
Sexual Offences	41	89	6	11	0	10	4	11	1	7	0	4
Rape & Attempted Rape	5	7	0	4	0	1	0	1	0	3	0	1
Other Sexual Offences	36	82	6	7	0	9	4	10	1	4	0	3
Robbery	2	0	2	1	0	0	4	3	3	1	2	2
Armed Robbery	0	0	0	0	0	0	1	2	0	0	0	1
Unarmed Robbery	2	0	2	1	0	0	3	1	3	1	2	1
Extortion	0	0	0	0	0	0	0	0	0	0	0	0
Kidnapping & Abduction	3	3	0	0	0	0	0	0	0	3	0	0
Other Offences Against the Person	6	7	0	0	0	1	2	2	1	4	0	3
Offences Against the Person	115	167	38	41	24	40	37	57	32	49	22	60
Northern Region												
Homicide	1	1	0	0	0	0	0	0	0	1	0	0
Murder	0	1	0	0	0	0	0	0	0	0	0	0
Attempted Murder	0	0	0	0	0	0	0	0	0	1	0	0
Conspiracy to Murder	0	0	0	0	0	0	0	0	0	0	0	0
Manslaughter (excl. by Driving)	0	0	0	0	0	0	0	0	0	0	0	0
Driving Causing Death	1	0	0	0	0	0	0	0	0	0	0	0
Assault	101	63	27	27	29	27	30	27	21	27	23	34
Serious Assault	60	38	23	16	22	13	24	13	17	14	19	21
Other Assault	41	25	4	11	7	14	6	14	4	13	4	13
Sexual Offences	23	118	5	12	0	8	2	9	2	21	1	9
Rape & Attempted Rape	0	8	0	3	0	1	0	3	1	11	0	6
Other Sexual Offences	23	110	5	9	0	7	2	6	1	10	1	3
Robbery	3	2	3	3	4	3	2	0	3	1	0	0
Armed Robbery	1	2	2	1	1	0	1	0	0	1	0	0
Unarmed Robbery	2	0	1	2	3	3	1	0	3	0	0	0
Extortion	0	0	0	0	0	0	0	0	0	0	0	0
Kidnapping & Abduction	1	1	0	0	1	0	0	0	0	0	0	2
Other Offences Against the Person	31	22	1	2	1	2	4	6	2	3	0	5
Offences Against the Person	160	207	36	44	35	40	38	42	28	53	24	50
Central Region												
Homicide	0	0	0	0	0	0	2	0	0	0	0	1
Murder	0	0	0	0	0	0	0	0	0	0	0	1
Attempted Murder	0	0	0	0	0	0	1	0	0	0	0	0
Conspiracy to Murder	0	0	0	0	0	0	0	0	0	0	0	0
Manslaughter (excl. by Driving)	0	0	0	0	0	0	0	0	0	0	0	0
Driving Causing Death	0	0	0	0	0	0	1	0	0	0	0	0
Assault	119	53	34	37	27	16	39	23	28	24	31	17
Serious Assault	60	31	22	19	15	8	27	11	22	15	21	13
Other Assault	59	22	12	18	12	8	12	12	6	9	10	4
Sexual Offences	24	78	1	20	1	12	2	4	0	14	1	22
Rape & Attempted Rape	1	3	1	2	1	3	0	1	0	2	1	7
Other Sexual Offences	23	75	0	18	0	9	2	3	0	12	0	15
Robbery	9	0	1	0	1	1	3	1	5	0	1	1
Armed Robbery	0	0	0	0	0	1	1	0	2	0	0	0
Unarmed Robbery	9	0	1	0	1	0	2	1	3	0	1	1
Extortion	0	0	0	0	0	0	0	0	0	0	0	0
Kidnapping & Abduction	1	2	0	0	0	1	0	0	0	0	0	1
Other Offences Against the Person	11	11	2	3	3	8	5	4	5	10	4	3
Offences Against the Person	164	144	38	60	32	38	51	32	38	48	37	45

* Those victims whose sex was not stated have not been included

victims of crime

By Age and Sex* - 1999/2000

Offence	20 - 24		25 - 29		30 - 39		40 - 49		50 & over		Not Stated*	
	Male	Female	Male	Female	Male	Female	Male	Female	Male	Female	Male	Female
Far Northern Region												
Homicide	2	3	0	5	6	1	0	1	3	0	2	0
Murder	0	3	0	3	1	0	0	0	3	0	0	0
Attempted Murder	2	0	0	1	2	0	0	1	0	0	2	0
Conspiracy to Murder	0	0	0	0	1	0	0	0	0	0	0	0
Manslaughter (excl. by Driving)	0	0	0	0	0	0	0	0	0	0	0	0
Driving Causing Death	0	0	0	1	2	1	0	0	0	0	0	0
Assault	154	239	231	212	289	249	158	118	96	50	97	79
Serious Assault	98	135	120	138	160	167	86	75	54	34	39	43
Other Assault	56	104	111	74	129	82	72	43	42	16	58	36
Sexual Offences	4	40	2	22	2	29	0	9	0	5	2	15
Rape & Attempted Rape	1	14	0	6	0	9	0	5	0	1	0	2
Other Sexual Offences	3	26	2	16	2	20	0	4	0	4	2	13
Robbery	9	7	13	5	14	6	7	2	3	4	1	1
Armed Robbery	4	2	3	1	5	3	3	0	2	0	0	0
Unarmed Robbery	5	5	10	4	9	3	4	2	1	4	1	1
Extortion	0	0	0	0	2	1	0	0	1	0	0	0
Kidnapping & Abduction	0	3	2	1	3	2	1	3	0	0	2	3
Other Offences Against the Person	7	18	21	17	29	19	10	12	26	6	9	13
Offences Against the Person	176	310	269	262	345	307	176	145	129	65	113	111
Northern Region												
Homicide	1	3	1	3	3	1	3	0	1	2	0	0
Murder	0	1	0	0	0	1	2	0	0	0	0	0
Attempted Murder	1	2	1	3	2	0	1	0	1	1	0	0
Conspiracy to Murder	0	0	0	0	0	0	0	0	0	0	0	0
Manslaughter (excl. by Driving)	0	0	0	0	1	0	0	0	0	1	0	0
Driving Causing Death	0	0	0	0	0	0	0	0	0	0	0	0
Assault	152	172	177	147	264	179	120	76	81	33	47	22
Serious Assault	104	108	94	107	154	130	78	50	54	20	18	12
Other Assault	48	64	83	40	110	49	42	26	27	13	29	10
Sexual Offences	1	31	1	21	4	19	1	7	1	4	2	12
Rape & Attempted Rape	0	14	0	5	0	9	0	1	0	0	0	2
Other Sexual Offences	1	17	1	16	4	10	1	6	1	4	2	10
Robbery	6	4	7	0	9	5	6	2	7	5	1	0
Armed Robbery	2	2	6	0	2	2	3	0	2	1	1	0
Unarmed Robbery	4	2	1	0	7	3	3	2	5	4	0	0
Extortion	0	0	0	0	0	0	0	0	0	1	0	0
Kidnapping & Abduction	0	0	0	3	0	3	1	1	0	1	0	0
Other Offences Against the Person	6	22	15	21	18	22	16	10	14	9	12	4
Offences Against the Person	166	232	201	195	298	229	147	96	104	55	62	38
Central Region												
Homicide	1	1	1	2	2	0	1	0	3	0	1	0
Murder	0	0	0	0	0	0	1	0	1	0	0	0
Attempted Murder	1	0	0	0	2	0	0	0	2	0	1	0
Conspiracy to Murder	0	0	0	0	0	0	0	0	0	0	0	0
Manslaughter (excl. by Driving)	0	0	0	0	0	0	0	0	0	0	0	0
Driving Causing Death	0	1	1	2	0	0	0	0	0	0	0	0
Assault	145	97	168	110	244	120	130	64	67	23	42	18
Serious Assault	106	70	88	69	138	74	76	44	41	16	21	9
Other Assault	39	27	80	41	106	46	54	20	26	7	21	9
Sexual Offences	4	36	3	32	9	34	6	7	1	7	8	7
Rape & Attempted Rape	1	13	0	11	3	11	0	2	0	2	1	1
Other Sexual Offences	3	23	3	21	6	23	6	5	1	5	7	6
Robbery	11	4	3	2	11	2	10	0	11	7	3	0
Armed Robbery	4	2	1	0	2	0	3	0	3	1	1	0
Unarmed Robbery	7	2	2	2	9	2	7	0	8	6	2	0
Extortion	1	0	0	0	0	0	1	0	4	0	0	0
Kidnapping & Abduction	2	2	1	2	0	2	0	0	0	0	1	0
Other Offences Against the Person	7	11	14	21	21	34	23	26	16	12	13	11
Offences Against the Person	171	151	190	169	287	192	171	97	102	49	68	36

* Those victims whose sex was not stated have not been included
+ Not to be compared to previous years. See Erratum (page 146).

victims of crime

By Age and Sex* - 1999/2000

Offence	0 - 14		15 years		16 years		17 years		18 years		19 years	
	Male	Female	Male	Female	Male	Female	Male	Female	Male	Female	Male	Female
North Coast Region												
Homicide	1	1	0	0	0	1	0	0	1	0	0	0
Murder	0	0	0	0	0	1	0	0	0	0	0	0
Attempted Murder	0	1	0	0	0	0	0	0	0	0	0	0
Conspiracy to Murder	0	0	0	0	0	0	0	0	0	0	0	0
Manslaughter (excl. by Driving)	0	0	0	0	0	0	0	0	0	0	0	0
Driving Causing Death	1	0	0	0	0	0	0	0	1	0	0	0
Assault	176	137	54	49	52	45	77	28	59	47	48	19
Serious Assault	94	69	31	28	31	26	51	19	46	23	35	12
Other Assault	82	68	23	21	21	19	26	9	13	24	13	7
Sexual Offences	68	228	7	46	4	29	1	21	0	27	3	9
Rape & Attempted Rape	7	23	0	14	0	5	0	4	0	8	2	2
Other Sexual Offences	61	205	7	32	4	24	1	17	0	19	1	7
Robbery	10	1	6	3	6	3	5	4	5	5	4	2
Armed Robbery	3	0	1	1	1	1	3	1	3	1	2	2
Unarmed Robbery	7	1	5	2	5	2	2	3	2	4	2	0
Extortion	0	0	0	0	0	0	0	0	0	0	0	0
Kidnapping & Abduction	2	8	0	2	0	2	0	3	0	0	1	1
Other Offences Against the Person	36	35	3	6	4	7	4	6	2	2	3	4
Offences Against the Person	293	410	70	106	66	87	87	62	67	81	59	35
Southern Region												
Homicide	0	0	0	0	0	0	1	1	2	1	1	1
Murder	0	0	0	0	0	0	0	0	0	1	1	0
Attempted Murder	0	0	0	0	0	0	0	0	0	0	0	0
Conspiracy to Murder	0	0	0	0	0	0	0	0	0	0	0	0
Manslaughter (excl. by Driving)	0	0	0	0	0	0	1	1	0	0	0	0
Driving Causing Death	0	0	0	0	0	0	0	0	2	0	0	1
Assault	142	119	43	27	39	36	48	45	55	26	40	25
Serious Assault	80	72	27	11	23	25	26	29	37	17	30	19
Other Assault	62	47	16	16	16	11	22	16	18	9	10	6
Sexual Offences	34	156	4	29	3	17	2	14	0	16	1	13
Rape & Attempted Rape	4	17	1	5	0	6	0	7	0	2	0	6
Other Sexual Offences	30	139	3	24	3	11	2	7	0	14	1	7
Robbery	6	1	9	3	7	5	6	2	5	5	3	2
Armed Robbery	0	1	1	0	2	0	0	0	1	0	0	1
Unarmed Robbery	6	0	8	3	5	5	6	2	4	5	3	1
Extortion	0	0	0	0	0	0	0	1	0	0	0	0
Kidnapping & Abduction	3	4	0	1	0	0	0	1	0	0	1	2
Other Offences Against the Person	25	28	1	5	2	2	4	6	5	12	7	9
Offences Against the Person	210	308	57	65	51	60	61	70	67	60	53	52
South Eastern Region												
Homicide	3	1	0	0	0	0	0	0	1	1	1	0
Murder	0	1	0	0	0	0	0	0	0	0	1	0
Attempted Murder	3	0	0	0	0	0	0	0	0	0	0	0
Conspiracy to Murder	0	0	0	0	0	0	0	0	0	0	0	0
Manslaughter (excl. by Driving)	0	0	0	0	0	0	0	0	0	0	0	0
Driving Causing Death	0	0	0	0	0	0	0	0	1	1	0	0
Assault	163	93	54	26	48	25	63	23	65	29	70	26
Serious Assault	91	55	35	20	34	16	44	10	53	15	50	14
Other Assault	72	38	19	6	14	9	19	13	12	14	20	12
Sexual Offences	69	223	1	41	4	18	4	26	2	11	9	11
Rape & Attempted Rape	9	23	0	8	0	5	1	4	0	5	1	4
Other Sexual Offences	60	200	1	33	4	13	3	22	2	6	8	7
Robbery	20	4	11	3	11	2	13	2	21	4	6	3
Armed Robbery	6	1	2	2	4	1	3	1	7	0	5	1
Unarmed Robbery	14	3	9	1	7	1	10	1	14	4	1	2
Extortion	0	0	0	0	0	0	0	0	0	0	0	0
Kidnapping & Abduction	8	7	1	3	1	3	1	1	1	0	1	2
Other Offences Against the Person	23	23	4	2	3	4	1	4	3	6	4	6
Offences Against the Person	286	351	71	75	67	52	82	56	93	51	91	48

* Those victims whose sex was not stated have not been included.

victims of crime

By Age and Sex* - 1999/2000

Offence	20 - 24		25 - 29		30 - 39		40 - 49		50 & over		Not Stated*	
	Male	Female	Male	Female	Male	Female	Male	Female	Male	Female	Male	Female
North Coast Region												
Homicide	2	0	0	1	4	4	3	1	4	3	1	0
Murder	1	0	0	1	0	1	2	1	3	1	0	0
Attempted Murder	1	0	0	0	3	2	1	0	1	1	1	0
Conspiracy to Murder	0	0	0	0	0	0	0	0	0	0	0	0
Manslaughter (excl. by Driving)	0	0	0	0	0	0	0	0	0	0	0	0
Driving Causing Death	0	0	0	0	1	1	0	0	0	1	0	0
Assault	176	143	227	138	351	208	200	123	154	70	91	20
Serious Assault	116	78	122	83	185	120	124	57	91	35	41	12
Other Assault	60	65	105	55	166	88	76	66	63	35	50	8
Sexual Offences	2	48	6	44	11	48	2	19	0	12	5	17
Rape & Attempted Rape	0	17	2	9	3	14	0	7	0	1	0	0
Other Sexual Offences	2	31	4	35	8	34	2	12	0	11	5	17
Robbery	13	3	12	5	16	12	10	13	13	10	4	0
Armed Robbery	8	1	5	0	2	3	7	3	5	2	2	0
Unarmed Robbery	5	2	7	5	14	9	3	10	8	8	2	0
Extortion	1	0	0	0	1	0	1	0	1	0	0	0
Kidnapping & Abduction	3	3	3	6	1	2	0	2	3	4	1	2
Other Offences Against the Person	8	21	16	23	39	38	36	26	29	35	22	16
Offences Against the Person	205	218	264	217	423	312	252	184	204	134	124	55
Southern Region												
Homicide	1	2	0	2	2	1	1	0	1	2	0	3
Murder	0	1	0	0	1	1	0	0	0	0	0	1
Attempted Murder	1	1	0	2	1	0	1	0	0	2	0	0
Conspiracy to Murder	0	0	0	0	0	0	0	0	0	0	0	0
Manslaughter (excl. by Driving)	0	0	0	0	0	0	0	0	0	0	0	0
Driving Causing Death	0	0	0	0	0	0	0	0	1	0	0	2
Assault	180	109	186	114	275	150	155	71	80	40	77	30
Serious Assault	128	62	101	63	158	84	84	38	51	26	37	12
Other Assault	52	47	85	51	117	66	71	33	29	14	40	18
Sexual Offences	3	18	6	38	2	46	3	10	3	6	2	14
Rape & Attempted Rape	0	10	1	12	0	19	1	2	0	4	0	0
Other Sexual Offences	3	8	5	26	2	27	2	8	3	2	2	14
Robbery	8	5	8	1	11	9	7	9	12	12	2	1
Armed Robbery	2	1	1	0	8	6	1	6	9	3	2	0
Unarmed Robbery	6	4	7	1	3	3	6	3	3	9	0	1
Extortion	0	0	0	0	0	2	0	0	0	1	0	0
Kidnapping & Abduction	2	6	0	1	5	6	1	1	0	1	0	0
Other Offences Against the Person	15	29	12	36	32	40	31	44	14	21	8	19
Offences Against the Person	209	169	212	192	327	254	198	135	110	83	89	67
South Eastern Region												
Homicide	1	1	6	1	6	5	3	1	2	1	1	0
Murder	0	1	0	0	0	1	0	0	0	0	0	0
Attempted Murder	0	0	6	1	6	4	2	1	2	1	0	0
Conspiracy to Murder	0	0	0	0	0	0	0	0	0	0	0	0
Manslaughter (excl. by Driving)	0	0	0	0	0	0	1	0	0	0	0	0
Driving Causing Death	1	0	0	0	0	0	0	0	0	0	1	0
Assault	249	160	296	153	365	193	216	121	157	66	87	22
Serious Assault	185	81	156	62	192	111	131	70	90	34	40	10
Other Assault	64	79	140	91	173	82	85	51	67	32	47	12
Sexual Offences	10	44	27	24	3	36	1	15	2	8	5	14
Rape & Attempted Rape	1	19	2	13	0	18	0	7	0	3	0	0
Other Sexual Offences	9	25	25	11	3	18	1	8	2	5	5	14
Robbery	28	11	20	16	14	14	15	24	16	14	5	2
Armed Robbery	15	3	13	5	4	4	8	6	9	4	1	1
Unarmed Robbery	13	8	7	11	10	10	7	18	7	10	4	1
Extortion	1	0	0	0	1	4	2	2	2	0	2	0
Kidnapping & Abduction	4	6	3	2	2	5	0	4	2	1	0	0
Other Offences Against the Person	12	35	27	36	47	46	37	35	32	38	10	15
Offences Against the Person	305	257	379	232	438	303	274	202	213	128	110	53

* Those victims whose sex was not stated have not been included.
 + Not to be compared to previous years. See Erratum (page 146).

victims of crime

By Age and Sex* - 1999/2000

Offence	0 - 14		15 years		16 years		17 years		18 years		19 years	
	Male	Female	Male	Female	Male	Female	Male	Female	Male	Female	Male	Female
Metropolitan North Region												
Homicide	1	2	1	0	0	0	0	0	0	0	0	0
Murder	1	0	0	0	0	0	0	0	0	0	0	0
Attempted Murder	0	1	1	0	0	0	0	0	0	0	0	0
Conspiracy to Murder	0	0	0	0	0	0	0	0	0	0	0	0
Manslaughter (excl. by Driving)	0	1	0	0	0	0	0	0	0	0	0	0
Driving Causing Death	0	0	0	0	0	0	0	0	0	0	0	0
Assault	120	47	29	18	38	19	36	19	47	27	60	31
Serious Assault	64	24	20	10	25	8	27	10	36	11	48	21
Other Assault	56	23	9	8	13	11	9	9	11	16	12	10
Sexual Offences	44	106	5	25	6	20	5	9	1	27	0	13
Rape & Attempted Rape	1	8	1	5	1	7	1	2	0	8	0	5
Other Sexual Offences	43	98	4	20	5	13	4	7	1	19	0	8
Robbery	18	3	9	2	13	2	17	9	10	6	15	11
Armed Robbery	2	0	4	0	3	1	6	2	2	3	5	3
Unarmed Robbery	16	3	5	2	10	1	11	7	8	3	10	8
Extortion	0	0	0	0	0	0	0	0	0	0	0	0
Kidnapping & Abduction	6	6	0	0	1	0	1	4	1	4	1	1
Other Offences Against the Person	28	18	3	1	2	1	4	7	2	12	6	3
Offences Against the Person	217	182	47	46	60	42	63	48	61	76	82	59
Metropolitan South Region												
Homicide	2	2	1	0	0	1	0	0	0	0	0	0
Murder	0	0	0	0	0	0	0	0	0	0	0	0
Attempted Murder	2	2	0	0	0	0	0	0	0	0	0	0
Conspiracy to Murder	0	0	0	0	0	0	0	0	0	0	0	0
Manslaughter (excl. by Driving)	0	0	0	0	0	0	0	0	0	0	0	0
Driving Causing Death	0	0	1	0	0	1	0	0	0	0	0	0
Assault	141	71	39	22	40	23	46	22	40	20	37	14
Serious Assault	69	36	21	11	26	12	31	12	27	11	25	7
Other Assault	72	35	18	11	14	11	15	10	13	9	12	7
Sexual Offences	50	118	11	28	8	16	2	8	1	18	1	8
Rape & Attempted Rape	4	6	4	7	0	1	0	5	1	4	0	1
Other Sexual Offences	46	112	7	21	8	15	2	3	0	14	1	7
Robbery	19	0	6	4	10	1	2	4	10	7	6	4
Armed Robbery	7	0	3	3	4	0	1	2	3	2	3	2
Unarmed Robbery	12	0	3	1	6	1	1	2	7	5	3	2
Extortion	0	0	0	0	0	0	0	0	0	0	0	0
Kidnapping & Abduction	2	7	0	1	0	0	0	2	1	3	0	0
Other Offences Against the Person	24	14	3	1	0	11	9	3	0	8	3	9
Offences Against the Person	238	212	60	56	58	52	59	39	52	56	47	35
Queensland												
Homicide	10	8	3	0	0	2	3	1	4	3	2	2
Murder	2	3	0	0	0	1	0	0	0	1	2	1
Attempted Murder	6	4	1	0	0	0	1	0	0	1	0	0
Conspiracy to Murder	0	0	0	0	0	0	0	0	0	0	0	0
Manslaughter (excl. by Driving)	0	1	0	0	0	0	1	1	0	0	0	0
Driving Causing Death	2	0	2	0	0	1	1	0	4	1	0	1
Assault	1023	650	309	235	297	220	366	228	342	234	329	217
Serious Assault	558	368	199	134	193	125	249	132	257	125	243	143
Other Assault	465	282	110	101	104	95	117	96	85	109	86	74
Sexual Offences	353	1116	40	212	26	130	22	102	7	141	16	89
Rape & Attempted Rape	31	95	7	48	2	29	2	27	2	43	4	32
Other Sexual Offences	322	1021	33	164	24	101	20	75	5	98	12	57
Robbery	87	11	47	19	52	17	52	25	62	29	37	25
Armed Robbery	19	4	13	7	15	4	16	8	18	7	15	10
Unarmed Robbery	68	7	34	12	37	13	36	17	44	22	22	15
Extortion	0	0	0	0	0	0	0	1	0	0	0	0
Kidnapping & Abduction	26	38	1	7	3	6	2	11	3	10	4	9
Other Offences Against the Person	184	158	17	20	15	36	33	38	20	57	27	42
Offences Against the Person	1683	1981	417	493	393	411	478	406	438	474	415	384

* Those victims whose sex was not stated have not been included.

victims of crime

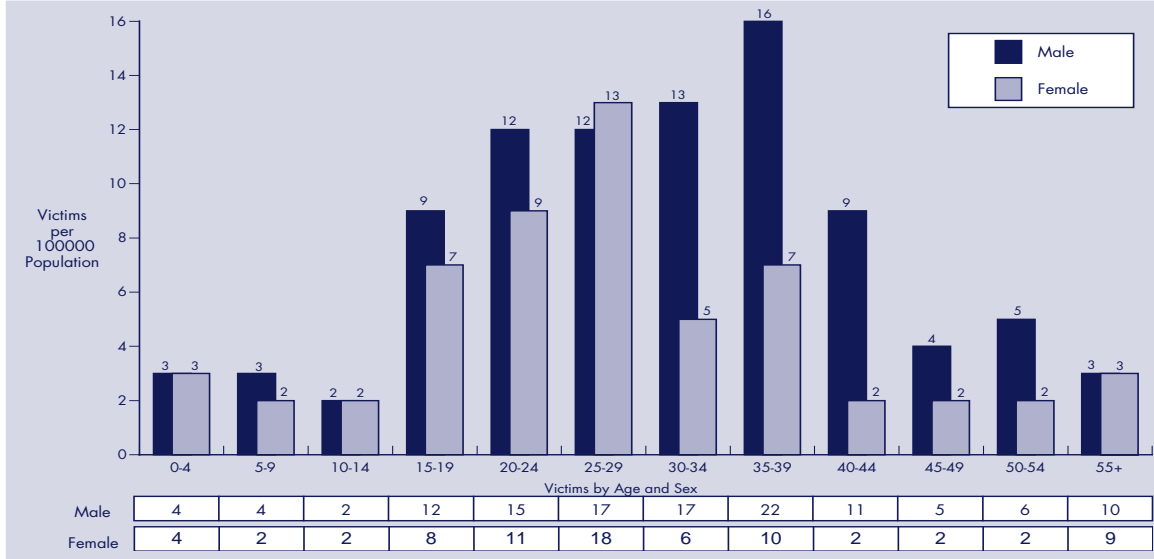
By Age and Sex* - 1999/2000

Offence	20 - 24		25 - 29		30 - 39		40 - 49		50 & over		Not Stated ⁺	
	Male	Female	Male	Female	Male	Female	Male	Female	Male	Female	Male	Female
Metropolitan North Region												
Homicide	4	1	7	1	6	3	4	0	1	2	0	0
Murder	0	1	1	0	1	0	2	0	0	0	0	0
Attempted Murder	4	0	5	1	5	1	2	0	1	1	0	0
Conspiracy to Murder	0	0	0	0	0	0	0	0	0	0	0	0
Manslaughter (excl. by Driving)	0	0	0	0	0	0	0	0	0	0	0	0
Driving Causing Death	0	0	1	0	0	2	0	0	0	1	0	0
Assault	274	138	296	114	337	134	145	81	108	41	118	27
Serious Assault	180	72	157	62	166	64	83	41	62	21	51	17
Other Assault	94	66	139	52	171	70	62	40	46	20	67	10
Sexual Offences	15	61	19	48	15	44	5	31	0	5	1	15
Rape & Attempted Rape	1	18	2	13	3	10	0	10	0	3	0	2
Other Sexual Offences	14	43	17	35	12	34	5	21	0	2	1	13
Robbery	43	26	32	17	34	20	31	20	27	39	3	2
Armed Robbery	19	3	13	1	10	9	10	6	18	8	2	1
Unarmed Robbery	24	23	19	16	24	11	21	14	9	31	1	1
Extortion	1	0	0	1	1	0	2	0	3	0	1	0
Kidnapping & Abduction	6	7	6	9	1	8	1	5	1	2	1	1
Other Offences Against the Person	15	50	24	40	42	62	29	37	27	13	16	8
Offences Against the Person	358	283	384	230	436	271	217	174	167	102	140	53
Metropolitan South Region												
Homicide	3	0	2	3	10	1	1	1	1	1	0	0
Murder	1	0	0	1	2	0	0	1	1	0	0	0
Attempted Murder	2	0	2	2	5	1	1	0	0	1	0	0
Conspiracy to Murder	0	0	0	0	1	0	0	0	0	0	0	0
Manslaughter (excl. by Driving)	0	0	0	0	0	0	0	0	0	0	0	0
Driving Causing Death	0	0	0	0	2	0	0	0	0	0	0	0
Assault	129	95	180	93	273	112	182	89	116	53	71	27
Serious Assault	80	46	97	49	153	71	112	57	72	24	32	16
Other Assault	49	49	83	44	120	41	70	32	44	29	39	11
Sexual Offences	3	34	5	35	1	52	1	22	0	6	3	12
Rape & Attempted Rape	1	11	2	15	0	17	1	11	0	0	0	0
Other Sexual Offences	2	23	3	20	1	35	0	11	0	6	3	12
Robbery	17	14	18	13	28	14	12	17	22	34	2	4
Armed Robbery	9	6	7	5	15	8	5	7	12	6	0	3
Unarmed Robbery	8	8	11	8	13	6	7	10	10	28	2	1
Extortion	2	0	1	0	0	1	0	0	5	2	0	0
Kidnapping & Abduction	3	5	1	3	2	1	4	5	4	4	3	1
Other Offences Against the Person	23	29	28	43	42	58	41	31	24	17	17	13
Offences Against the Person	180	177	235	190	356	239	241	165	172	117	96	57
Queensland												
Homicide	15	11	17	18	39	16	16	4	16	11	5	3
Murder	2	7	1	5	5	4	7	2	8	1	0	1
Attempted Murder	12	3	14	10	26	8	8	2	7	7	4	0
Conspiracy to Murder	0	0	0	0	2	0	0	0	0	0	0	0
Manslaughter (excl. by Driving)	0	0	0	0	1	0	1	0	0	1	0	0
Driving Causing Death	1	1	2	3	5	4	0	0	1	2	1	2
Assault	1459	1153	1761	1081	2398	1345	1306	743	859	376	630	245
Serious Assault	997	652	935	633	1306	821	774	432	515	210	279	131
Other Assault	462	501	826	448	1092	524	532	311	344	166	351	114
Sexual Offences	42	312	69	264	47	308	19	120	7	53	28	106
Rape & Attempted Rape	5	116	9	84	9	107	2	45	0	14	1	7
Other Sexual Offences	37	196	60	180	38	201	17	75	7	39	27	99
Robbery	135	74	113	59	137	82	98	87	111	125	21	10
Armed Robbery	63	20	49	12	48	35	40	28	60	25	9	5
Unarmed Robbery	72	54	64	47	89	47	58	59	51	100	12	5
Extortion	6	0	1	1	5	8	6	2	16	4	3	0
Kidnapping & Abduction	20	32	16	27	14	29	8	21	10	13	8	7
Other Offences Against the Person	93	215	157	237	270	319	223	221	182	151	107	99
Offences Against the Person	1770	1797	2134	1687	2910	2107	1676	1198	1201	733	802	470

* Those victims whose sex was not stated have not been included.
 + Not to be compared to previous years. See Erratum (page 146).

victims of crime

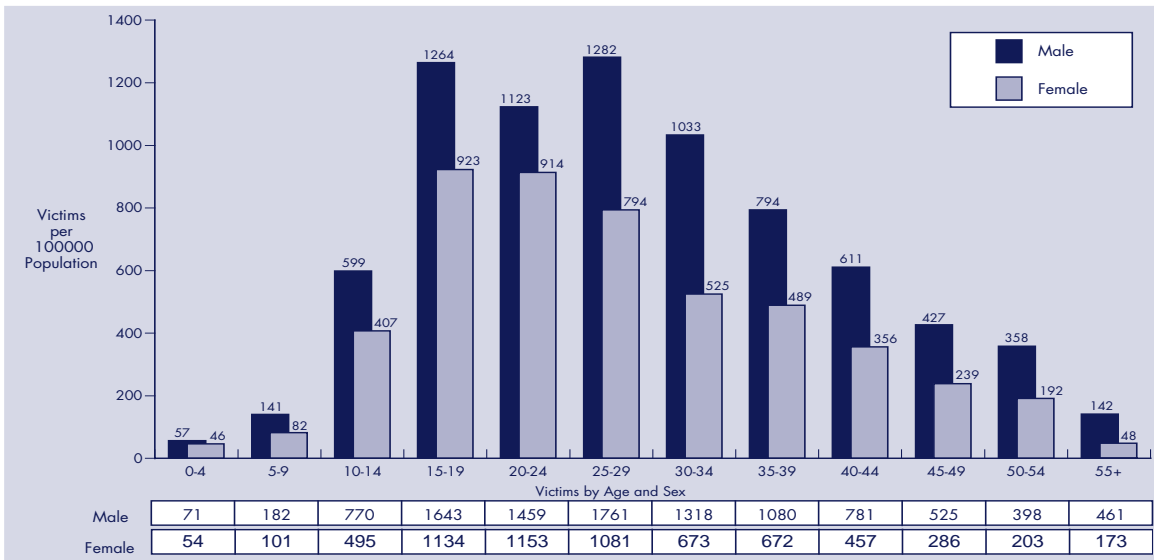
Homicide - 1999/2000*



Low rates of victimisation for Homicide offences mean that rates fluctuate across age groups and from year to year. In 1999/00, males in the thirty-five to thirty-nine year age group were most likely

to be victims of Homicide. There were eight Homicide victims aged between zero and four years for 1999/00, three less than for the previous financial year.

Assault - 1999/2000*



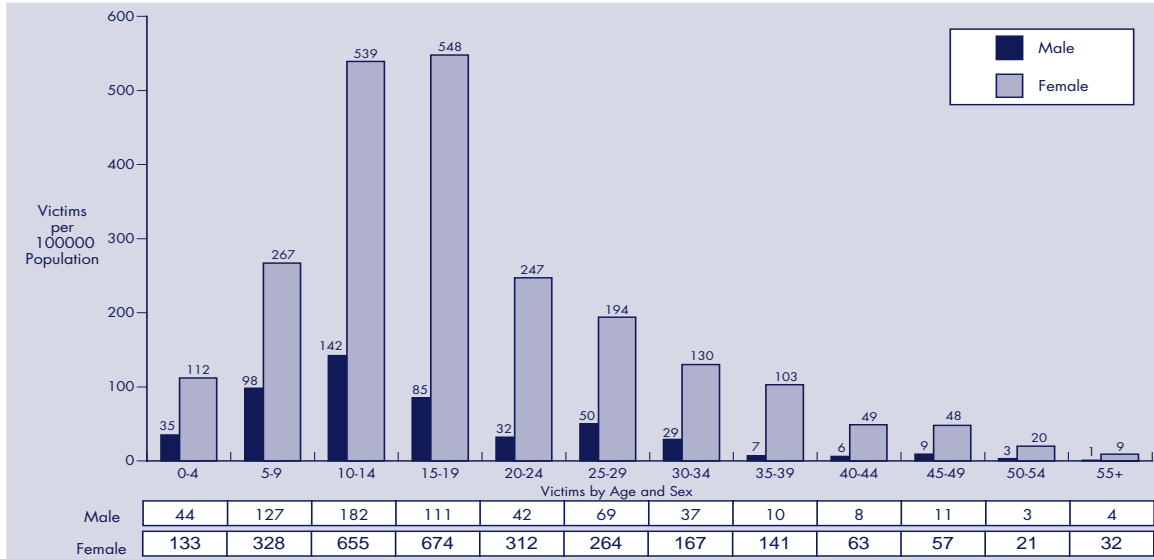
Males were more likely to be victims of Assault than females. Males aged fifteen to nineteen and twenty-five to twenty-nine years were most likely to be victims. More females aged fifteen to twenty-

four years were victims than females in other age groups. The likelihood of being a victim decreased significantly with increasing age as is evidenced in the graph above.

* Only those offences where the victim's age and sex were identified are included.

victims of crime

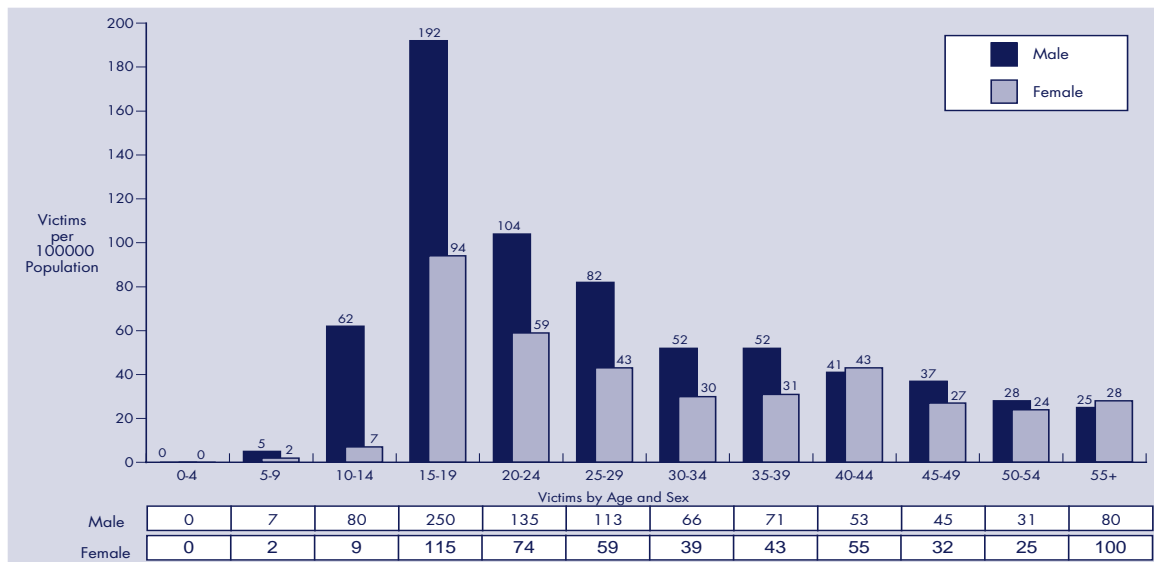
Sexual Offences - 1999/2000*



The offence category of Sexual Offences is unique in that the number of female victims far outweighs the number of male victims. At every age, females were significantly more likely to be victims than

males with females in the ten to nineteen year age bracket the most common victims. In fact, at ages ten to nineteen, females were over four times more likely to be victims than males.

Robbery - 1999/2000*



As with Homicide and Assault, males were significantly more likely to be victims of Robbery than females. Males and females aged fifteen to nineteen years were most likely to be victims

compared with those in other age groups. From ages forty to forty-four onwards, victimisation rates were similar for males and females.

* Only those offences where the victim's age and sex were identified are included.

