

# Offenders

The tables and graphs in this section provide information on persons responsible for offences. It is important to note that Queensland Police Service offender statistics are based on offence counts and do not and cannot refer to individuals. Rather, offender data refers to the number of offences cleared or solved through an action against an offender. As such, offender data does not equate to a unique offender count and nor does it equate to the number of offences cleared. For example, an offender charged with Motor Vehicle Theft, Unlawful Entry, Assault and Other Theft (excl. Unlawful Entry) would be included four times in any offender breakdown by age and gender.

Only persons aged ten years and over are deemed to be offenders. Under Queensland law, children under ten are not held criminally responsible, although they may be involved in the commission of an offence.

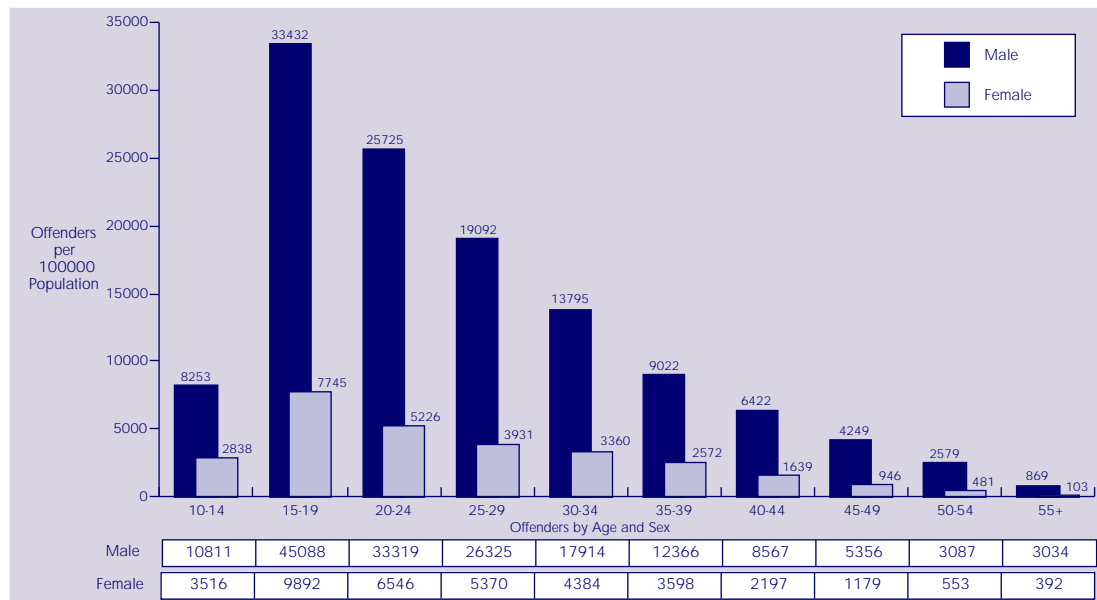
Juvenile offenders are those aged between and including ten and sixteen years.

Offenders have not been included if their age or sex is not specified in Queensland Police Service records. Approximately (0.3%) of offenders have been excluded for this reason.

The *Population by Sex and Age for 30 June 2001* (Australian Bureau of Statistics catalogue No. 3201.0) was used to calculate the number of offenders per 100,000 population.

The reference date used to generate offender statistics for the year under review is the date an action commenced. As such, offenders proceeded against for matters reported in previous periods will be included in the following tables and graphs.

## Offences Against the Person, Property, and Other Offences\*



\* Only those offenders whose age and sex were identified are included.

# Offenders

## Queensland By Age and Sex - 2000/2001\*

Offence	10 - 14		15 years		16 years		17 years		18 years		19 years	
	Male	Female	Male	Female	Male	Female	Male	Female	Male	Female	Male	Female
<b>Homicide</b>	<b>2</b>	<b>0</b>	<b>1</b>	<b>0</b>	<b>2</b>	<b>0</b>	<b>8</b>	<b>0</b>	<b>5</b>	<b>1</b>	<b>13</b>	<b>2</b>
Murder	0	0	0	0	0	0	0	0	2	0	4	0
Attempted Murder	2	0	1	0	2	0	6	0	3	0	6	2
Conspiracy to Murder	0	0	0	0	0	0	0	0	0	0	0	0
Manslaughter (excl. by Driving)	0	0	0	0	0	0	0	0	0	0	0	0
Driving Causing Death	0	0	0	0	0	0	2	0	0	1	3	0
<b>Assault</b>	<b>451</b>	<b>219</b>	<b>259</b>	<b>143</b>	<b>373</b>	<b>156</b>	<b>447</b>	<b>169</b>	<b>446</b>	<b>80</b>	<b>401</b>	<b>66</b>
Serious Assault	253	122	156	90	247	86	270	88	272	36	237	36
Other Assault	198	97	103	53	126	70	177	81	174	44	164	30
<b>Sexual Offences</b>	<b>112</b>	<b>7</b>	<b>60</b>	<b>1</b>	<b>42</b>	<b>2</b>	<b>60</b>	<b>0</b>	<b>38</b>	<b>1</b>	<b>25</b>	<b>1</b>
Rape & Attempted Rape	12	1	10	0	12	1	4	0	11	0	7	0
Other Sexual Offences	100	6	50	1	30	1	56	0	27	1	18	1
<b>Robbery</b>	<b>65</b>	<b>9</b>	<b>44</b>	<b>13</b>	<b>89</b>	<b>12</b>	<b>89</b>	<b>15</b>	<b>89</b>	<b>7</b>	<b>65</b>	<b>7</b>
Armed Robbery	31	4	17	8	26	5	47	3	50	3	44	4
Unarmed Robbery	34	5	27	5	63	7	42	12	39	4	21	3
<b>Extortion</b>	<b>1</b>	<b>0</b>	<b>0</b>	<b>0</b>	<b>2</b>	<b>0</b>	<b>0</b>	<b>0</b>	<b>2</b>	<b>0</b>	<b>1</b>	<b>0</b>
<b>Kidnapping &amp; Abduction etc.</b>	<b>6</b>	<b>3</b>	<b>4</b>	<b>3</b>	<b>11</b>	<b>3</b>	<b>6</b>	<b>0</b>	<b>8</b>	<b>2</b>	<b>6</b>	<b>0</b>
<b>Other Offences Against the Person</b>	<b>56</b>	<b>9</b>	<b>36</b>	<b>7</b>	<b>40</b>	<b>12</b>	<b>49</b>	<b>6</b>	<b>43</b>	<b>4</b>	<b>59</b>	<b>9</b>
<b>Offences Against the Person</b>	<b>693</b>	<b>247</b>	<b>404</b>	<b>167</b>	<b>559</b>	<b>185</b>	<b>659</b>	<b>190</b>	<b>631</b>	<b>95</b>	<b>570</b>	<b>85</b>
<b>Unlawful Entry</b>	<b>1903</b>	<b>237</b>	<b>1075</b>	<b>103</b>	<b>1235</b>	<b>129</b>	<b>1306</b>	<b>149</b>	<b>925</b>	<b>70</b>	<b>984</b>	<b>51</b>
Unlawful Entry - Dwelling	583	97	330	58	477	49	588	94	525	44	587	33
- Without Violence	577	93	323	54	464	45	571	93	499	40	563	29
- With Violence	6	4	7	4	13	4	17	1	26	4	24	4
Unlawful Entry - Shop	283	19	252	6	288	34	236	16	122	10	125	10
Unlawful Entry - Other	1037	121	493	39	470	46	482	39	278	16	272	8
<b>Arson</b>	<b>42</b>	<b>5</b>	<b>9</b>	<b>1</b>	<b>15</b>	<b>3</b>	<b>33</b>	<b>3</b>	<b>27</b>	<b>1</b>	<b>16</b>	<b>0</b>
<b>Other Property Damage</b>	<b>1990</b>	<b>243</b>	<b>1112</b>	<b>136</b>	<b>1330</b>	<b>156</b>	<b>1358</b>	<b>349</b>	<b>1081</b>	<b>76</b>	<b>681</b>	<b>49</b>
<b>Motor Vehicle Theft</b>	<b>496</b>	<b>80</b>	<b>522</b>	<b>100</b>	<b>688</b>	<b>95</b>	<b>635</b>	<b>128</b>	<b>516</b>	<b>35</b>	<b>343</b>	<b>29</b>
<b>Other Theft (excl. Unlawful Entry)</b>	<b>3266</b>	<b>2138</b>	<b>1471</b>	<b>850</b>	<b>1744</b>	<b>621</b>	<b>1653</b>	<b>752</b>	<b>1388</b>	<b>331</b>	<b>965</b>	<b>263</b>
Stealing from Dwelling	113	36	58	22	62	25	71	15	66	14	55	12
Shop Stealing	1803	1941	599	697	600	482	543	388	372	234	257	152
Vehicles (Steal from/Enter with Intent)	589	57	454	40	608	42	605	269	566	27	353	33
Other Stealing	761	104	360	91	474	72	434	80	384	56	300	66
<b>Fraud</b>	<b>91</b>	<b>34</b>	<b>117</b>	<b>55</b>	<b>157</b>	<b>118</b>	<b>226</b>	<b>247</b>	<b>326</b>	<b>204</b>	<b>378</b>	<b>134</b>
Fraud by Cheque	6	1	16	4	19	6	12	3	42	41	35	27
Fraud by Credit Card	28	1	13	20	49	29	48	64	30	35	103	20
Other Fraud	57	32	88	31	89	83	166	180	254	128	240	87
<b>Handling Stolen Goods</b>	<b>345</b>	<b>88</b>	<b>238</b>	<b>50</b>	<b>263</b>	<b>63</b>	<b>338</b>	<b>78</b>	<b>295</b>	<b>56</b>	<b>271</b>	<b>62</b>
Possess Property Susp. Stolen	73	11	54	13	54	19	70	14	61	12	64	11
Receiving Stolen Property	152	45	110	20	88	18	113	18	88	17	66	31
Possess, Receive, etc. Tainted Property	117	32	70	15	117	26	150	46	141	26	138	20
Other Handling Stolen Goods	3	0	4	2	4	0	5	0	5	1	3	0
<b>Offences Against Property</b>	<b>8133</b>	<b>2825</b>	<b>4544</b>	<b>1295</b>	<b>5432</b>	<b>1185</b>	<b>5549</b>	<b>1706</b>	<b>4558</b>	<b>773</b>	<b>3638</b>	<b>588</b>
<b>Drug Offences</b>	<b>709</b>	<b>175</b>	<b>748</b>	<b>156</b>	<b>1107</b>	<b>180</b>	<b>1490</b>	<b>381</b>	<b>1636</b>	<b>359</b>	<b>1502</b>	<b>344</b>
<b>Prostitution Offences</b>	<b>0</b>	<b>1</b>	<b>0</b>	<b>1</b>	<b>1</b>	<b>18</b>	<b>1</b>	<b>9</b>	<b>3</b>	<b>4</b>	<b>3</b>	<b>21</b>
<b>Liquor (excluding Drunkenness)</b>	<b>70</b>	<b>17</b>	<b>106</b>	<b>39</b>	<b>236</b>	<b>92</b>	<b>74</b>	<b>22</b>	<b>47</b>	<b>3</b>	<b>47</b>	<b>4</b>
<b>Gaming Racing &amp; Betting Offences</b>	<b>0</b>	<b>0</b>	<b>0</b>	<b>0</b>	<b>0</b>	<b>0</b>	<b>1</b>	<b>0</b>	<b>0</b>	<b>0</b>	<b>0</b>	<b>0</b>
<b>Breach Domestic Violence Order</b>	<b>1</b>	<b>0</b>	<b>1</b>	<b>0</b>	<b>6</b>	<b>0</b>	<b>12</b>	<b>3</b>	<b>63</b>	<b>5</b>	<b>60</b>	<b>7</b>
<b>Trespassing &amp; Vagrancy Offences</b>	<b>481</b>	<b>56</b>	<b>274</b>	<b>54</b>	<b>242</b>	<b>40</b>	<b>276</b>	<b>37</b>	<b>206</b>	<b>27</b>	<b>147</b>	<b>16</b>
<b>Weapons Act Offences</b>	<b>129</b>	<b>8</b>	<b>103</b>	<b>5</b>	<b>134</b>	<b>12</b>	<b>164</b>	<b>14</b>	<b>156</b>	<b>4</b>	<b>166</b>	<b>17</b>
<b>Good Order Offences</b>	<b>379</b>	<b>133</b>	<b>523</b>	<b>130</b>	<b>789</b>	<b>304</b>	<b>1211</b>	<b>318</b>	<b>1560</b>	<b>223</b>	<b>1403</b>	<b>201</b>
<b>Stock Offences</b>	<b>0</b>	<b>0</b>	<b>0</b>	<b>0</b>	<b>0</b>	<b>0</b>	<b>0</b>	<b>0</b>	<b>0</b>	<b>0</b>	<b>0</b>	<b>0</b>
<b>Traffic and Related Offences</b>	<b>26</b>	<b>11</b>	<b>63</b>	<b>10</b>	<b>156</b>	<b>23</b>	<b>646</b>	<b>76</b>	<b>1147</b>	<b>154</b>	<b>1261</b>	<b>202</b>
<b>Miscellaneous Offences</b>	<b>190</b>	<b>43</b>	<b>151</b>	<b>18</b>	<b>184</b>	<b>29</b>	<b>214</b>	<b>31</b>	<b>132</b>	<b>20</b>	<b>92</b>	<b>10</b>
<b>Total Other Offences</b>	<b>1985</b>	<b>444</b>	<b>1969</b>	<b>413</b>	<b>2855</b>	<b>698</b>	<b>4089</b>	<b>891</b>	<b>4950</b>	<b>799</b>	<b>4681</b>	<b>822</b>

\* Only those offenders whose age and sex were identified are included.

# Offenders

## Queensland By Age and Sex - 2000/2001\*

Offence	20 - 24		25 - 29		30 - 39		40 - 49		50 - 59		60 & over	
	Male	Female	Male	Female	Male	Female	Male	Female	Male	Female	Male	Female
<b>Homicide</b>	<b>41</b>	<b>3</b>	<b>31</b>	<b>6</b>	<b>48</b>	<b>8</b>	<b>27</b>	<b>3</b>	<b>10</b>	<b>2</b>	<b>8</b>	<b>0</b>
Murder	8	0	6	1	15	2	9	1	4	1	2	0
Attempted Murder	22	1	24	5	23	4	15	2	6	0	4	0
Conspiracy to Murder	0	0	0	0	1	0	0	0	0	0	0	0
Manslaughter (excl. by Driving)	2	1	0	0	2	0	1	0	0	0	0	0
Driving Causing Death	9	1	1	0	7	2	2	0	0	1	2	0
<b>Assault</b>	<b>1708</b>	<b>346</b>	<b>1569</b>	<b>302</b>	<b>1979</b>	<b>481</b>	<b>816</b>	<b>201</b>	<b>273</b>	<b>39</b>	<b>77</b>	<b>13</b>
Serious Assault	1015	176	1010	152	1211	255	508	86	131	16	34	6
Other Assault	693	170	559	150	768	226	308	115	142	23	43	7
<b>Sexual Offences</b>	<b>166</b>	<b>3</b>	<b>253</b>	<b>2</b>	<b>560</b>	<b>12</b>	<b>531</b>	<b>3</b>	<b>322</b>	<b>4</b>	<b>269</b>	<b>4</b>
Rape & Attempted Rape	42	0	55	1	115	4	95	1	85	1	43	0
Other Sexual Offences	124	3	198	1	445	8	436	2	237	3	226	4
<b>Robbery</b>	<b>248</b>	<b>31</b>	<b>134</b>	<b>32</b>	<b>237</b>	<b>14</b>	<b>49</b>	<b>3</b>	<b>4</b>	<b>2</b>	<b>0</b>	<b>0</b>
Armed Robbery	162	15	97	26	185	7	37	0	4	2	0	0
Unarmed Robbery	86	16	37	6	52	7	12	3	0	0	0	0
<b>Extortion</b>	<b>3</b>	<b>0</b>	<b>4</b>	<b>1</b>	<b>9</b>	<b>1</b>	<b>4</b>	<b>0</b>	<b>3</b>	<b>1</b>	<b>2</b>	<b>0</b>
<b>Kidnapping &amp; Abduction etc.</b>	<b>37</b>	<b>0</b>	<b>32</b>	<b>4</b>	<b>76</b>	<b>3</b>	<b>24</b>	<b>1</b>	<b>7</b>	<b>0</b>	<b>5</b>	<b>1</b>
<b>Other Offences Against the Person</b>	<b>189</b>	<b>37</b>	<b>185</b>	<b>29</b>	<b>294</b>	<b>51</b>	<b>181</b>	<b>22</b>	<b>65</b>	<b>9</b>	<b>37</b>	<b>1</b>
<b>Offences Against the Person</b>	<b>2392</b>	<b>420</b>	<b>2208</b>	<b>376</b>	<b>3203</b>	<b>570</b>	<b>1632</b>	<b>233</b>	<b>684</b>	<b>57</b>	<b>398</b>	<b>19</b>
<b>Unlawful Entry</b>	<b>2639</b>	<b>227</b>	<b>1930</b>	<b>167</b>	<b>1523</b>	<b>163</b>	<b>436</b>	<b>52</b>	<b>56</b>	<b>5</b>	<b>8</b>	<b>1</b>
Unlawful Entry - Dwelling	1468	148	1284	118	864	107	202	40	30	5	7	1
- Without Violence	1380	141	1221	110	739	92	165	32	22	5	4	1
- With Violence	88	7	63	8	125	15	37	8	8	0	3	0
Unlawful Entry - Shop	466	23	197	14	252	14	80	4	10	0	0	0
Unlawful Entry - Other	705	56	449	35	407	42	154	8	16	0	1	0
<b>Arson</b>	<b>39</b>	<b>2</b>	<b>21</b>	<b>3</b>	<b>28</b>	<b>5</b>	<b>17</b>	<b>0</b>	<b>1</b>	<b>2</b>	<b>3</b>	<b>0</b>
<b>Other Property Damage</b>	<b>2623</b>	<b>205</b>	<b>1365</b>	<b>146</b>	<b>1362</b>	<b>191</b>	<b>389</b>	<b>63</b>	<b>82</b>	<b>9</b>	<b>19</b>	<b>0</b>
<b>Motor Vehicle Theft</b>	<b>887</b>	<b>112</b>	<b>647</b>	<b>69</b>	<b>558</b>	<b>109</b>	<b>164</b>	<b>22</b>	<b>18</b>	<b>1</b>	<b>5</b>	<b>0</b>
<b>Other Theft (excl. Unlawful Entry)</b>	<b>3348</b>	<b>930</b>	<b>2217</b>	<b>768</b>	<b>2026</b>	<b>972</b>	<b>635</b>	<b>352</b>	<b>231</b>	<b>158</b>	<b>131</b>	<b>62</b>
Stealing from Dwelling	221	78	171	47	155	56	38	11	11	6	3	0
Shop Stealing	682	506	618	472	555	572	249	269	135	124	103	57
Vehicles (Steal from/Enter with Intent)	1367	77	659	57	609	98	117	16	16	1	5	0
Other Stealing	1078	269	769	192	707	246	231	56	69	27	20	5
<b>Fraud</b>	<b>2367</b>	<b>1088</b>	<b>2759</b>	<b>844</b>	<b>2364</b>	<b>1247</b>	<b>1358</b>	<b>489</b>	<b>344</b>	<b>54</b>	<b>56</b>	<b>4</b>
Fraud by Cheque	320	206	455	152	683	242	247	186	108	23	9	1
Fraud by Credit Card	704	274	868	256	561	469	343	21	13	1	5	0
Other Fraud	1343	608	1436	436	1120	536	768	282	223	30	42	3
<b>Handling Stolen Goods</b>	<b>863</b>	<b>260</b>	<b>788</b>	<b>181</b>	<b>970</b>	<b>294</b>	<b>331</b>	<b>84</b>	<b>63</b>	<b>19</b>	<b>12</b>	<b>2</b>
Possess Property Susp. Stolen	175	47	152	38	177	49	59	17	9	6	3	2
Receiving Stolen Property	215	83	179	48	193	54	79	13	20	7	1	0
Possess, Receive, etc. Tainted Property	451	128	441	93	583	187	181	54	30	5	8	0
Other Handling Stolen Goods	22	2	16	2	17	4	12	0	4	1	0	0
<b>Offences Against Property</b>	<b>12766</b>	<b>2824</b>	<b>9727</b>	<b>2178</b>	<b>8831</b>	<b>2981</b>	<b>3330</b>	<b>1062</b>	<b>795</b>	<b>248</b>	<b>234</b>	<b>69</b>
<b>Drug Offences</b>	<b>5865</b>	<b>1392</b>	<b>4884</b>	<b>1209</b>	<b>5859</b>	<b>1643</b>	<b>2578</b>	<b>654</b>	<b>479</b>	<b>90</b>	<b>111</b>	<b>8</b>
<b>Prostitution Offences</b>	<b>10</b>	<b>47</b>	<b>33</b>	<b>73</b>	<b>86</b>	<b>143</b>	<b>32</b>	<b>32</b>	<b>15</b>	<b>10</b>	<b>7</b>	<b>1</b>
<b>Liquor (excluding Drunkenness)</b>	<b>115</b>	<b>23</b>	<b>122</b>	<b>18</b>	<b>183</b>	<b>39</b>	<b>65</b>	<b>25</b>	<b>25</b>	<b>2</b>	<b>7</b>	<b>1</b>
<b>Gaming Racing &amp; Betting Offences</b>	<b>0</b>	<b>1</b>	<b>0</b>	<b>0</b>	<b>0</b>	<b>1</b>	<b>3</b>	<b>0</b>	<b>1</b>	<b>0</b>	<b>0</b>	<b>0</b>
<b>Breach Domestic Violence Order</b>	<b>601</b>	<b>25</b>	<b>924</b>	<b>74</b>	<b>1600</b>	<b>118</b>	<b>755</b>	<b>74</b>	<b>208</b>	<b>10</b>	<b>36</b>	<b>0</b>
<b>Trespassing Vagrancy Offences</b>	<b>326</b>	<b>45</b>	<b>195</b>	<b>30</b>	<b>219</b>	<b>42</b>	<b>93</b>	<b>15</b>	<b>29</b>	<b>6</b>	<b>12</b>	<b>0</b>
<b>Weapons Act Offences</b>	<b>606</b>	<b>66</b>	<b>589</b>	<b>80</b>	<b>902</b>	<b>91</b>	<b>582</b>	<b>47</b>	<b>268</b>	<b>19</b>	<b>121</b>	<b>0</b>
<b>Good Order Offences</b>	<b>4582</b>	<b>823</b>	<b>3029</b>	<b>607</b>	<b>3299</b>	<b>948</b>	<b>1190</b>	<b>387</b>	<b>362</b>	<b>89</b>	<b>76</b>	<b>10</b>
<b>Stock Offences</b>	<b>5</b>	<b>0</b>	<b>21</b>	<b>0</b>	<b>7</b>	<b>2</b>	<b>12</b>	<b>0</b>	<b>7</b>	<b>0</b>	<b>3</b>	<b>0</b>
<b>Traffic and Related Offences</b>	<b>5680</b>	<b>827</b>	<b>4278</b>	<b>664</b>	<b>5716</b>	<b>1312</b>	<b>3491</b>	<b>801</b>	<b>1593</b>	<b>250</b>	<b>527</b>	<b>41</b>
<b>Miscellaneous Offences</b>	<b>371</b>	<b>53</b>	<b>315</b>	<b>61</b>	<b>375</b>	<b>92</b>	<b>160</b>	<b>46</b>	<b>79</b>	<b>12</b>	<b>44</b>	<b>3</b>
<b>Other Offences</b>	<b>18161</b>	<b>3302</b>	<b>14390</b>	<b>2816</b>	<b>18246</b>	<b>4431</b>	<b>8961</b>	<b>2081</b>	<b>3066</b>	<b>488</b>	<b>944</b>	<b>64</b>

\* Only those offenders whose age and sex were identified are included.

# Offenders

## Queensland By Type of Action^ by Age - 2000/2001\*

Offence	Arrest		Caution		Comm. Conference		Notice to Appear	
	Juvenile	Adult	Juvenile	Adult	Juvenile	Adult	Juvenile	Adult
<b>Homicide</b>	<b>4</b>	<b>175</b>	<b>1</b>	<b>0</b>	<b>0</b>	<b>0</b>	<b>0</b>	<b>6</b>
Murder	0	51	0	0	0	0	0	0
Attempted Murder	4	118	1	0	0	0	0	1
Conspiracy to Murder	0	0	0	0	0	0	0	1
Manslaughter (excl. by Driving)	0	4	0	0	0	0	0	0
Driving Causing Death	0	2	0	0	0	0	0	4
<b>Assault</b>	<b>468</b>	<b>5373</b>	<b>629</b>	<b>18</b>	<b>17</b>	<b>6</b>	<b>0</b>	<b>3701</b>
Serious Assault	265	3021	370	11	13	3	0	2296
Other Assault	203	2352	259	7	4	3	0	1405
<b>Sexual Offences</b>	<b>59</b>	<b>1652</b>	<b>134</b>	<b>0</b>	<b>0</b>	<b>2</b>	<b>0</b>	<b>486</b>
Rape & Attempted Rape	23	423	10	0	0	0	0	27
Other Sexual Offences	36	1229	124	0	0	2	0	459
<b>Robbery</b>	<b>166</b>	<b>920</b>	<b>23</b>	<b>1</b>	<b>1</b>	<b>0</b>	<b>0</b>	<b>83</b>
Armed Robbery	71	648	8	0	1	0	0	21
Unarmed Robbery	95	272	15	1	0	0	0	62
<b>Extortion</b>	<b>2</b>	<b>24</b>	<b>1</b>	<b>0</b>	<b>0</b>	<b>0</b>	<b>0</b>	<b>7</b>
<b>Kidnapping &amp; Abduction etc.</b>	<b>22</b>	<b>185</b>	<b>1</b>	<b>0</b>	<b>3</b>	<b>0</b>	<b>0</b>	<b>19</b>
<b>Other Offences Against the Person</b>	<b>44</b>	<b>814</b>	<b>69</b>	<b>4</b>	<b>3</b>	<b>2</b>	<b>0</b>	<b>353</b>
<b>Offences Against the Person</b>	<b>765</b>	<b>9143</b>	<b>858</b>	<b>23</b>	<b>24</b>	<b>10</b>	<b>0</b>	<b>4655</b>
<b>Unlawful Entry</b>	<b>1662</b>	<b>7182</b>	<b>1596</b>	<b>8</b>	<b>52</b>	<b>9</b>	<b>0</b>	<b>3103</b>
Unlawful Entry - Dwelling	641	4225	428	0	24	4	0	1680
- Without Violence	619	3926	420	0	24	4	0	1546
- With Violence	22	299	8	0	0	0	0	134
Unlawful Entry - Shop	371	1055	221	3	5	1	0	483
Unlawful Entry - Other	650	1902	947	5	23	4	0	940
<b>Arson</b>	<b>23</b>	<b>149</b>	<b>34</b>	<b>0</b>	<b>8</b>	<b>2</b>	<b>0</b>	<b>38</b>
<b>Other Property Damage</b>	<b>1472</b>	<b>5666</b>	<b>1895</b>	<b>23</b>	<b>95</b>	<b>76</b>	<b>0</b>	<b>3900</b>
<b>Motor Vehicle Theft</b>	<b>936</b>	<b>2751</b>	<b>385</b>	<b>4</b>	<b>10</b>	<b>3</b>	<b>0</b>	<b>1338</b>
<b>Other Theft (excl. Unlawful Entry)</b>	<b>1397</b>	<b>6912</b>	<b>5867</b>	<b>98</b>	<b>76</b>	<b>30</b>	<b>0</b>	<b>9562</b>
Stealing from Dwelling	56	436	132	0	5	0	0	566
Shop Stealing	226	1246	4475	73	46	7	0	4885
Vehicles (Steal from/Enter with Intent)	747	3082	414	4	8	8	0	1485
Other Stealing	368	2148	846	21	17	15	0	2626
<b>Fraud</b>	<b>73</b>	<b>6208</b>	<b>251</b>	<b>8</b>	<b>8</b>	<b>6</b>	<b>0</b>	<b>7560</b>
Fraud by Cheque	5	1470	16	0	0	1	0	1222
Fraud by Credit Card	23	1917	49	0	3	0	0	1814
Other Fraud	45	2821	186	8	5	5	0	4524
<b>Handling Stolen Goods</b>	<b>206</b>	<b>2188</b>	<b>346</b>	<b>8</b>	<b>6</b>	<b>5</b>	<b>0</b>	<b>2688</b>
Possess Property Susp. Stolen	52	384	35	1	1	0	0	569
Receiving Stolen Property	64	478	217	5	3	4	0	713
Possess, Receive, etc. Tainted Property	80	1258	92	2	2	1	0	1382
Other Handling Stolen Goods	10	68	2	0	0	0	0	24
<b>Offences Against Property</b>	<b>5769</b>	<b>31056</b>	<b>10374</b>	<b>149</b>	<b>255</b>	<b>131</b>	<b>0</b>	<b>28189</b>
<b>Drug Offences</b>	<b>289</b>	<b>7810</b>	<b>1704</b>	<b>33</b>	<b>23</b>	<b>20</b>	<b>0</b>	<b>22082</b>
<b>Prostitution Offences</b>	<b>2</b>	<b>43</b>	<b>2</b>	<b>0</b>	<b>0</b>	<b>0</b>	<b>0</b>	<b>486</b>
<b>Liquor (excluding Drunkenness)</b>	<b>140</b>	<b>462</b>	<b>261</b>	<b>20</b>	<b>0</b>	<b>1</b>	<b>0</b>	<b>280</b>
<b>Gaming Racing &amp; Betting Offences</b>	<b>0</b>	<b>0</b>	<b>0</b>	<b>0</b>	<b>0</b>	<b>0</b>	<b>0</b>	<b>7</b>
<b>Breach Domestic Violence Order</b>	<b>5</b>	<b>2513</b>	<b>0</b>	<b>1</b>	<b>0</b>	<b>2</b>	<b>0</b>	<b>1847</b>
<b>Trespassing &amp; Vagrancy Offences</b>	<b>195</b>	<b>656</b>	<b>491</b>	<b>15</b>	<b>12</b>	<b>4</b>	<b>0</b>	<b>1010</b>
<b>Weapons Act Offences</b>	<b>55</b>	<b>1160</b>	<b>231</b>	<b>8</b>	<b>3</b>	<b>5</b>	<b>0</b>	<b>2618</b>
<b>Good Order Offences</b>	<b>1032</b>	<b>14066</b>	<b>276</b>	<b>14</b>	<b>4</b>	<b>9</b>	<b>0</b>	<b>5950</b>
<b>Stock Offences</b>	<b>0</b>	<b>5</b>	<b>0</b>	<b>2</b>	<b>0</b>	<b>0</b>	<b>0</b>	<b>36</b>
<b>Traffic and Related Offences</b>	<b>87</b>	<b>6228</b>	<b>36</b>	<b>0</b>	<b>1</b>	<b>22</b>	<b>0</b>	<b>21984</b>
<b>Miscellaneous Offences</b>	<b>105</b>	<b>862</b>	<b>254</b>	<b>10</b>	<b>4</b>	<b>1</b>	<b>0</b>	<b>1126</b>
<b>Total Other Offences</b>	<b>1910</b>	<b>33805</b>	<b>3255</b>	<b>103</b>	<b>47</b>	<b>64</b>	<b>0</b>	<b>57426</b>

\* Only those offenders whose age and sex were identified are included.  
 ^ See Explanatory Notes for definitions and inclusions (page 147)

# Offenders

## Queensland By Type of Action<sup>^</sup> by Age - 2000/2001\*

Offence	Notice to Attend		Summons		Warrant		Other	
	Juvenile	Adult*	Juvenile	Adult	Juvenile	Adult	Juvenile	Adult
<b>Homicide</b>	<b>0</b>	<b>0</b>	<b>0</b>	<b>27</b>	<b>0</b>	<b>2</b>	<b>0</b>	<b>6</b>
Murder	0	0	0	1	0	0	0	3
Attempted Murder	0	0	0	2	0	0	0	2
Conspiracy to Murder	0	0	0	0	0	0	0	0
Manslaughter (excl. by Driving)	0	0	0	1	0	0	0	1
Driving Causing Death	0	0	0	23	0	2	0	0
<b>Assault</b>	<b>456</b>	<b>34</b>	<b>9</b>	<b>159</b>	<b>1</b>	<b>19</b>	<b>21</b>	<b>103</b>
Serious Assault	289	21	7	105	1	13	9	69
Other Assault	167	13	2	54	0	6	12	34
<b>Sexual Offences</b>	<b>24</b>	<b>5</b>	<b>3</b>	<b>73</b>	<b>0</b>	<b>9</b>	<b>4</b>	<b>27</b>
Rape & Attempted Rape	3	0	0	9	0	0	0	5
Other Sexual Offences	21	5	3	64	0	9	4	22
<b>Robbery</b>	<b>38</b>	<b>2</b>	<b>3</b>	<b>4</b>	<b>0</b>	<b>13</b>	<b>1</b>	<b>3</b>
Armed Robbery	10	1	1	3	0	10	0	3
Unarmed Robbery	28	1	2	1	0	3	1	0
<b>Extortion</b>	<b>0</b>	<b>0</b>	<b>0</b>	<b>0</b>	<b>0</b>	<b>0</b>	<b>0</b>	<b>0</b>
<b>Kidnapping &amp; Abduction etc.</b>	<b>3</b>	<b>1</b>	<b>1</b>	<b>3</b>	<b>0</b>	<b>2</b>	<b>0</b>	<b>2</b>
<b>Other Offences Against the Person</b>	<b>36</b>	<b>2</b>	<b>1</b>	<b>22</b>	<b>0</b>	<b>6</b>	<b>7</b>	<b>67</b>
<b>Offences Against the Person</b>	<b>557</b>	<b>44</b>	<b>17</b>	<b>288</b>	<b>1</b>	<b>51</b>	<b>33</b>	<b>208</b>
<b>Unlawful Entry</b>	<b>1330</b>	<b>88</b>	<b>14</b>	<b>58</b>	<b>2</b>	<b>35</b>	<b>25</b>	<b>210</b>
Unlawful Entry - Dwelling	488	41	4	36	2	23	7	136
- Without Violence	481	41	3	34	2	22	7	134
- With Violence	7	0	1	2	0	1	0	2
Unlawful Entry - Shop	279	9	1	7	0	4	4	18
Unlawful Entry - Other	563	38	9	15	0	8	14	56
<b>Arson</b>	<b>4</b>	<b>8</b>	<b>3</b>	<b>2</b>	<b>1</b>	<b>0</b>	<b>2</b>	<b>2</b>
<b>Other Property Damage</b>	<b>1458</b>	<b>72</b>	<b>6</b>	<b>68</b>	<b>3</b>	<b>15</b>	<b>38</b>	<b>228</b>
<b>Motor Vehicle Theft</b>	<b>634</b>	<b>56</b>	<b>4</b>	<b>28</b>	<b>0</b>	<b>22</b>	<b>12</b>	<b>76</b>
<b>Other Theft (excl. Unlawful Entry)</b>	<b>2653</b>	<b>104</b>	<b>21</b>	<b>118</b>	<b>5</b>	<b>65</b>	<b>70</b>	<b>294</b>
Stealing from Dwelling	115	1	0	14	1	6	7	7
Shop Stealing	1337	26	7	20	0	2	30	30
Vehicles (Steal from/Enter with Intent)	595	35	11	34	2	18	13	209
Other Stealing	606	42	3	50	2	39	20	48
<b>Fraud</b>	<b>236</b>	<b>80</b>	<b>0</b>	<b>364</b>	<b>0</b>	<b>93</b>	<b>4</b>	<b>170</b>
Fraud by Cheque	31	4	0	28	0	32	0	35
Fraud by Credit Card	64	0	0	18	0	31	1	35
Other Fraud	141	76	0	318	0	30	3	100
<b>Handling Stolen Goods</b>	<b>483</b>	<b>14</b>	<b>0</b>	<b>18</b>	<b>0</b>	<b>12</b>	<b>6</b>	<b>34</b>
Possess Property Susp. Stolen	135	0	0	3	0	3	1	6
Receiving Stolen Property	148	9	0	5	0	2	1	9
Possess, Receive, etc. Tainted Property	199	5	0	10	0	7	4	17
Other Handling Stolen Goods	1	0	0	0	0	0	0	2
<b>Offences Against Property</b>	<b>6798</b>	<b>422</b>	<b>48</b>	<b>656</b>	<b>11</b>	<b>242</b>	<b>157</b>	<b>1014</b>
<b>Drug Offences</b>	<b>1042</b>	<b>34</b>	<b>9</b>	<b>148</b>	<b>1</b>	<b>73</b>	<b>7</b>	<b>284</b>
<b>Prostitution Offences</b>	<b>17</b>	<b>0</b>	<b>0</b>	<b>0</b>	<b>0</b>	<b>0</b>	<b>0</b>	<b>1</b>
<b>Liquor (excluding Drunkenness)</b>	<b>146</b>	<b>6</b>	<b>10</b>	<b>51</b>	<b>0</b>	<b>0</b>	<b>3</b>	<b>2</b>
<b>Gaming Racing &amp; Betting Offences</b>	<b>0</b>	<b>0</b>	<b>0</b>	<b>0</b>	<b>0</b>	<b>0</b>	<b>0</b>	<b>0</b>
<b>Breach Domestic Violence Order</b>	<b>3</b>	<b>0</b>	<b>0</b>	<b>17</b>	<b>0</b>	<b>14</b>	<b>0</b>	<b>181</b>
<b>Trespassing &amp; Vagrancy Offences</b>	<b>417</b>	<b>5</b>	<b>10</b>	<b>20</b>	<b>0</b>	<b>1</b>	<b>21</b>	<b>11</b>
<b>Weapons Act Offences</b>	<b>98</b>	<b>3</b>	<b>1</b>	<b>80</b>	<b>0</b>	<b>4</b>	<b>3</b>	<b>14</b>
<b>Good Order Offences</b>	<b>937</b>	<b>26</b>	<b>5</b>	<b>161</b>	<b>0</b>	<b>30</b>	<b>4</b>	<b>62</b>
<b>Stock Offences</b>	<b>0</b>	<b>0</b>	<b>0</b>	<b>11</b>	<b>0</b>	<b>0</b>	<b>0</b>	<b>3</b>
<b>Traffic and Related Offences</b>	<b>161</b>	<b>4</b>	<b>4</b>	<b>333</b>	<b>0</b>	<b>49</b>	<b>0</b>	<b>46</b>
<b>Miscellaneous Offences</b>	<b>234</b>	<b>2</b>	<b>3</b>	<b>67</b>	<b>0</b>	<b>13</b>	<b>15</b>	<b>29</b>
<b>Total Other Offences</b>	<b>3055</b>	<b>80</b>	<b>42</b>	<b>888</b>	<b>1</b>	<b>184</b>	<b>53</b>	<b>633</b>

\* Only those offenders whose age and sex were identified are included.

<sup>^</sup> See Explanatory Notes for definitions and inclusions (page 147).

+ Persons aged 17 years (adult) may be served with a Notice to Attend for offences committed when 16 years of age (*Juvenile Justice Act, 1992*).

# Offenders

## Regions By Age and Sex - 2000/2001\*

Offence	10 - 14		15 years		16 years		17 years		18 years		19 years	
	Male	Female	Male	Female	Male	Female	Male	Female	Male	Female	Male	Female
<b>Far Northern Region</b>												
Homicide	0	0	0	0	0	0	1	0	1	0	1	0
Assault	33	40	22	11	57	15	81	32	60	9	65	15
Sexual Offences	5	0	5	0	6	0	5	0	2	0	4	0
Robbery	1	0	1	1	2	2	1	0	4	2	2	2
All Other Offences Against the Person <sup>^</sup>	1	1	3	0	5	1	4	1	6	0	5	1
<b>Offences Against the Person</b>	<b>40</b>	<b>41</b>	<b>31</b>	<b>12</b>	<b>70</b>	<b>18</b>	<b>92</b>	<b>33</b>	<b>73</b>	<b>11</b>	<b>77</b>	<b>18</b>
Unlawful Entry	376	60	142	13	192	12	142	11	74	3	74	2
Arson	4	0	1	0	0	0	1	0	0	0	0	0
Other Property Damage	231	36	83	19	101	16	99	14	97	10	62	3
Motor Vehicle Theft	46	6	39	13	43	11	41	0	31	1	22	4
Other Theft (excl. Unlawful Entry)	393	173	111	60	157	50	101	31	102	11	56	12
Fraud	12	2	5	1	7	16	11	13	10	7	16	12
Handling Stolen Goods	79	16	31	3	30	2	37	5	30	3	20	5
<b>Offences Against Property</b>	<b>1141</b>	<b>293</b>	<b>412</b>	<b>109</b>	<b>530</b>	<b>107</b>	<b>432</b>	<b>74</b>	<b>344</b>	<b>35</b>	<b>250</b>	<b>38</b>
<b>Northern Region</b>												
Homicide	0	0	0	0	1	0	0	0	0	0	1	0
Assault	49	18	24	7	31	9	34	12	47	12	45	12
Sexual Offences	9	1	4	0	5	0	15	0	4	0	1	0
Robbery	5	0	5	0	4	0	2	0	4	0	7	0
All Other Offences Against the Person <sup>^</sup>	7	1	2	1	0	0	4	0	7	0	3	2
<b>Offences Against the Person</b>	<b>70</b>	<b>20</b>	<b>35</b>	<b>8</b>	<b>41</b>	<b>9</b>	<b>55</b>	<b>12</b>	<b>62</b>	<b>12</b>	<b>57</b>	<b>14</b>
Unlawful Entry	276	34	163	23	192	25	139	23	138	25	119	3
Arson	1	0	0	0	2	0	4	0	3	0	1	0
Other Property Damage	182	23	117	21	139	9	132	20	104	5	63	6
Motor Vehicle Theft	50	10	44	18	69	15	78	6	43	6	30	1
Other Theft (excl. Unlawful Entry)	284	93	115	66	145	33	120	33	73	15	66	14
Fraud	3	0	8	10	20	10	11	79	24	35	17	3
Handling Stolen Goods	35	4	36	3	33	2	22	5	15	3	15	5
<b>Offences Against Property</b>	<b>831</b>	<b>164</b>	<b>483</b>	<b>141</b>	<b>600</b>	<b>94</b>	<b>506</b>	<b>166</b>	<b>400</b>	<b>89</b>	<b>311</b>	<b>32</b>
<b>Central Region</b>												
Homicide	0	0	0	0	0	0	0	0	0	0	2	0
Assault	64	23	45	5	36	24	45	18	45	8	45	6
Sexual Offences	19	2	9	0	2	0	4	0	1	0	2	0
Robbery	4	1	3	0	8	1	6	2	5	0	8	0
All Other Offences Against the Person <sup>^</sup>	7	3	6	0	3	3	5	4	4	2	6	1
<b>Offences Against the Person</b>	<b>94</b>	<b>29</b>	<b>63</b>	<b>5</b>	<b>49</b>	<b>28</b>	<b>60</b>	<b>24</b>	<b>55</b>	<b>10</b>	<b>63</b>	<b>7</b>
Unlawful Entry	236	50	185	8	157	12	100	17	130	9	96	3
Arson	7	3	0	0	2	0	2	1	2	1	0	0
Other Property Damage	247	44	159	12	102	24	101	44	110	14	61	3
Motor Vehicle Theft	29	9	53	3	33	16	34	7	42	2	12	2
Other Theft (excl. Unlawful Entry)	359	186	238	51	174	54	125	84	111	34	54	32
Fraud	0	1	7	2	14	10	13	15	13	26	49	3
Handling Stolen Goods	37	7	20	3	18	0	24	4	21	4	18	2
<b>Offences Against Property</b>	<b>915</b>	<b>300</b>	<b>662</b>	<b>79</b>	<b>500</b>	<b>116</b>	<b>399</b>	<b>172</b>	<b>429</b>	<b>90</b>	<b>290</b>	<b>45</b>
<b>North Coast Region</b>												
Homicide	0	0	0	0	1	0	1	0	0	0	1	0
Assault	70	37	29	29	65	29	73	38	48	14	60	9
Sexual Offences	16	1	8	0	12	0	5	0	2	0	4	1
Robbery	7	1	3	2	11	1	12	1	15	0	3	1
All Other Offences Against the Person <sup>^</sup>	11	1	9	2	13	1	8	1	3	2	13	2
<b>Offences Against the Person</b>	<b>104</b>	<b>40</b>	<b>49</b>	<b>33</b>	<b>102</b>	<b>31</b>	<b>99</b>	<b>40</b>	<b>68</b>	<b>16</b>	<b>81</b>	<b>13</b>
Unlawful Entry	432	28	190	23	180	32	219	55	166	11	104	10
Arson	8	1	5	1	3	0	3	2	9	0	6	0
Other Property Damage	414	41	171	24	190	34	200	188	177	19	124	6
Motor Vehicle Theft	108	22	104	10	97	12	98	48	93	9	62	4
Other Theft (excl. Unlawful Entry)	642	442	298	163	337	143	312	286	256	58	191	25
Fraud	27	9	43	3	65	17	34	18	58	5	86	5
Handling Stolen Goods	50	22	38	8	39	12	56	11	48	9	52	2
<b>Offences Against Property</b>	<b>1681</b>	<b>565</b>	<b>849</b>	<b>232</b>	<b>911</b>	<b>250</b>	<b>922</b>	<b>608</b>	<b>807</b>	<b>111</b>	<b>625</b>	<b>52</b>

<sup>^</sup> All Other Offences Against the Person includes the offence sub-divisions of Extortion, and Kidnapping, Abduction and Deprivation of Liberty.  
 \* Only those offenders whose age and sex were identified are included.

# Offenders

## Regions By Age and Sex - 2000/2001\*

Offence	20 - 24		25 - 29		30 - 39		40 - 49		50 - 59		60 & over	
	Male	Female	Male	Female	Male	Female	Male	Female	Male	Female	Male	Female
<b>Far Northern Region</b>												
Homicide	3	0	2	0	7	0	2	0	0	0	0	0
Assault	328	72	395	67	437	115	169	49	59	12	8	3
Sexual Offences	26	0	21	0	80	5	41	1	44	1	10	0
Robbery	10	5	7	0	6	0	5	0	0	0	0	0
All Other Offences Against the Person <sup>^</sup>	20	3	34	2	52	8	24	2	9	1	2	0
<b>Offences Against the Person</b>	<b>387</b>	<b>80</b>	<b>459</b>	<b>69</b>	<b>582</b>	<b>128</b>	<b>241</b>	<b>52</b>	<b>112</b>	<b>14</b>	<b>20</b>	<b>3</b>
Unlawful Entry	161	22	163	18	206	18	159	4	6	1	0	0
Arson	1	0	3	0	0	0	0	0	0	0	0	0
Other Property Damage	168	39	145	20	181	30	71	10	10	3	1	0
Motor Vehicle Theft	41	3	24	4	33	3	4	1	6	1	0	0
Other Theft (excl. Unlawful Entry)	204	80	172	35	209	53	71	27	26	10	11	3
Fraud	77	70	141	23	109	51	87	20	3	1	1	0
Handling Stolen Goods	61	16	55	13	72	14	28	5	5	0	2	0
<b>Offences Against Property</b>	<b>713</b>	<b>230</b>	<b>703</b>	<b>113</b>	<b>810</b>	<b>169</b>	<b>420</b>	<b>67</b>	<b>56</b>	<b>16</b>	<b>15</b>	<b>3</b>
<b>Northern Region</b>												
Homicide	4	0	2	0	3	0	2	0	0	0	0	0
Assault	224	55	183	39	264	70	93	23	33	4	2	1
Sexual Offences	15	0	16	0	49	1	49	0	23	0	4	0
Robbery	10	2	10	2	12	2	1	1	0	0	0	0
All Other Offences Against the Person <sup>^</sup>	24	7	22	6	36	12	21	4	7	6	0	0
<b>Offences Against the Person</b>	<b>277</b>	<b>64</b>	<b>233</b>	<b>47</b>	<b>364</b>	<b>85</b>	<b>166</b>	<b>28</b>	<b>63</b>	<b>10</b>	<b>6</b>	<b>1</b>
Unlawful Entry	232	13	80	8	87	10	19	5	2	0	0	0
Arson	6	0	1	1	2	1	4	0	0	0	0	0
Other Property Damage	224	13	108	11	89	19	33	5	8	0	0	0
Motor Vehicle Theft	51	7	29	2	25	7	2	2	2	0	0	0
Other Theft (excl. Unlawful Entry)	171	37	87	25	98	50	36	26	13	11	1	1
Fraud	147	112	185	21	135	62	43	42	14	4	0	0
Handling Stolen Goods	67	17	42	12	72	15	23	7	6	0	0	0
<b>Offences Against Property</b>	<b>898</b>	<b>199</b>	<b>532</b>	<b>80</b>	<b>508</b>	<b>164</b>	<b>160</b>	<b>87</b>	<b>45</b>	<b>15</b>	<b>1</b>	<b>1</b>
<b>Central Region</b>												
Homicide	1	0	3	0	5	2	3	0	2	1	2	0
Assault	165	25	134	22	175	49	74	17	27	2	6	1
Sexual Offences	15	0	6	0	58	0	67	0	19	1	13	0
Robbery	13	2	12	2	16	0	0	1	0	0	0	0
All Other Offences Against the Person <sup>^</sup>	18	5	14	2	39	4	19	3	7	0	2	1
<b>Offences Against the Person</b>	<b>212</b>	<b>32</b>	<b>169</b>	<b>26</b>	<b>293</b>	<b>55</b>	<b>163</b>	<b>21</b>	<b>55</b>	<b>4</b>	<b>23</b>	<b>2</b>
Unlawful Entry	296	24	81	10	82	20	21	3	6	0	2	0
Arson	6	0	1	0	6	1	5	0	1	0	0	0
Other Property Damage	193	19	125	14	128	21	35	7	8	1	2	0
Motor Vehicle Theft	55	3	18	3	34	8	8	1	1	0	1	0
Other Theft (excl. Unlawful Entry)	179	47	155	53	142	70	52	26	12	5	9	1
Fraud	325	114	239	68	182	204	105	25	23	2	12	2
Handling Stolen Goods	59	13	41	9	49	41	29	6	3	3	2	1
<b>Offences Against Property</b>	<b>1113</b>	<b>220</b>	<b>660</b>	<b>157</b>	<b>623</b>	<b>365</b>	<b>255</b>	<b>68</b>	<b>54</b>	<b>11</b>	<b>28</b>	<b>4</b>
<b>North Coast Region</b>												
Homicide	7	2	7	1	3	0	5	2	1	1	0	0
Assault	197	37	203	46	268	62	116	29	39	8	14	2
Sexual Offences	16	0	24	0	75	0	76	0	89	0	69	0
Robbery	36	2	13	6	22	2	5	1	2	0	0	0
All Other Offences Against the Person <sup>^</sup>	41	8	35	7	55	5	50	3	24	0	5	0
<b>Offences Against the Person</b>	<b>297</b>	<b>49</b>	<b>282</b>	<b>60</b>	<b>423</b>	<b>69</b>	<b>252</b>	<b>35</b>	<b>155</b>	<b>9</b>	<b>88</b>	<b>2</b>
Unlawful Entry	354	36	207	22	180	35	32	11	7	1	0	0
Arson	9	0	6	0	5	1	1	0	0	0	0	0
Other Property Damage	391	26	201	28	204	38	60	12	19	0	6	0
Motor Vehicle Theft	146	7	69	7	75	25	22	6	0	0	1	0
Other Theft (excl. Unlawful Entry)	765	119	274	151	285	163	100	46	41	41	30	21
Fraud	363	82	428	101	287	210	106	62	80	25	3	0
Handling Stolen Goods	111	19	100	29	127	49	45	11	3	1	1	0
<b>Offences Against Property</b>	<b>2139</b>	<b>289</b>	<b>1285</b>	<b>338</b>	<b>1163</b>	<b>521</b>	<b>366</b>	<b>148</b>	<b>150</b>	<b>68</b>	<b>41</b>	<b>21</b>

<sup>^</sup> All Other Offences Against the Person includes the offence sub-divisions of Extortion, and Kidnapping, Abduction and Deprivation of Liberty.

\* Only those offenders whose age and sex were identified are included.

# Offenders

## Regions By Age and Sex - 2000/2001\*

Offence	10 - 14		15 years		16 years		17 years		18 years		19 years	
	Male	Female	Male	Female	Male	Female	Male	Female	Male	Female	Male	Female
<b>Southern Region</b>												
Homicide	0	0	1	0	0	0	1	0	1	1	1	0
Assault	76	38	36	21	43	35	53	25	66	12	62	12
Sexual Offences	21	0	3	1	7	1	5	0	15	1	0	0
Robbery	18	1	5	4	11	1	14	2	15	1	2	1
All Other Offences Against the Person <sup>^</sup>	12	0	7	2	8	4	13	0	10	0	9	3
<b>Offences Against the Person</b>	<b>127</b>	<b>39</b>	<b>52</b>	<b>28</b>	<b>69</b>	<b>41</b>	<b>86</b>	<b>27</b>	<b>107</b>	<b>15</b>	<b>74</b>	<b>16</b>
Unlawful Entry	278	20	149	6	211	16	185	11	92	7	166	10
Arson	11	1	2	0	4	2	13	0	5	0	3	0
Other Property Damage	255	26	130	5	154	23	214	25	147	7	78	13
Motor Vehicle Theft	44	1	65	6	48	10	63	9	51	4	48	2
Other Theft (excl. Unlawful Entry)	415	247	166	74	179	68	175	36	142	53	102	33
Fraud	17	0	13	1	13	9	25	7	30	28	27	25
Handling Stolen Goods	41	7	24	7	38	16	42	6	31	13	23	10
<b>Offences Against Property</b>	<b>1061</b>	<b>302</b>	<b>549</b>	<b>99</b>	<b>647</b>	<b>144</b>	<b>717</b>	<b>94</b>	<b>498</b>	<b>112</b>	<b>447</b>	<b>93</b>
<b>South Eastern Region</b>												
Homicide	1	0	0	0	0	0	1	0	1	0	1	0
Assault	56	28	34	29	45	21	74	14	70	7	43	2
Sexual Offences	30	2	16	0	7	0	19	0	3	0	10	0
Robbery	4	3	8	3	10	1	21	0	13	1	6	2
All Other Offences Against the Person <sup>^</sup>	4	6	4	0	11	0	11	0	10	1	10	0
<b>Offences Against the Person</b>	<b>95</b>	<b>39</b>	<b>62</b>	<b>32</b>	<b>73</b>	<b>22</b>	<b>126</b>	<b>14</b>	<b>97</b>	<b>9</b>	<b>70</b>	<b>4</b>
Unlawful Entry	134	26	111	6	86	9	195	4	107	6	84	7
Arson	6	0	1	0	1	0	4	0	2	0	3	0
Other Property Damage	171	30	111	12	135	14	188	11	138	3	93	8
Motor Vehicle Theft	61	8	64	15	164	2	121	9	126	3	76	11
Other Theft (excl. Unlawful Entry)	373	342	149	126	225	60	291	73	248	35	141	40
Fraud	2	1	4	10	18	31	51	24	58	27	59	24
Handling Stolen Goods	15	9	21	6	32	5	58	7	34	6	27	7
<b>Offences Against Property</b>	<b>762</b>	<b>416</b>	<b>461</b>	<b>175</b>	<b>661</b>	<b>121</b>	<b>908</b>	<b>128</b>	<b>713</b>	<b>80</b>	<b>483</b>	<b>97</b>
<b>Metropolitan North Region</b>												
Homicide	0	0	0	0	0	0	3	0	2	0	3	2
Assault	61	17	36	13	43	8	61	17	62	12	60	8
Sexual Offences	2	0	3	0	1	0	4	0	3	0	2	0
Robbery	14	1	10	1	17	4	18	5	22	1	16	1
All Other Offences Against the Person <sup>^</sup>	13	0	3	1	9	1	7	0	7	0	13	0
<b>Offences Against the Person</b>	<b>90</b>	<b>18</b>	<b>52</b>	<b>15</b>	<b>70</b>	<b>13</b>	<b>93</b>	<b>22</b>	<b>96</b>	<b>13</b>	<b>94</b>	<b>11</b>
Unlawful Entry	94	6	68	8	75	15	88	11	114	4	165	9
Arson	3	0	0	0	2	1	4	0	3	0	0	0
Other Property Damage	258	23	164	22	226	19	208	26	194	8	113	8
Motor Vehicle Theft	81	14	68	17	103	13	92	26	61	3	42	2
Other Theft (excl. Unlawful Entry)	434	395	233	178	262	157	315	146	297	84	197	83
Fraud	7	0	10	14	12	16	29	56	73	45	56	37
Handling Stolen Goods	55	12	44	10	47	21	68	22	65	14	73	24
<b>Offences Against Property</b>	<b>932</b>	<b>450</b>	<b>587</b>	<b>249</b>	<b>727</b>	<b>242</b>	<b>804</b>	<b>287</b>	<b>807</b>	<b>158</b>	<b>646</b>	<b>163</b>
<b>Metropolitan South Region</b>												
Homicide	1	0	0	0	0	0	1	0	0	0	3	0
Assault	42	18	33	28	53	15	26	13	48	6	21	2
Sexual Offences	10	1	12	0	2	1	3	0	8	0	2	0
Robbery	12	2	9	2	26	2	15	5	11	2	21	0
All Other Offences Against the Person <sup>^</sup>	8	0	6	4	4	5	3	0	6	1	7	0
<b>Offences Against the Person</b>	<b>73</b>	<b>21</b>	<b>60</b>	<b>34</b>	<b>85</b>	<b>23</b>	<b>48</b>	<b>18</b>	<b>73</b>	<b>9</b>	<b>54</b>	<b>2</b>
Unlawful Entry	77	13	67	16	142	8	238	17	104	5	176	7
Arson	2	0	0	0	1	0	2	0	3	0	3	0
Other Property Damage	232	20	177	21	283	17	215	21	114	10	87	2
Motor Vehicle Theft	77	10	85	18	131	16	108	23	69	7	51	3
Other Theft (excl. Unlawful Entry)	366	257	161	132	265	56	213	63	159	41	158	24
Fraud	23	21	27	14	8	9	52	35	60	31	68	25
Handling Stolen Goods	33	11	24	10	26	5	31	18	51	4	43	7
<b>Offences Against Property</b>	<b>810</b>	<b>332</b>	<b>541</b>	<b>211</b>	<b>856</b>	<b>111</b>	<b>859</b>	<b>177</b>	<b>560</b>	<b>98</b>	<b>586</b>	<b>68</b>

<sup>^</sup> All Other Offences Against the Person includes the offence sub-divisions of Extortion, and Kidnapping, Abduction and Deprivation of Liberty.

\* Only those offenders whose age and sex were identified are included.

# Offenders

## Regions By Age and Sex - 2000/2001\*

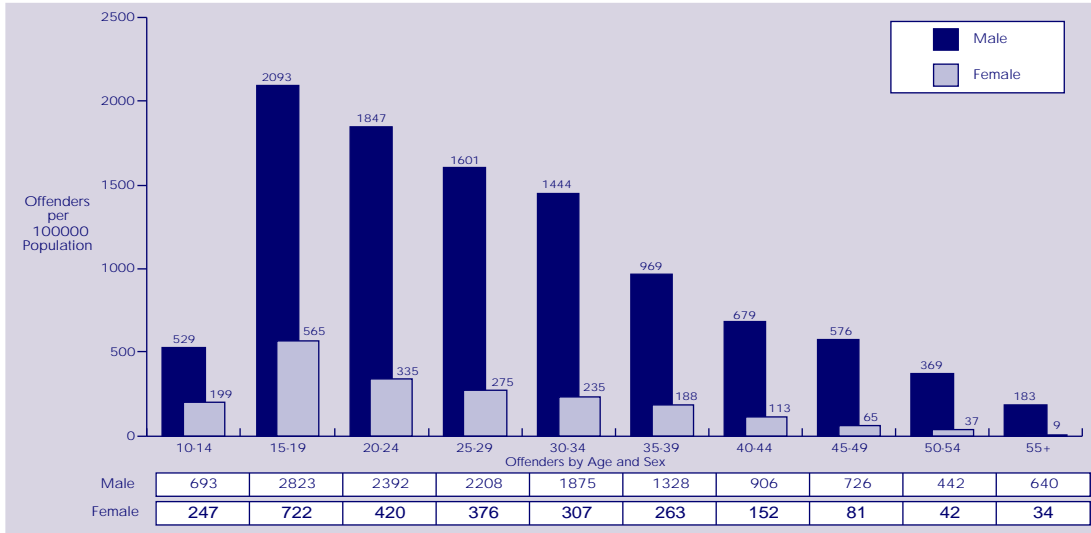
Offence	20 - 24		25 - 29		30 - 39		40 - 49		50 - 59		60 & over	
	Male	Female	Male	Female	Male	Female	Male	Female	Male	Female	Male	Female
<b>Southern Region</b>												
Homicide	3	1	2	4	8	1	3	0	2	0	1	0
Assault	228	50	164	33	179	50	79	22	20	3	7	2
Sexual Offences	22	0	37	0	75	0	92	1	32	0	29	0
Robbery	13	8	10	2	10	1	2	0	0	0	0	0
All Other Offences Against the Person <sup>^</sup>	34	5	19	7	42	10	19	5	5	0	13	0
<b>Offences Against the Person</b>	<b>300</b>	<b>64</b>	<b>232</b>	<b>46</b>	<b>314</b>	<b>62</b>	<b>195</b>	<b>28</b>	<b>59</b>	<b>3</b>	<b>50</b>	<b>2</b>
Unlawful Entry	305	37	119	10	108	16	27	2	6	0	2	1
Arson	6	1	5	1	7	1	3	0	0	0	0	0
Other Property Damage	290	23	145	18	148	13	31	5	4	2	3	0
Motor Vehicle Theft	68	12	51	5	31	6	10	2	2	0	0	0
Other Theft (excl. Unlawful Entry)	254	85	170	55	196	107	39	34	20	10	7	3
Fraud	189	78	182	79	294	115	181	79	10	0	5	0
Handling Stolen Goods	84	30	61	15	65	32	23	6	5	6	1	0
<b>Offences Against Property</b>	<b>1196</b>	<b>266</b>	<b>733</b>	<b>183</b>	<b>849</b>	<b>290</b>	<b>314</b>	<b>128</b>	<b>47</b>	<b>18</b>	<b>18</b>	<b>4</b>
<b>South Eastern Region</b>												
Homicide	8	0	6	0	5	2	5	0	2	0	2	0
Assault	212	43	180	28	238	56	113	24	31	5	15	1
Sexual Offences	29	2	35	1	85	3	59	0	45	0	48	0
Robbery	44	2	34	4	44	1	7	0	2	2	0	0
All Other Offences Against the Person <sup>^</sup>	30	4	37	2	45	10	23	4	9	1	15	0
<b>Offences Against the Person</b>	<b>323</b>	<b>51</b>	<b>292</b>	<b>35</b>	<b>417</b>	<b>72</b>	<b>207</b>	<b>28</b>	<b>89</b>	<b>8</b>	<b>80</b>	<b>1</b>
Unlawful Entry	430	29	330	25	390	25	64	7	8	2	1	0
Arson	4	1	1	0	1	1	2	0	0	1	0	0
Other Property Damage	248	29	208	18	204	36	65	12	16	0	1	0
Motor Vehicle Theft	177	23	165	21	141	28	48	3	4	0	2	0
Other Theft (excl. Unlawful Entry)	461	180	523	191	396	185	122	67	45	31	42	12
Fraud	401	187	555	167	404	253	237	88	70	12	13	2
Handling Stolen Goods	107	42	142	30	142	36	66	18	15	5	2	1
<b>Offences Against Property</b>	<b>1828</b>	<b>491</b>	<b>1924</b>	<b>452</b>	<b>1678</b>	<b>564</b>	<b>604</b>	<b>195</b>	<b>158</b>	<b>51</b>	<b>61</b>	<b>15</b>
<b>Metropolitan North Region</b>												
Homicide	8	0	2	0	9	0	5	1	2	0	3	0
Assault	213	41	199	39	236	50	92	23	30	2	10	3
Sexual Offences	27	1	69	0	88	1	61	1	39	0	42	4
Robbery	51	6	24	8	55	5	14	0	0	0	0	0
All Other Offences Against the Person <sup>^</sup>	43	2	25	2	53	5	24	1	8	0	3	1
<b>Offences Against the Person</b>	<b>342</b>	<b>50</b>	<b>319</b>	<b>49</b>	<b>441</b>	<b>61</b>	<b>196</b>	<b>26</b>	<b>79</b>	<b>2</b>	<b>58</b>	<b>8</b>
Unlawful Entry	388	37	372	37	228	21	44	7	11	1	1	0
Arson	3	0	1	0	3	0	1	0	0	0	2	0
Other Property Damage	790	28	235	23	225	19	42	4	10	2	2	0
Motor Vehicle Theft	180	30	142	15	125	14	30	3	3	0	1	0
Other Theft (excl. Unlawful Entry)	881	233	543	134	429	204	104	69	50	22	17	11
Fraud	489	241	581	263	524	199	437	68	53	3	9	0
Handling Stolen Goods	208	74	217	50	287	65	56	10	13	2	2	0
<b>Offences Against Property</b>	<b>2939</b>	<b>643</b>	<b>2091</b>	<b>522</b>	<b>1821</b>	<b>522</b>	<b>714</b>	<b>161</b>	<b>140</b>	<b>30</b>	<b>34</b>	<b>11</b>
<b>Metropolitan South Region</b>												
Homicide	7	0	7	1	8	3	2	0	1	0	0	0
Assault	141	23	111	28	182	29	80	14	34	3	15	0
Sexual Offences	16	0	45	1	50	2	86	0	31	2	54	0
Robbery	71	4	24	8	72	3	15	0	0	0	0	0
All Other Offences Against the Person <sup>^</sup>	19	3	35	6	54	1	29	1	6	2	4	0
<b>Offences Against the Person</b>	<b>254</b>	<b>30</b>	<b>222</b>	<b>44</b>	<b>366</b>	<b>38</b>	<b>212</b>	<b>15</b>	<b>72</b>	<b>7</b>	<b>73</b>	<b>0</b>
Unlawful Entry	473	29	578	37	242	18	70	13	10	0	2	0
Arson	4	0	3	1	4	0	1	0	0	1	1	0
Other Property Damage	319	28	198	14	183	15	52	8	7	1	4	0
Motor Vehicle Theft	169	27	149	12	94	18	40	4	0	0	0	0
Other Theft (excl. Unlawful Entry)	433	149	293	124	271	140	111	57	24	28	14	10
Fraud	376	204	448	122	429	150	162	105	91	7	13	0
Handling Stolen Goods	164	49	129	23	156	42	61	21	13	2	2	0
<b>Offences Against Property</b>	<b>1938</b>	<b>486</b>	<b>1798</b>	<b>333</b>	<b>1379</b>	<b>383</b>	<b>497</b>	<b>208</b>	<b>145</b>	<b>39</b>	<b>36</b>	<b>10</b>

<sup>^</sup> All Other Offences Against the Person includes the offence sub-divisions of Extortion, and Kidnapping, Abduction and Deprivation of Liberty.

\* Only those offenders whose age and sex were identified are included.

# Offenders

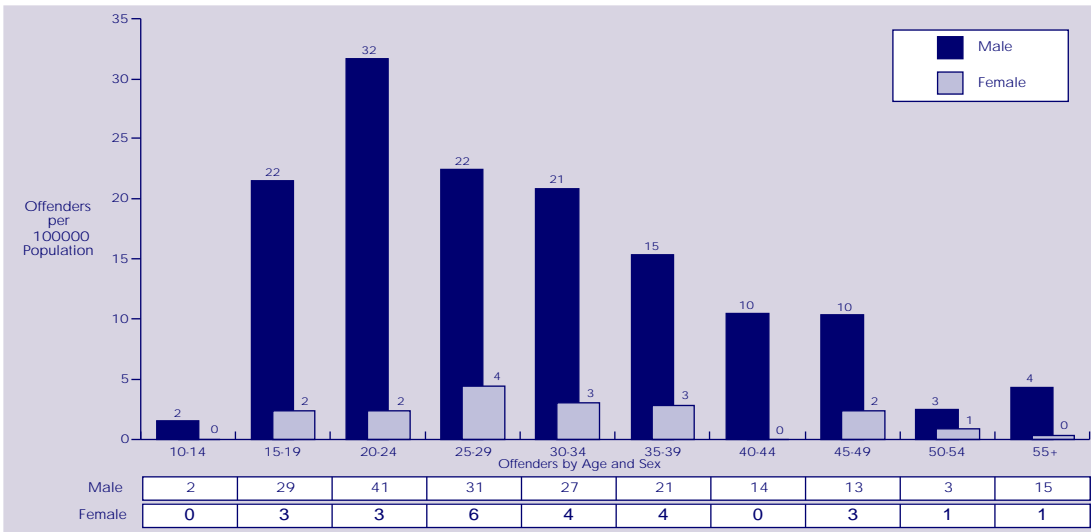
## Offences Against the Person - 2000/2001\*



At every age group, males were more likely than females to commit Offences Against the Person with males aged fifteen to nineteen years most likely to offend. Of those proceeded against for person

offences, 84% were male. As with most offence types, the likelihood of offending decreased significantly with increasing age for both males and females.

## Homicide - 2000/2001\*



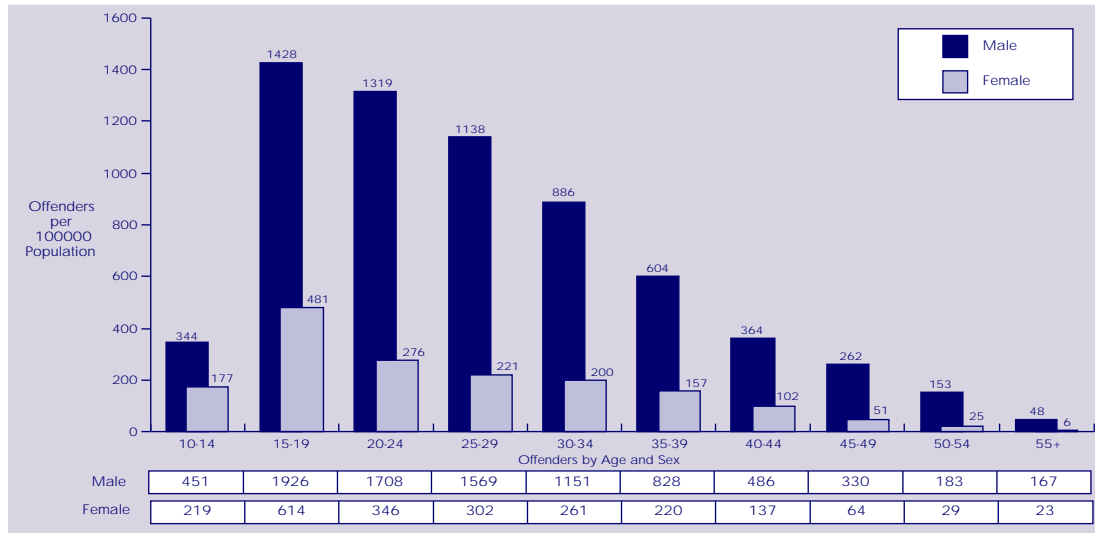
Males aged twenty to twenty-four years were most likely to commit Homicide offences. At every age, males committed more offences than females. In

total, only 11% of those proceeded against for Homicide offences were female; and this figure is lower than the 14% reported for the 1999/00 financial year.

\* Only those offenders whose age and sex were identified are included.

# Offenders

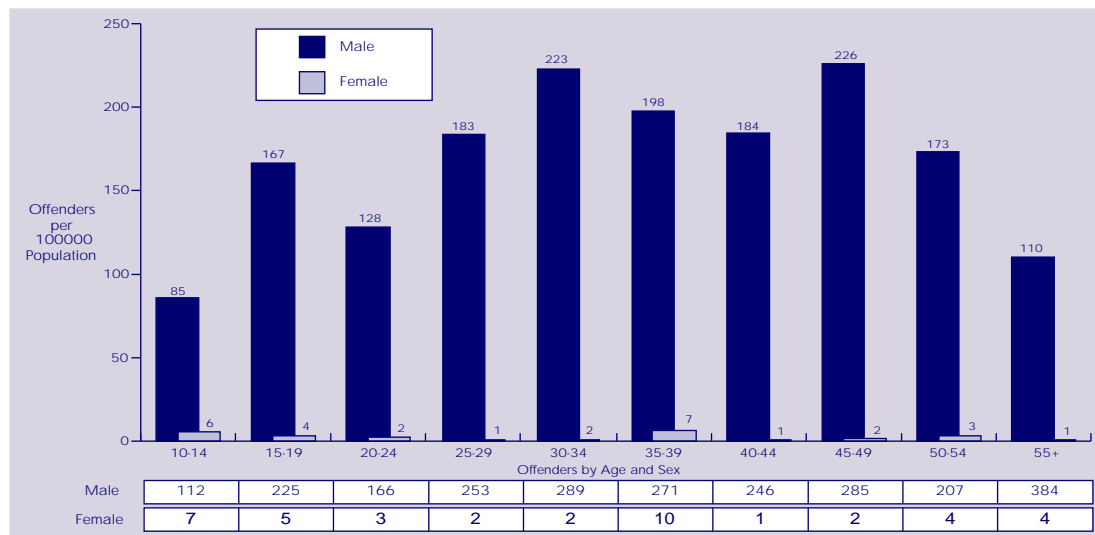
## Assault - 2000/2001\*



As with most offence types, the likelihood of committing Assault offences decreases with increasing age for both males and females. Approximately 80% of offenders were male. In fact, just under 50% of

offenders were male aged fifteen to twenty-nine years. For males and females, the likelihood of offending decreased markedly with increasing age.

## Sexual Offences - 2000/2001\*



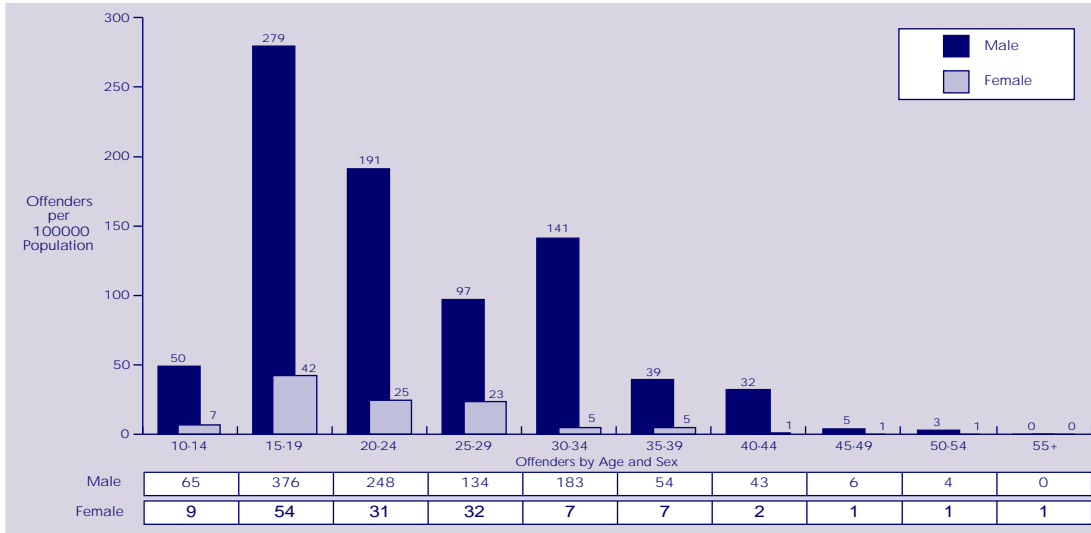
Sexual Offences are unique in that the likelihood of offending does not decrease with increasing age. The age distribution of offenders is approximately uniform with the risk of offending similar for all age groups. In

addition, most offences, 98%, were committed by males. In total, only forty female offenders were proceeded against during the 2000/01 financial year.

\* Only those offenders whose age and sex were identified are included.

# Offenders

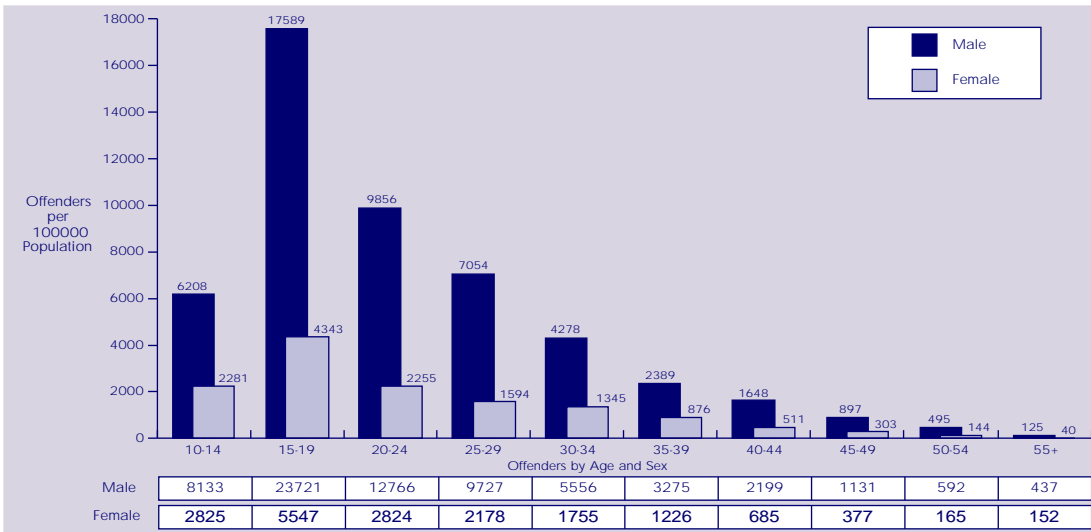
## Robbery - 2000/2001\*



Only 5% of offenders were aged forty years or more and nearly all of these were male. Thus, of those proceeded against for Robbery offences, most were in the fifteen to twenty-four year age group.

Approximately 88% of offenders were male and those in the fifteen to nineteen age group were more likely to be proceeded against for both males and females.

## Offences Against Property - 2000/2001\*



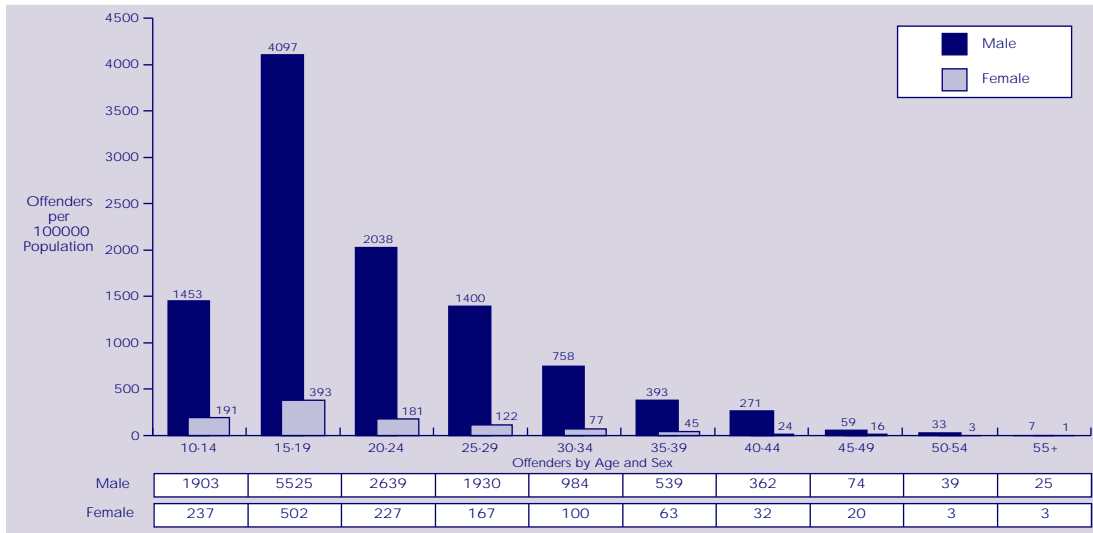
Males aged fifteen to nineteen years were over four times more likely to commit Offences Against Property than females in the same age group. In total, only 21% of offenders were female; this figure is only

slightly lower than that reported in 1999/00. At every age, males were more likely than females to be proceeded against for Offences Against Property.

\* Only those offenders whose age and sex were identified are included.

# Offenders

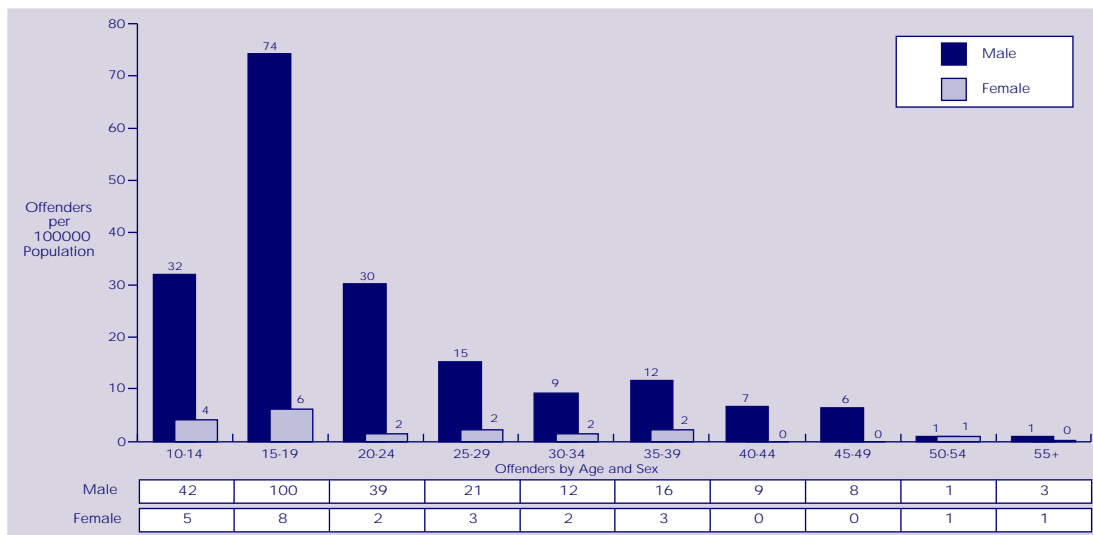
## Unlawful Entry - 2000/2001\*



As with most offence types, a large proportion of Unlawful Entry offenders were male aged fifteen to nineteen years. Very few offences were committed by persons in older age groups (over forty years) and only

9% of offenders were female. Just over 65% of offenders were male aged between ten and twenty-four years inclusive.

## Arson - 2000/2001\*



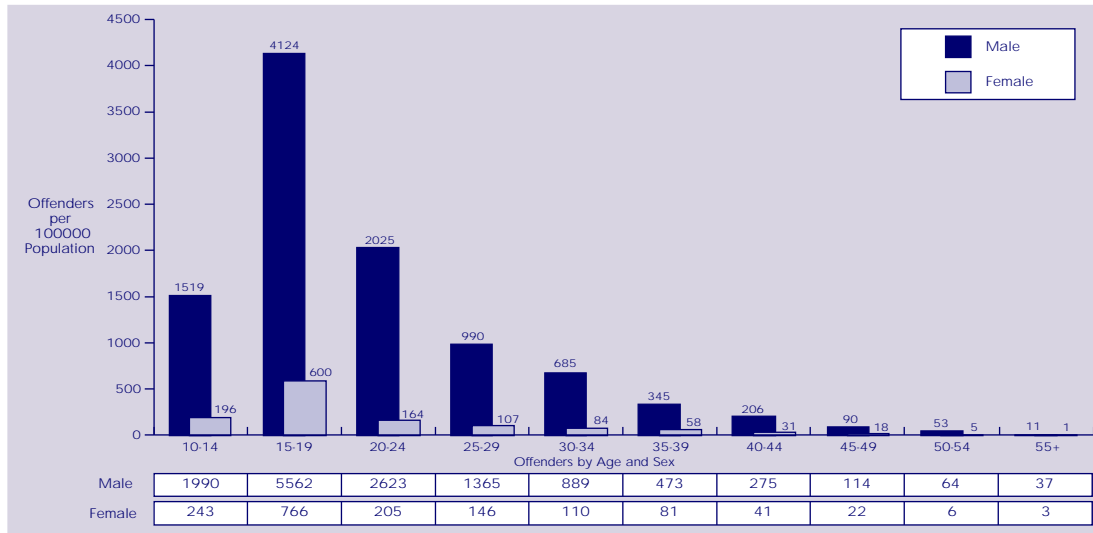
Approximately 66% of those proceeded against for Arson offences were male aged between ten and twenty-four years. While only 9% of offenders were female, the largest proportion of them were aged

fifteen to nineteen years. As with most property offences, very few offenders were recorded in older age groups (over forty-five years).

\* Only those offenders whose age and sex were identified are included.

# Offenders

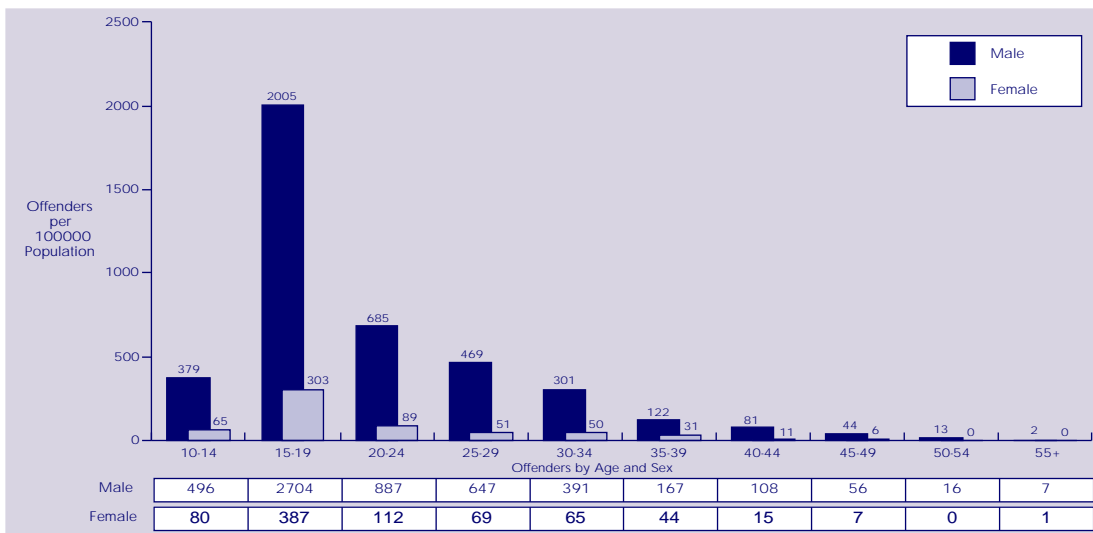
## Other Property Damage - 2000/2001\*



As with most Property offences, the largest proportion of Other Property Damage offenders were male aged between fifteen and nineteen years. At every age, males were more likely to offend than females. In

addition, as with most property offences, there were very few offenders in the older age groups. In fact, 86% of offenders were aged under thirty years.

## Motor Vehicle Theft - 2000/2001\*



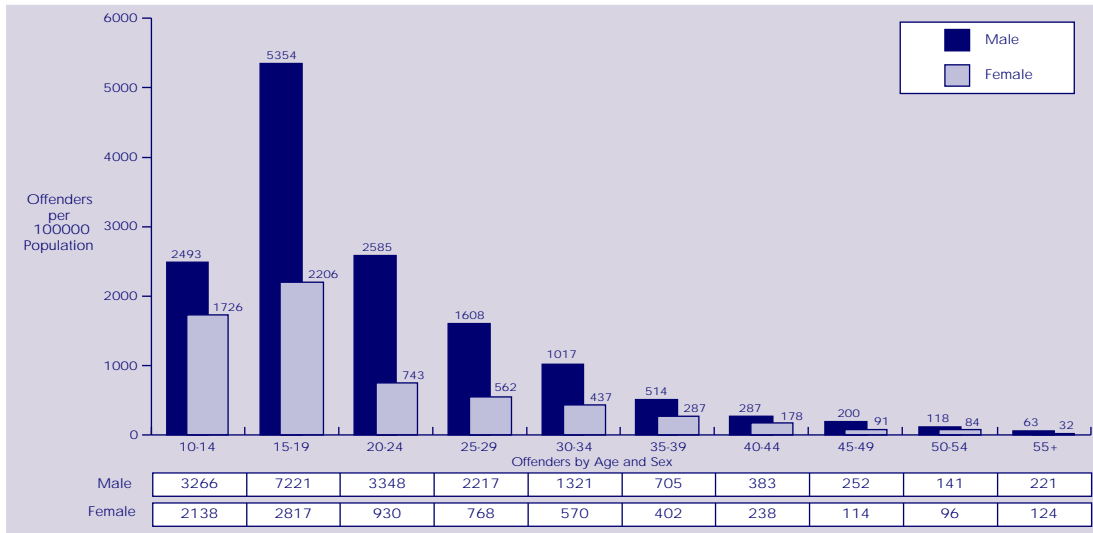
Approximately 50% of Motor Vehicle Theft offenders were aged fifteen to nineteen years. While only 12% of offenders were female, almost half of them were

aged fifteen to nineteen years. There were very few offenders in the older age groups (40 years and over) proceeded against for Motor Vehicle Theft.

\* Only those offenders whose age and sex were identified are included.

# Offenders

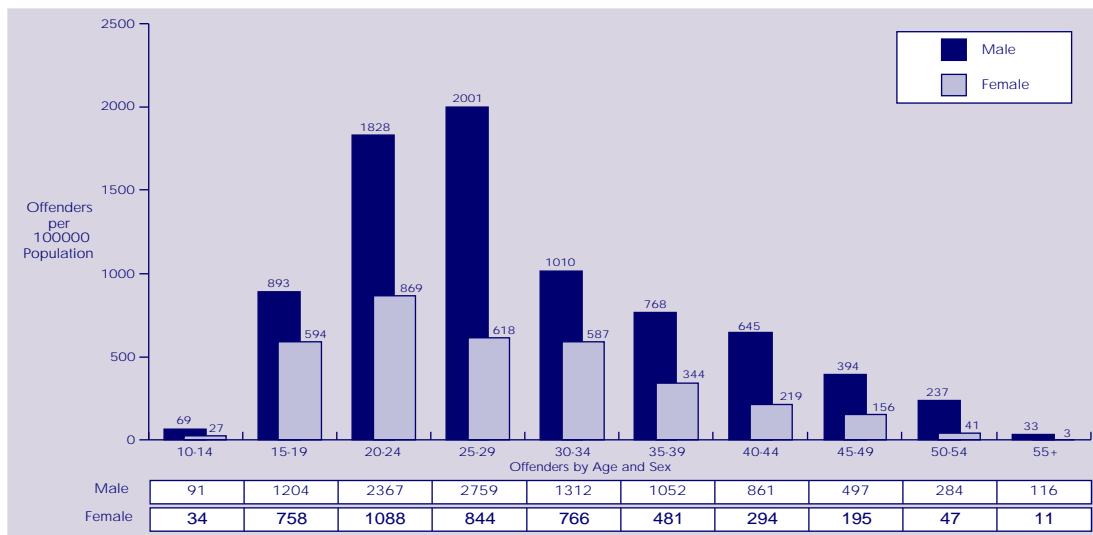
## Other Theft (excluding Unlawful Entry) - 2000/2001\*



The Other Theft offence category is one of a small number of property offences committed by a substantial proportion of females. In 2000/01, 30% of

offenders were female. Approximately 72% of offenders were in the younger age groups (under twenty-five years).

## Fraud - 2000/2001\*



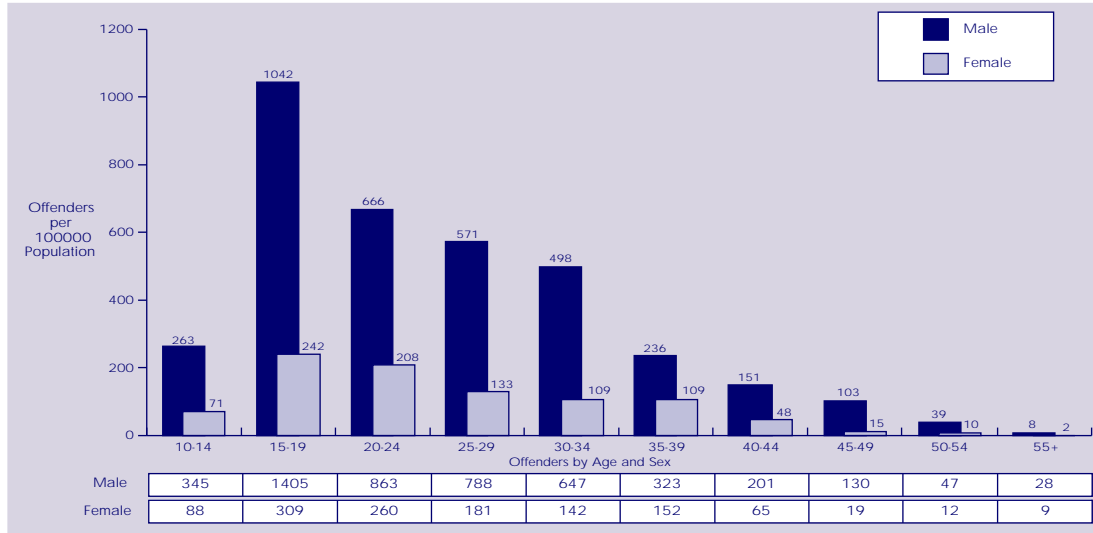
Fraud is another of the property offences for which a relatively high proportion of offenders are female. In 2000/01, 30% of those proceeded against for Fraud

were female. Those aged in the twenty to twenty-nine year age group were most likely to be actioned against for both males and females.

\* Only those offenders whose age and sex were identified are included.

# Offenders

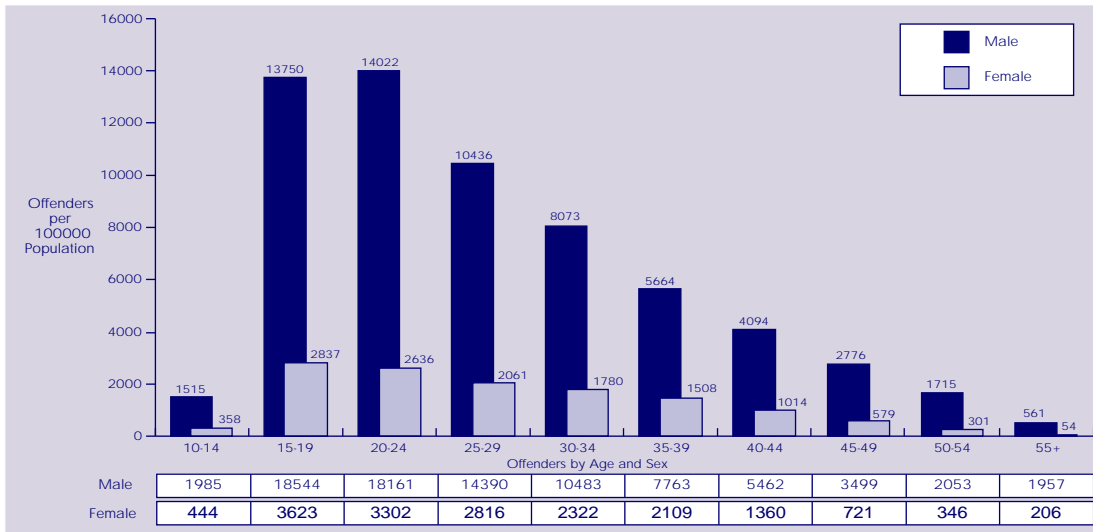
## Handling Stolen Goods - 2000/2001\*



In all age groups, males were more likely than females to be proceeded against for Handling Stolen Goods offences. Males and females in the fifteen to nineteen age group were more likely to offend compared with

those in other age groups. As with most offence types, the risk of offending decreased significantly with increasing age as is evidenced by the graph above.

## Other Offences - 2000/2001\*



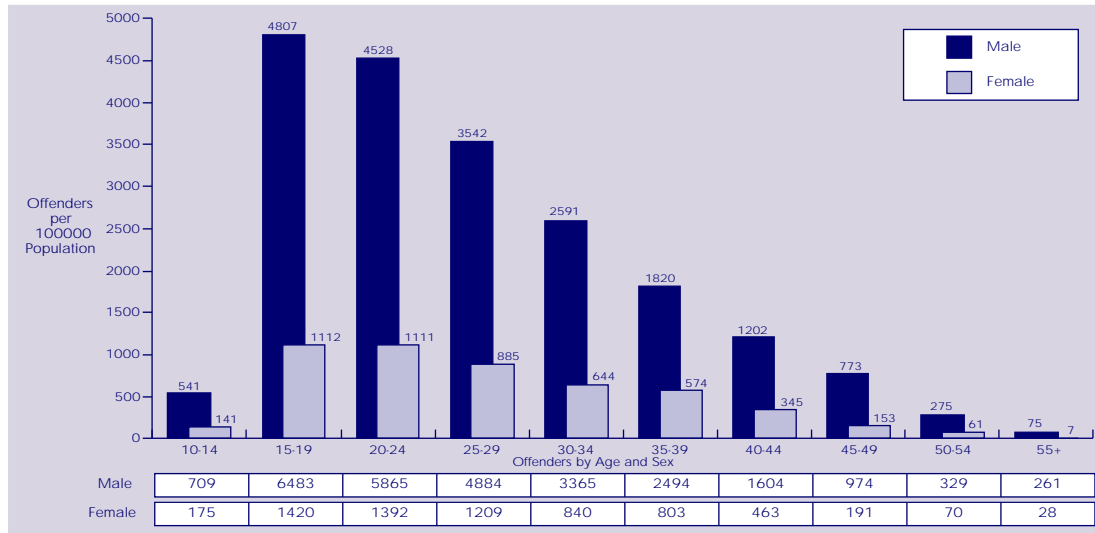
The larger majority (83%) of those actioned against for Other Offences were male with males in the fifteen to nineteen and twenty-four to twenty-five age groups

comprising 36% of offenders proceeded against in 2000/01. Approximately 62% of offenders were aged under 30 years.

\* Only those offenders whose age and sex were identified are included.

# Offenders

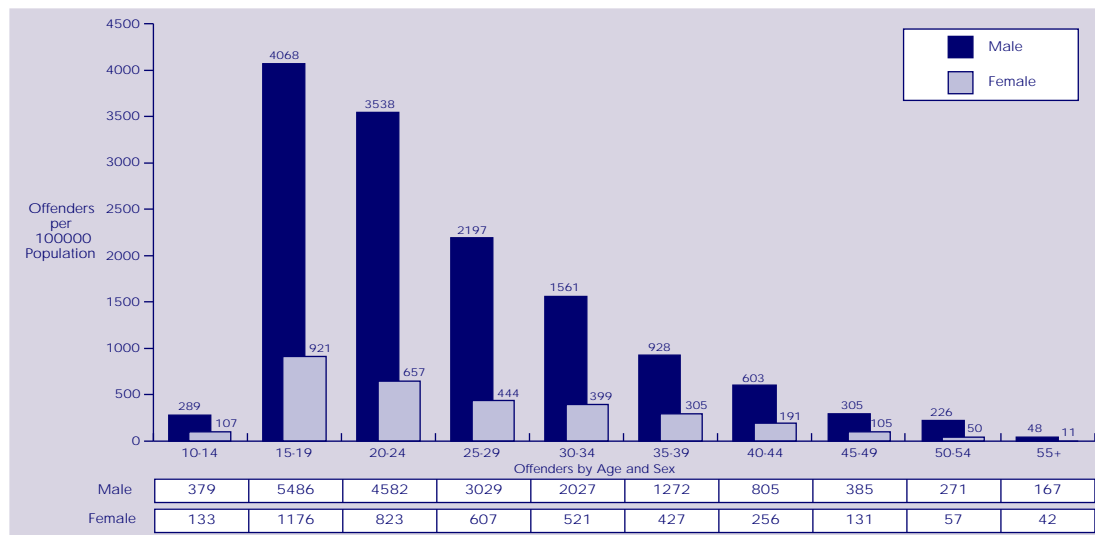
## Drug Offences - 2000/2001\*



Approximately 80% of those proceeded against for Drug Offences were male, with the majority aged between fifteen and twenty-four years inclusive. Females in the fifteen to twenty-four year age bracket

were also more likely to offend compared with those in other age groups. Unlike other offence categories, a sizeable proportion (12%) of offenders were aged over forty years.

## Good Order Offences - 2000/2001\*



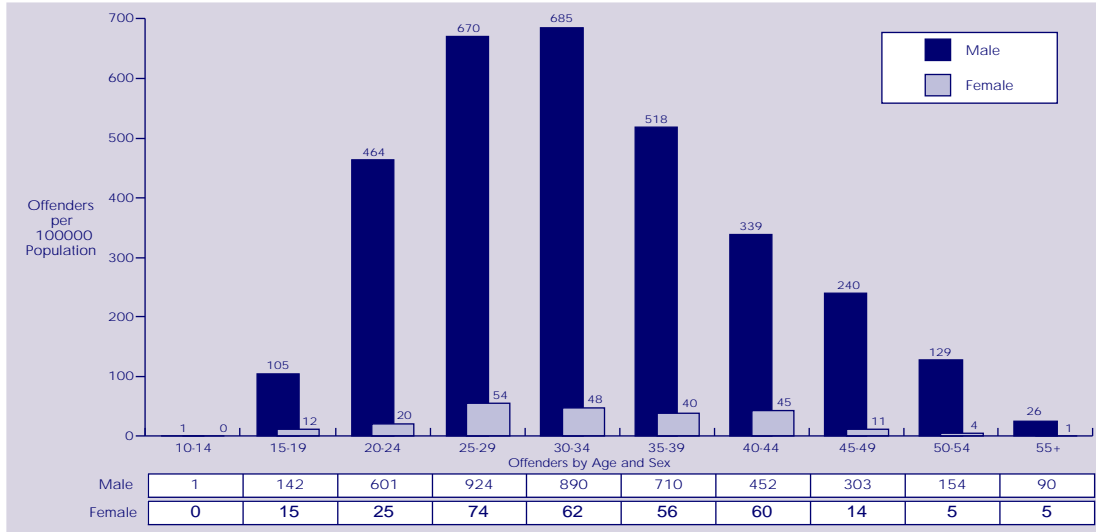
Patterns of offending for Good Order offences are typical of those displayed in most offence categories. The largest majority of offenders were male (82%)

with those in the fifteen to nineteen age group most likely to offend. As age increases, the likelihood of offending decreases.

\* Only those offenders whose age and sex were identified are included.

# Offenders

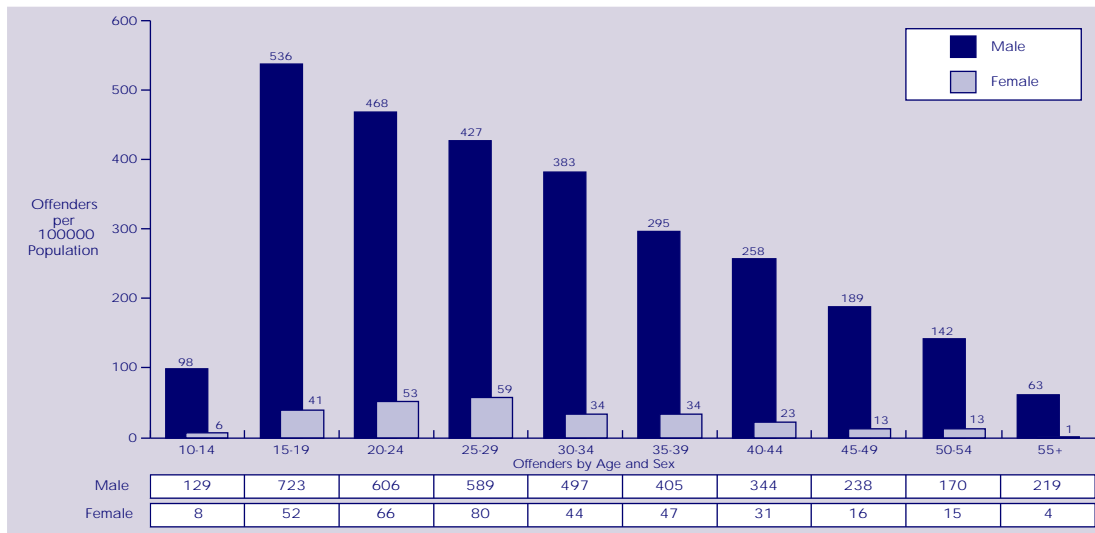
## Breach Domestic Violence Protection Order - 2000/2001\*



Approximately 93% of those proceeded against for Breach of Domestic Violence Protection Orders were male and most were aged between twenty-five and

thirty-four years. Unlike other offence categories, a significant proportion of offenders (24%) were in the older age groups (forty years and over).

## Weapons Act Offences - 2000/2001\*



Approximately 92% of those actioned against for Weapons Act Offences were male and most were aged fifteen to nineteen years, although a significant proportion were aged over forty years. For females,

those in the twenty-five to twenty-nine year age group were most likely to offend. As is evidenced in the graph above, for both males and females, the risk of offending decreased significantly as age increased.

\* Only those offenders whose age and sex were identified are included.