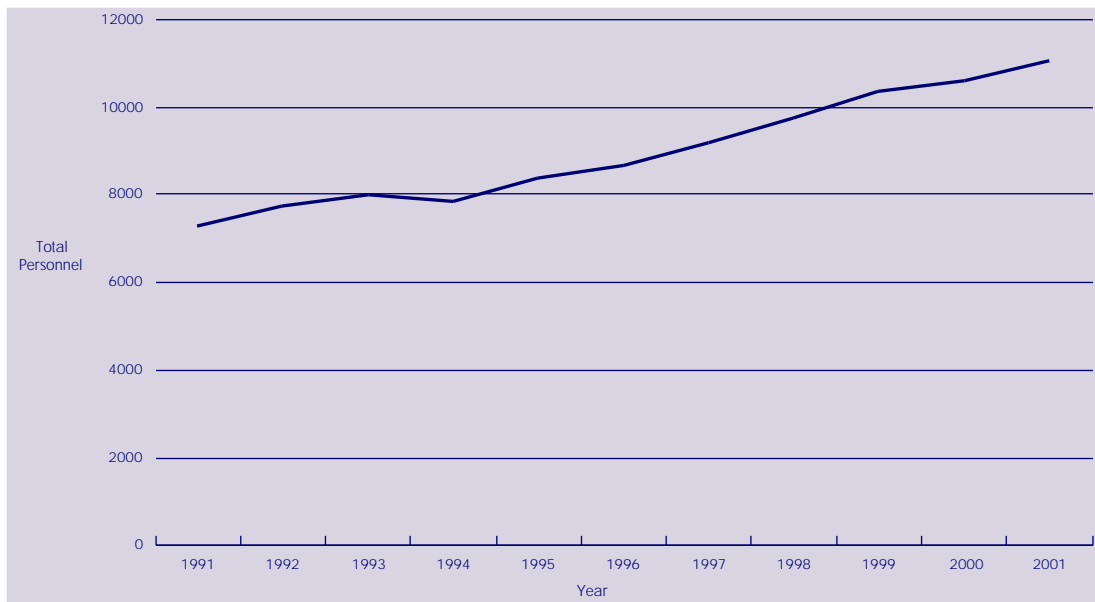


Personnel

This section provides statistics pertaining to personnel within the Police Service. All data contained in this section were provided by the Human Resource Management Branch of the Queensland Police Service, unless otherwise noted.

Total Police Service Personnel - 30 June



Personnel

Personnel by Rank/Classification at 30 June

Rank/Classification	2000			2001		
	Male	Female	Persons	Male	Female	Persons
Police Personnel						
Executive Officers	14	0	14	13	1	14
Commissioner	1	0	1	1	0	1
Deputy Commissioner	1	0	1	1	0	1
Assistant Commissioner	12	0	12	11	1	12
Commissioned Officers	292	16	308	292	16	308
Chief Superintendent	14	1	15	13	1	14
Superintendent	32	1	33	31	0	31
Inspector	246	14	260	248	15	263
Non-Commissioned Officers	2026	141	2167	2100	173	2273
Senior Sergeant	445	26	471	483	28	511
Sergeant	1581	115	1696	1617	145	1762
Constables	3773	1159	4932	3875	1297	5172
Senior Constable	1957	357	2314	2000	392	2392
Constable	1816	802	2618	1875	905	2780
Total Police Officers	6105	1316	7421	6280	1487	7767
Recruits in Training	174	105	279	206	109	315
Total Police Personnel	6279	1421	7700	6486	1596	8082
Public Service Officers*						
Senior Executive Service/Senior Officer	14	1	15	14	1	15
Deputy Chief Executive	1	0	1	1	0	1
Director	6	0	6	5	1	6
Senior Officer	7	1	8	8	0	8
Other Officers	553	1571	2124	564	1640	2204
Administrative Officer	466	1483	1949	478	1564	2042
Technical Officer	14	15	29	14	13	27
Professional Officer	71	73	144	70	63	133
Operational Officer	2	0	2	2	0	2
Total Public Service Officers	567	1572	2139	578	1641	2219
General Employees						
Communication Room Operators	78	121	199	90	123	213
Police Liaison Officers	65	43	108	69	42	111
Assistant Watchhouse Officers	10	5	15	10	4	14
Queensland ATSI Police	12	3	15	11	3	14
Trainees - Justice Studies	7	4	11	7	3	10
Trainees - Office	19	56	75	28	58	86
Pilots	6	0	6	6	0	6
General Wages Staff	118	128	246	116	97	213
Trade and Trade Related	61	0	61	62	0	62
Casual	6	26	32	5	28	33
Total Other Personnel	382	386	768	404	358	762
All Personnel						
Total All Personnel	7228	3379	10607	7468	3595	11063

* Includes temporary employees occupying Public Service positions.

Personnel

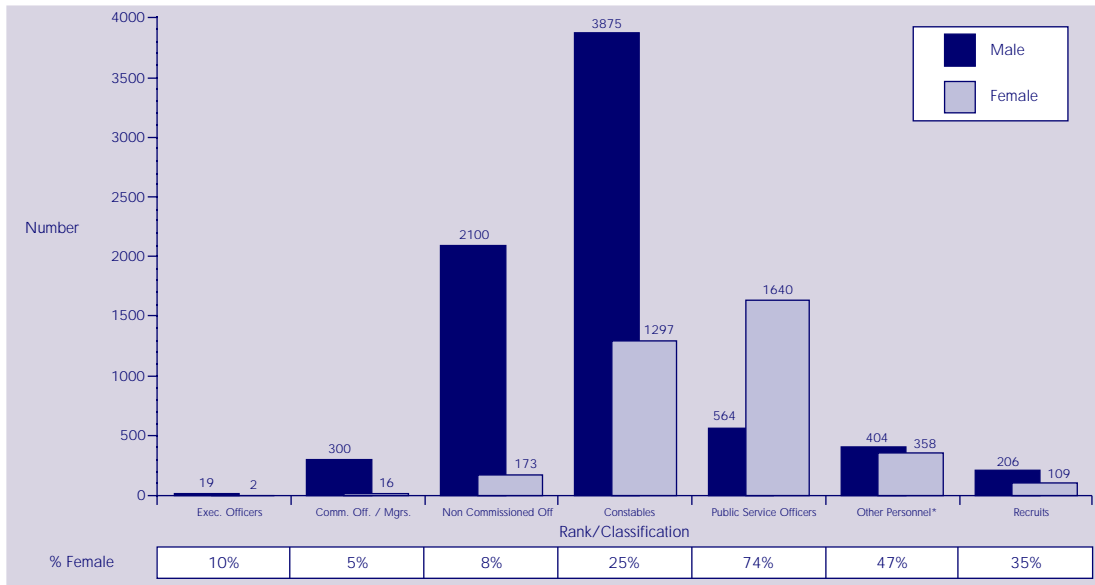
Separations by Rank/Classification - 2000/2001

Rank/Classification	Retirements				Other Separations					Total
	Compulsory	Post Age 55	VER	Medical Grounds	Resignation	Death	Dismissal	Scheduled Completion	Transfer to other Govt Agencies	
Police Personnel										
Executive Officers	0	3	0	0	0	0	0	1	n/a	4
Commissioner	0	0	0	0	0	0	0	1	n/a	1
Deputy Commissioner	0	0	0	0	0	0	0	0	n/a	0
Assistant Commissioner	0	3	0	0	0	0	0	0	n/a	3
Commissioned Officers	0	20	0	3	3	0	0	0	n/a	26
Chief Superintendent	0	1	0	0	0	0	0	0	n/a	1
Superintendent	0	3	0	0	0	0	0	0	n/a	3
Inspector	0	16	0	3	3	0	0	0	n/a	22
Non-Commissioned Officers	2	23	0	24	25	2	0	0	n/a	76
Senior Sergeant	2	11	0	3	5	1	0	0	n/a	22
Sergeant	0	12	0	21	20	1	0	0	n/a	54
Constables	1	1	0	31	100	6	0	0	n/a	139
Senior Constable *	0	1	0	23	42	4	0	0	n/a	70
Constable ^	1	0	0	8	58	2	0	0	n/a	69
Total Police Officers	3	47	0	58	128	8	0	1	n/a	245
Public Service Officers*										
Senior Executive Service/Senior Officer	n/a	1	0	0	0	0	0	0	0	1
Deputy Chief Executive	n/a	0	0	0	0	0	0	0	0	0
Director	n/a	1	0	0	0	0	0	0	0	1
Senior Officer	n/a	0	0	0	0	0	0	0	0	0
Other Officers	n/a	10	0	3	185	1	0	50	36	285
Administrative Officer	n/a	10	0	3	163	1	0	44	32	253
Technical Officer	n/a	0	0	0	2	0	0	0	0	2
Professional Officer	n/a	0	0	0	20	0	0	6	4	30
Operational Officer	n/a	0	0	0	0	0	0	0	0	0
Total Public Service Officers	n/a	11	0	3	185	1	0	50	36	286
General Employees										
Communication Room Operators	n/a	0	0	1	23	0	0	1	0	25
Police Liaison Officers	n/a	0	0	0	7	0	0	0	1	8
Assistant Watchhouse Officers	n/a	0	0	0	1	0	0	0	0	1
Queensland ATSI Police	n/a	0	0	0	1	0	0	0	0	1
Trainees - Justice Studies	n/a	0	0	0	0	0	0	1	0	1
Trainees - Office	n/a	0	0	0	17	0	2	31	0	50
Pilots	n/a	0	0	0	1	0	0	0	0	1
General Wages Staff	n/a	6	0	2	13	0	0	5	0	26
Trade and Trade Related	n/a	0	0	0	2	0	0	0	0	2
Casual	n/a	0	0	0	1	0	0	2	0	3
Total Other Personnel	n/a	6	0	3	66	0	2	40	1	118
All Personnel										
Total All Personnel	3	64	0	64	379	9	2	91	37	649

* Includes temporary employees occupying Public Service positions.
VER - Voluntary Early Retirement.

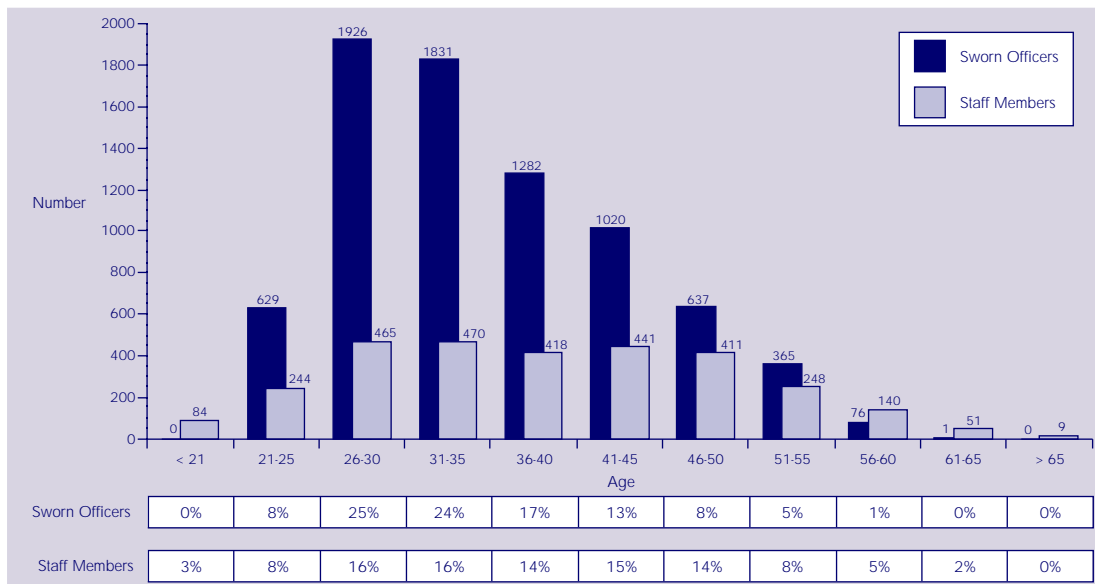
Personnel

Personnel by Gender - 30 June 2001



* Other Personnel includes Communication Room Operators, Police Liaison Officers, Assistant Watchhouse Officers, Queensland ATSI Police, Trainees, Pilots, General Wages Staff, Trade and Trade Related and Casual staff.

Personnel by Age - 30 June 2001



Personnel

Sworn Officers Promotions, Transfers and Review 2000/2001*

	Promotion	Transfer**	Lateral Transfer	Disciplinary / Suspension / Stand-down [^]	Total
Decisions	370	169	1732	69	2340
Decisions Reviewed	96	14	6	5	121
Percent of Decisions Reviewed	25.9	8.3	0.3	7.2	5.2
Reviews lodged	165	14	6	5	190
Upheld [^]	1	4	0	0	5
Dismissed [^]	26	2	1	1	30
Lapsed/Out of order/No jurisdiction [^]	10	2	2	1	15
Withdrawn [^]	102	6	2	2	112
Re-assessed [^]	10	0	0	0	10
Outstanding	17	0	0	1	18

* Data supplied by the Commissioner for Police Service Reviews

** Excludes the initial allocation of Recruits.

[^] Results of Reviews include some decisions of Reviews lodged during 1999/2000.

Police Recruitment Appointment by Gender

Type of Appointment	1999/00			2000/01		
	Male	Female	Total	Male	Female	Total
Sworn-In	322	176	498	375	216	591
Recruit - PROVE Program [^]	253	159	412	312	204	516
Recruit - Abridged Program [^]	65	16	81	60	12	72
Other	4	1	5	3	0	3
Intake	302	169	471	430	245	675

[^] Former Police Officers put through Police Operational Conversion (POC) Course.

* PROVE - Police Recruit Operational Vocational Education Course for new recruits.