

Victims of Crime

This section contains detailed information relating to victims of Offences Against the Person. They do not provide a unique victim count as one person may be counted several times if they were the victim of more than one offence.

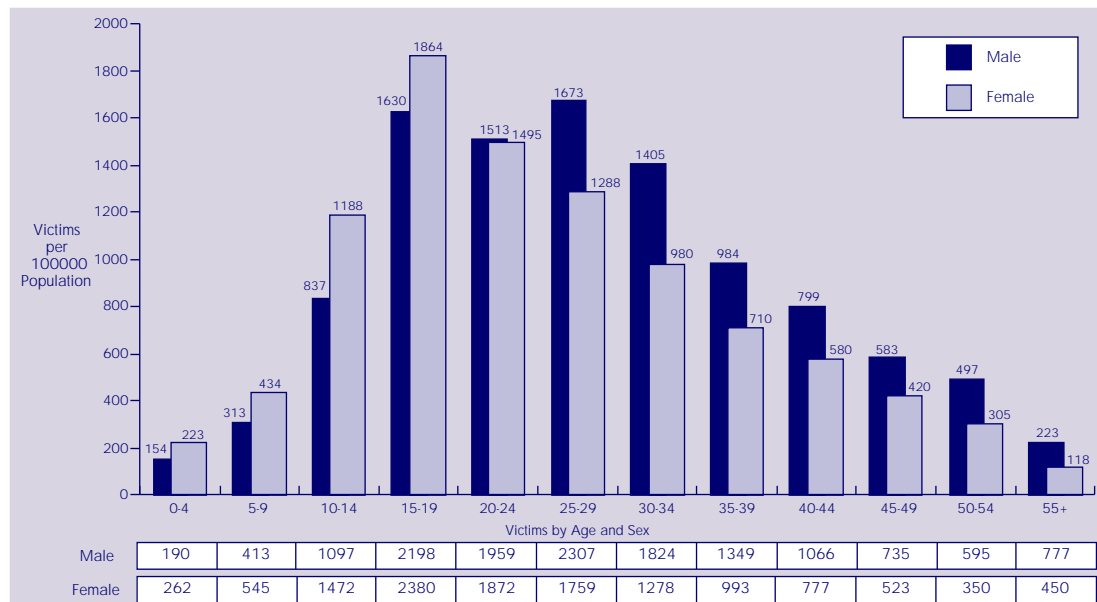
There are several cases where the victim of an Offence Against the Person is not, according to the statistical definitions used, a person. For example, the victim of an Armed Robbery of a Bank is the banking organisation, rather than the teller, while 'Armed so as to Cause Fear or Alarm' is commonly a "Regina" offence, where the Crown is deemed to be the victim. Organisations which were victims of crime are not included in the following tables and graphs.

As the graph below illustrates, females aged fifteen to

nineteen years are the most common victims of Offences Against the Person on a per capita basis. Females aged fifty-five and over are the least victimised. During 2000/01, there were slightly more male than female victims. Fifty-three per cent of victims were male, while forty-seven per cent of victims were female.

The preliminary Estimated Residential Population by Sex and Age for 30 June, 2001 (Australian Bureau of Statistics Catalogue No. 3201.0) was used to calculate the number of victims per 100,000 population. 'Age' refers to the victim's age on the date the offence was reported to police, rather than their age on the date the offence occurred.

Offences Against the Person - 2000/2001*



* Only those offences where the victim's age and sex were identified are included.

Victims of Crime

By Age and Sex* - 2000/2001

Offence	0 - 14		15 years		16 years		17 years		18 years		19 years	
	Male	Female	Male	Female	Male	Female	Male	Female	Male	Female	Male	Female
Far Northern Region												
Homicide	0	0	0	0	0	0	0	0	0	0	0	0
Murder	0	0	0	0	0	0	0	0	0	0	0	0
Attempted Murder	0	0	0	0	0	0	0	0	0	0	0	0
Conspiracy to Murder	0	0	0	0	0	0	0	0	0	0	0	0
Manslaughter (excl. by Driving)	0	0	0	0	0	0	0	0	0	0	0	0
Driving Causing Death	0	0	0	0	0	0	0	0	0	0	0	0
Assault	69	70	15	26	22	33	38	43	34	48	24	54
Serious Assault	44	44	9	16	14	17	24	24	25	23	13	33
Other Assault	25	26	6	10	8	16	14	19	9	25	11	21
Sexual Offences	19	116	1	9	1	17	3	5	1	4	2	13
Rape & Attempted Rape	3	22	1	1	1	6	2	0	0	2	1	10
Other Sexual Offences	16	94	0	8	0	11	1	5	1	2	1	3
Robbery	1	0	1	1	1	0	3	1	2	0	0	1
Armed Robbery	0	0	0	0	1	0	0	1	1	0	0	1
Unarmed Robbery	1	0	1	1	0	0	3	0	1	0	0	0
Extortion	0	0	0	0	0	0	0	0	0	0	0	0
Kidnapping & Abduction	1	2	0	1	0	0	0	1	1	0	0	0
Other Offences Against the Person	5	8	0	2	1	4	1	1	0	4	1	4
Offences Against the Person	95	196	17	39	25	54	45	51	38	56	27	72
Northern Region												
Homicide	0	0	0	0	1	0	0	0	0	0	0	0
Murder	0	0	0	0	1	0	0	0	0	0	0	0
Attempted Murder	0	0	0	0	0	0	0	0	0	0	0	0
Conspiracy to Murder	0	0	0	0	0	0	0	0	0	0	0	0
Manslaughter (excl. by Driving)	0	0	0	0	0	0	0	0	0	0	0	0
Driving Causing Death	0	0	0	0	0	0	0	0	0	0	0	0
Assault	81	63	19	21	27	28	27	19	29	29	37	28
Serious Assault	52	28	8	9	19	14	20	13	19	15	28	18
Other Assault	29	35	11	12	8	14	7	6	10	14	9	10
Sexual Offences	27	113	5	45	2	11	1	8	1	4	1	14
Rape & Attempted Rape	1	10	0	1	1	3	0	3	0	1	0	10
Other Sexual Offences	26	103	5	44	1	8	1	5	1	3	1	4
Robbery	6	0	2	0	5	0	1	1	1	0	3	1
Armed Robbery	0	0	0	0	1	0	0	0	0	0	0	1
Unarmed Robbery	6	0	2	0	4	0	1	1	1	0	3	0
Extortion	0	0	0	0	0	0	0	0	0	0	0	0
Kidnapping & Abduction	2	7	0	1	0	0	1	0	0	0	1	0
Other Offences Against the Person	33	43	0	1	1	4	1	6	0	0	3	7
Offences Against the Person	149	226	26	68	36	43	31	34	31	33	45	50
Central Region												
Homicide	0	2	0	0	0	0	0	0	0	0	0	0
Murder	0	2	0	0	0	0	0	0	0	0	0	0
Attempted Murder	0	0	0	0	0	0	0	0	0	0	0	0
Conspiracy to Murder	0	0	0	0	0	0	0	0	0	0	0	0
Manslaughter (excl. by Driving)	0	0	0	0	0	0	0	0	0	0	0	0
Driving Causing Death	0	0	0	0	0	0	0	0	0	0	0	0
Assault	116	62	22	15	32	27	30	36	43	19	37	28
Serious Assault	60	40	14	7	22	15	23	27	31	11	30	17
Other Assault	56	22	8	8	10	12	7	9	12	8	7	11
Sexual Offences	25	146	0	35	2	13	2	14	1	7	4	11
Rape & Attempted Rape	3	22	0	5	0	4	1	11	0	1	0	4
Other Sexual Offences	22	124	0	30	2	9	1	3	1	6	4	7
Robbery	5	0	0	0	4	0	1	0	4	1	6	1
Armed Robbery	2	0	0	0	2	0	1	0	1	0	2	1
Unarmed Robbery	3	0	0	0	2	0	0	0	3	1	4	0
Extortion	0	0	0	0	0	0	0	0	0	0	0	0
Kidnapping & Abduction	5	2	0	2	1	1	0	1	1	0	0	3
Other Offences Against the Person	14	16	2	1	1	6	0	6	5	4	3	8
Offences Against the Person	165	228	24	53	40	47	33	57	54	31	50	51

* Those victims whose sex was not stated have not been included

Victims of Crime

By Age and Sex* - 2000/2001

Offence	20 - 24		25 - 29		30 - 39		40 - 49		50 & over		Not Stated*	
	Male	Female	Male	Female	Male	Female	Male	Female	Male	Female	Male	Female
Far Northern Region												
Homicide	0	0	1	0	1	6	1	2	2	0	1	0
Murder	0	0	0	0	1	3	0	0	1	0	1	0
Attempted Murder	0	0	0	0	0	2	1	1	1	0	0	0
Conspiracy to Murder	0	0	0	0	0	0	0	0	0	0	0	0
Manslaughter (excl. by Driving)	0	0	1	0	0	1	0	0	0	0	0	0
Driving Causing Death	0	0	0	0	0	0	0	1	0	0	0	0
Assault	130	238	282	236	369	318	176	124	108	70	76	64
Serious Assault	78	122	157	135	190	209	99	69	59	37	38	27
Other Assault	52	116	125	101	179	109	77	55	49	33	38	37
Sexual Offences	13	39	1	22	6	15	0	11	1	6	3	14
Rape & Attempted Rape	0	8	0	10	0	6	0	5	0	2	0	3
Other Sexual Offences	13	31	1	12	6	9	0	6	1	4	3	11
Robbery	8	8	9	5	5	5	7	1	5	3	0	2
Armed Robbery	0	2	1	3	2	2	2	0	0	0	0	0
Unarmed Robbery	8	6	8	2	3	3	5	1	5	3	0	2
Extortion	0	0	0	0	1	1	1	1	0	0	1	0
Kidnapping & Abduction	0	1	0	2	1	1	1	1	0	2	0	0
Other Offences Against the Person	12	17	12	21	18	23	22	19	10	6	14	12
Offences Against the Person	163	303	305	286	401	369	208	159	126	87	95	92
Northern Region												
Homicide	3	1	0	1	1	0	0	4	1	0	0	0
Murder	0	0	0	0	0	0	0	0	1	0	0	0
Attempted Murder	2	1	0	1	1	0	0	3	0	0	0	0
Conspiracy to Murder	0	0	0	0	0	0	0	0	0	0	0	0
Manslaughter (excl. by Driving)	0	0	0	0	0	0	0	1	0	0	0	0
Driving Causing Death	1	0	0	0	0	0	0	0	0	0	0	0
Assault	152	171	232	170	250	181	127	91	97	38	36	21
Serious Assault	107	109	129	105	139	118	86	59	57	19	22	9
Other Assault	45	62	103	65	111	63	41	32	40	19	14	12
Sexual Offences	2	20	4	21	4	27	0	12	0	2	6	10
Rape & Attempted Rape	0	9	0	5	0	11	0	8	0	0	1	2
Other Sexual Offences	2	11	4	16	4	16	0	4	0	2	5	8
Robbery	8	4	6	4	8	4	4	2	9	6	1	0
Armed Robbery	4	1	1	0	4	0	1	1	3	1	0	0
Unarmed Robbery	4	3	5	4	4	4	3	1	6	5	1	0
Extortion	0	0	0	0	2	0	0	0	3	0	0	0
Kidnapping & Abduction	0	3	0	1	0	2	0	1	1	1	1	1
Other Offences Against the Person	11	5	9	20	17	30	17	16	13	4	22	13
Offences Against the Person	176	204	251	217	282	244	148	126	124	51	66	45
Central Region												
Homicide	0	2	1	1	2	2	3	2	2	1	3	0
Murder	0	1	0	0	2	1	0	1	2	0	0	0
Attempted Murder	0	0	0	1	0	1	3	1	0	0	2	0
Conspiracy to Murder	0	0	0	0	0	0	0	0	0	0	0	0
Manslaughter (excl. by Driving)	0	0	0	0	0	0	0	0	0	0	0	0
Driving Causing Death	0	1	1	0	0	0	0	0	0	1	1	0
Assault	156	83	203	92	267	133	112	61	85	30	33	18
Serious Assault	98	46	119	60	144	87	69	37	53	16	14	7
Other Assault	58	37	84	32	123	46	43	24	32	14	19	11
Sexual Offences	3	29	4	19	9	24	1	14	1	5	3	7
Rape & Attempted Rape	2	8	1	6	2	7	0	4	1	2	0	1
Other Sexual Offences	1	21	3	13	7	17	1	10	0	3	3	6
Robbery	9	1	6	5	10	3	4	6	11	1	1	0
Armed Robbery	2	1	2	2	8	2	3	1	2	0	0	0
Unarmed Robbery	7	0	4	3	2	1	1	5	9	1	1	0
Extortion	0	1	0	0	0	0	0	0	1	1	1	0
Kidnapping & Abduction	0	0	0	0	0	4	1	5	0	0	0	1
Other Offences Against the Person	3	22	8	26	12	21	27	24	18	11	10	15
Offences Against the Person	171	138	222	143	300	187	148	112	118	49	51	41

* Those victims whose sex was not stated have not been included

Victims of Crime

By Age and Sex* - 2000/2001

Offence	0 - 14		15 years		16 years		17 years		18 years		19 years	
	Male	Female	Male	Female	Male	Female	Male	Female	Male	Female	Male	Female
North Coast Region												
Homicide	2	2	0	0	0	0	0	1	0	0	1	1
Murder	0	0	0	0	0	0	0	0	0	0	0	1
Attempted Murder	1	2	0	0	0	0	0	0	0	0	0	0
Conspiracy to Murder	0	0	0	0	0	0	0	0	0	0	0	0
Manslaughter (excl. by Driving)	1	0	0	0	0	0	0	0	0	0	1	0
Driving Causing Death	0	0	0	0	0	0	0	1	0	0	0	0
Assault	199	153	49	41	54	41	71	38	54	36	62	43
Serious Assault	92	68	32	28	38	23	48	21	42	21	46	24
Other Assault	107	85	17	13	16	18	23	17	12	15	16	19
Sexual Offences	58	292	4	41	4	19	8	18	4	13	1	17
Rape & Attempted Rape	2	61	0	10	0	6	0	4	0	3	1	4
Other Sexual Offences	56	231	4	31	4	13	8	14	4	10	0	13
Robbery	10	0	6	3	9	1	10	1	5	3	6	2
Armed Robbery	1	0	2	0	1	1	5	0	3	1	3	0
Unarmed Robbery	9	0	4	3	8	0	5	1	2	2	3	2
Extortion	0	0	0	0	0	0	1	0	1	0	0	0
Kidnapping & Abduction	3	9	0	5	0	1	2	1	0	0	1	1
Other Offences Against the Person	63	53	4	4	1	6	4	11	6	5	6	7
Offences Against the Person	335	509	63	94	68	68	96	70	70	57	77	71
Southern Region												
Homicide	0	0	0	0	0	0	0	0	0	1	0	0
Murder	0	0	0	0	0	0	0	0	0	0	0	0
Attempted Murder	0	0	0	0	0	0	0	0	0	0	0	0
Conspiracy to Murder	0	0	0	0	0	0	0	0	0	0	0	0
Manslaughter (excl. by Driving)	0	0	0	0	0	0	0	0	0	0	0	0
Driving Causing Death	0	0	0	0	0	0	0	0	0	1	0	0
Assault	148	89	34	46	38	33	43	46	51	37	52	23
Serious Assault	90	53	21	22	27	18	30	23	36	23	41	15
Other Assault	58	36	13	24	11	15	13	23	15	14	11	8
Sexual Offences	53	191	3	37	2	45	3	14	2	21	1	10
Rape & Attempted Rape	3	27	0	7	0	17	0	11	0	8	0	3
Other Sexual Offences	50	164	3	30	2	28	3	3	2	13	1	7
Robbery	18	0	9	0	5	2	7	6	5	2	6	1
Armed Robbery	5	0	2	0	2	0	3	2	3	2	4	0
Unarmed Robbery	13	0	7	0	3	2	4	4	2	0	2	1
Extortion	0	0	0	0	0	0	0	0	0	0	0	0
Kidnapping & Abduction	3	3	0	2	3	2	1	3	0	4	0	0
Other Offences Against the Person	16	16	1	3	3	5	6	12	8	11	3	5
Offences Against the Person	238	299	47	88	51	87	60	81	66	76	62	39
South Eastern Region												
Homicide	5	1	0	0	0	0	0	0	0	1	1	1
Murder	2	0	0	0	0	0	0	0	0	1	0	0
Attempted Murder	3	1	0	0	0	0	0	0	0	0	0	1
Conspiracy to Murder	0	0	0	0	0	0	0	0	0	0	0	0
Manslaughter (excl. by Driving)	0	0	0	0	0	0	0	0	0	0	0	0
Driving Causing Death	0	0	0	0	0	0	0	0	0	0	1	0
Assault	176	71	51	27	63	27	66	28	62	38	58	30
Serious Assault	108	37	33	12	42	14	51	19	44	18	41	17
Other Assault	68	34	18	15	21	13	15	9	18	20	17	13
Sexual Offences	76	253	5	50	9	21	5	28	2	15	0	28
Rape & Attempted Rape	13	36	1	8	3	5	2	8	0	5	0	7
Other Sexual Offences	63	217	4	42	6	16	3	20	2	10	0	21
Robbery	15	6	6	4	13	1	15	2	6	8	11	4
Armed Robbery	2	1	1	0	3	0	2	1	1	2	6	1
Unarmed Robbery	13	5	5	4	10	1	13	1	5	6	5	3
Extortion	0	0	0	0	1	0	0	0	0	0	1	0
Kidnapping & Abduction	5	7	0	2	2	3	1	2	0	1	1	4
Other Offences Against the Person	18	21	1	5	4	2	2	12	2	9	8	10
Offences Against the Person	295	359	63	88	92	54	89	72	72	72	80	77

* Those victims whose sex was not stated have not been included.

Victims of Crime

By Age and Sex* - 2000/2001

Offence	20 - 24		25 - 29		30 - 39		40 - 49		50 & over		Not Stated	
	Male	Female	Male	Female	Male	Female	Male	Female	Male	Female	Male	Female
North Coast Region												
Homicide	2	2	1	2	10	2	4	1	2	1	2	0
Murder	0	1	0	0	3	1	1	0	1	0	1	0
Attempted Murder	2	1	1	1	5	0	2	1	1	1	1	0
Conspiracy to Murder	0	0	0	0	0	0	0	0	0	0	0	0
Manslaughter (excl. by Driving)	0	0	0	0	1	0	1	0	0	0	0	0
Driving Causing Death	0	0	0	1	1	1	0	0	0	0	0	0
Assault	208	174	221	137	372	219	241	131	154	67	70	24
Serious Assault	143	113	131	90	212	140	149	75	102	34	27	11
Other Assault	65	61	90	47	160	79	92	56	52	33	43	13
Sexual Offences	6	48	5	93	1	40	4	35	2	14	10	43
Rape & Attempted Rape	1	14	1	26	0	11	0	11	1	3	2	2
Other Sexual Offences	5	34	4	67	1	29	4	24	1	11	8	41
Robbery	24	6	9	3	20	11	11	4	8	15	4	1
Armed Robbery	12	2	3	0	5	4	7	1	5	3	2	0
Unarmed Robbery	12	4	6	3	15	7	4	3	3	12	2	1
Extortion	0	0	1	0	1	1	1	0	1	2	1	0
Kidnapping & Abduction	0	2	3	5	0	3	1	13	2	1	1	1
Other Offences Against the Person	27	33	25	27	59	58	35	63	44	30	17	22
Offences Against the Person	267	265	265	267	463	334	297	247	213	130	105	91
Southern Region												
Homicide	5	0	3	3	4	1	3	6	3	0	0	0
Murder	1	0	0	1	0	0	1	0	2	0	0	0
Attempted Murder	4	0	3	2	4	1	0	3	1	0	0	0
Conspiracy to Murder	0	0	0	0	0	0	0	0	0	0	0	0
Manslaughter (excl. by Driving)	0	0	0	0	0	0	1	2	0	0	0	0
Driving Causing Death	0	0	0	0	0	0	1	1	0	0	0	0
Assault	172	115	178	127	295	166	164	67	92	40	57	18
Serious Assault	123	75	94	77	166	109	101	39	54	28	27	11
Other Assault	49	40	84	50	129	57	63	28	38	12	30	7
Sexual Offences	10	32	24	25	12	43	5	12	0	10	16	13
Rape & Attempted Rape	0	19	4	10	2	15	1	8	0	1	0	2
Other Sexual Offences	10	13	20	15	10	28	4	4	0	9	16	11
Robbery	11	7	8	2	10	9	9	12	11	8	2	2
Armed Robbery	4	1	2	0	4	1	2	5	4	2	0	1
Unarmed Robbery	7	6	6	2	6	8	7	7	7	6	2	1
Extortion	0	0	0	0	1	0	3	0	2	0	0	0
Kidnapping & Abduction	2	7	1	1	0	2	2	2	1	1	1	0
Other Offences Against the Person	30	36	18	21	30	41	34	25	14	23	26	17
Offences Against the Person	230	197	232	179	352	262	220	124	123	82	102	50
South Eastern Region												
Homicide	1	1	9	0	1	4	4	0	4	3	0	0
Murder	0	0	2	0	0	0	2	0	2	3	0	0
Attempted Murder	0	1	7	0	1	4	1	0	0	0	0	0
Conspiracy to Murder	0	0	0	0	0	0	0	0	0	0	0	0
Manslaughter (excl. by Driving)	0	0	0	0	0	0	0	0	0	0	0	0
Driving Causing Death	1	0	0	0	0	0	1	0	2	0	0	0
Assault	235	155	326	151	407	214	200	116	184	71	70	24
Serious Assault	170	89	187	88	233	122	122	67	121	40	35	7
Other Assault	65	66	139	63	174	92	78	49	63	31	35	17
Sexual Offences	4	56	5	36	10	34	5	21	2	7	7	21
Rape & Attempted Rape	0	24	2	19	1	13	0	11	0	2	0	4
Other Sexual Offences	4	32	3	17	9	21	5	10	2	5	7	17
Robbery	38	13	24	13	20	18	18	18	27	26	5	1
Armed Robbery	13	3	8	2	8	4	11	6	14	5	2	1
Unarmed Robbery	25	10	16	11	12	14	7	12	13	21	3	0
Extortion	0	0	0	0	3	0	1	0	4	1	0	0
Kidnapping & Abduction	1	4	3	4	2	6	3	4	5	3	8	2
Other Offences Against the Person	21	29	18	36	53	55	38	41	36	24	12	9
Offences Against the Person	300	258	385	240	496	331	269	200	262	135	102	57

* Those victims whose sex was not stated have not been included.

Victims of Crime

By Age and Sex* - 2000/2001

Offence	0 - 14		15 years		16 years		17 years		18 years		19 years	
	Male	Female	Male	Female	Male	Female	Male	Female	Male	Female	Male	Female
Metropolitan North Region												
Homicide	2	2	0	0	0	0	0	1	0	0	0	0
Murder	0	1	0	0	0	0	0	0	0	0	0	0
Attempted Murder	2	1	0	0	0	0	0	1	0	0	0	0
Conspiracy to Murder	0	0	0	0	0	0	0	0	0	0	0	0
Manslaughter (excl. by Driving)	0	0	0	0	0	0	0	0	0	0	0	0
Driving Causing Death	0	0	0	0	0	0	0	0	0	0	0	0
Assault	109	52	40	24	43	17	36	18	49	20	52	35
Serious Assault	66	25	30	13	32	7	25	11	36	13	35	16
Other Assault	43	27	10	11	11	10	11	7	13	7	17	19
Sexual Offences	41	158	4	22	6	28	1	8	3	30	0	13
Rape & Attempted Rape	3	14	0	3	1	8	0	1	0	12	0	5
Other Sexual Offences	38	144	4	19	5	20	1	7	3	18	0	8
Robbery	16	1	16	1	20	3	15	5	12	7	18	9
Armed Robbery	4	1	3	0	9	0	5	5	6	2	7	3
Unarmed Robbery	12	0	13	1	11	3	10	0	6	5	11	6
Extortion	0	0	0	0	0	0	2	0	0	0	0	1
Kidnapping & Abduction	2	6	1	1	1	2	1	0	2	3	1	2
Other Offences Against the Person	23	11	0	4	3	7	2	8	4	8	5	14
Offences Against the Person	193	230	61	52	73	57	57	40	70	68	76	74
Metropolitan South Region												
Homicide	2	2	0	0	0	0	0	0	0	0	0	1
Murder	1	2	0	0	0	0	0	0	0	0	0	0
Attempted Murder	1	0	0	0	0	0	0	0	0	0	0	1
Conspiracy to Murder	0	0	0	0	0	0	0	0	0	0	0	0
Manslaughter (excl. by Driving)	0	0	0	0	0	0	0	0	0	0	0	0
Driving Causing Death	0	0	0	0	0	0	0	0	0	0	0	0
Assault	135	59	40	16	45	21	29	20	43	27	35	21
Serious Assault	77	34	26	9	35	12	19	12	33	17	21	13
Other Assault	58	25	14	7	10	9	10	8	10	10	14	8
Sexual Offences	40	140	1	21	1	26	0	10	7	13	1	24
Rape & Attempted Rape	1	11	0	5	0	10	0	2	0	3	1	6
Other Sexual Offences	39	129	1	16	1	16	0	8	7	10	0	18
Robbery	26	2	8	2	15	2	19	4	10	5	7	5
Armed Robbery	3	1	2	0	7	0	8	2	5	1	4	0
Unarmed Robbery	23	1	6	2	8	2	11	2	5	4	3	5
Extortion	1	0	0	0	1	0	0	0	0	0	0	0
Kidnapping & Abduction	2	6	0	1	1	2	1	2	2	2	1	2
Other Offences Against the Person	24	20	2	6	0	4	4	5	8	8	2	6
Offences Against the Person	230	229	51	46	63	55	53	41	70	55	46	59
Queensland												
Homicide	11	9	0	0	1	0	0	2	0	2	2	3
Murder	3	5	0	0	1	0	0	0	0	1	0	1
Attempted Murder	7	4	0	0	0	0	0	1	0	0	0	2
Conspiracy to Murder	0	0	0	0	0	0	0	0	0	0	0	0
Manslaughter (excl. by Driving)	1	0	0	0	0	0	0	0	0	0	1	0
Driving Causing Death	0	0	0	0	0	0	0	1	0	1	1	0
Assault	1033	621	270	216	324	227	340	248	365	254	357	262
Serious Assault	589	331	173	116	229	120	240	150	266	141	255	153
Other Assault	444	290	97	100	95	107	100	98	99	113	102	109
Sexual Offences	339	1410	23	260	27	180	23	105	21	107	10	130
Rape & Attempted Rape	29	203	2	40	6	59	5	40	0	35	3	49
Other Sexual Offences	310	1207	21	220	21	121	18	65	21	72	7	81
Robbery	97	9	48	11	72	9	71	20	45	26	57	24
Armed Robbery	17	3	10	0	26	1	24	11	20	8	26	7
Unarmed Robbery	80	6	38	11	46	8	47	9	25	18	31	17
Extortion	1	0	0	0	2	0	3	0	1	0	1	1
Kidnapping & Abduction	23	42	1	15	8	11	7	10	6	10	5	12
Other Offences Against the Person	196	188	10	26	14	38	20	61	33	49	31	61
Offences Against the Person	1700	2279	352	528	448	465	464	446	471	448	463	493

* Those victims whose sex was not stated have not been included.

Victims of Crime

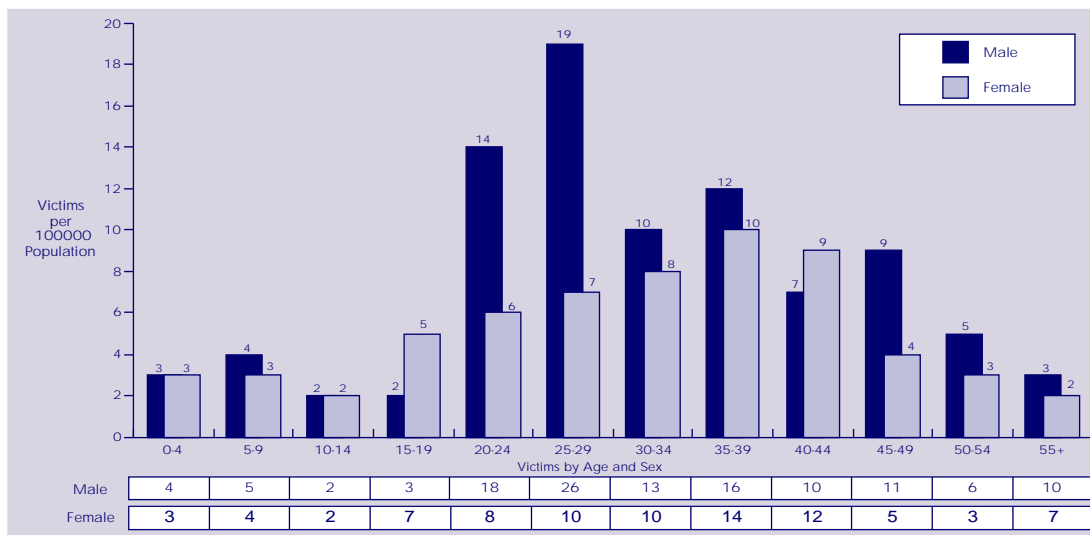
By Age and Sex* - 2000/2001

Offence	20 - 24		25 - 29		30 - 39		40 - 49		50 & over		Not Stated	
	Male	Female	Male	Female	Male	Female	Male	Female	Male	Female	Male	Female
Metropolitan North Region												
Homicide	3	1	6	2	6	3	6	2	1	4	3	0
Murder	0	0	2	1	0	0	1	0	1	0	0	0
Attempted Murder	3	1	4	0	5	3	5	2	0	3	3	0
Conspiracy to Murder	0	0	0	0	0	0	0	0	0	0	0	0
Manslaughter (excl. by Driving)	0	0	0	1	0	0	0	0	0	0	0	0
Driving Causing Death	0	0	0	0	1	0	0	0	0	1	0	0
Assault	314	124	319	119	384	134	187	78	141	51	93	24
Serious Assault	210	59	173	59	236	67	91	37	87	25	45	10
Other Assault	104	65	146	60	148	67	96	41	54	26	48	14
Sexual Offences	21	76	11	38	15	48	4	28	0	16	111	17
Rape & Attempted Rape	0	22	1	11	2	16	2	17	0	2	4	3
Other Sexual Offences	21	54	10	27	13	32	2	11	0	14	107	14
Robbery	53	33	26	18	42	13	19	20	28	20	9	3
Armed Robbery	18	10	9	6	20	6	7	6	13	2	2	2
Unarmed Robbery	35	23	17	12	22	7	12	14	15	18	7	1
Extortion	0	0	0	0	0	0	1	1	0	0	1	1
Kidnapping & Abduction	3	8	2	3	2	5	3	1	3	1	0	2
Other Offences Against the Person	25	45	20	41	50	52	50	33	36	27	17	12
Offences Against the Person	419	287	384	221	499	255	270	163	209	119	234	59
Metropolitan South Region												
Homicide	4	1	5	1	4	6	0	0	1	1	0	0
Murder	1	1	0	0	0	2	0	0	1	0	0	0
Attempted Murder	3	0	5	1	4	4	0	0	0	1	0	0
Conspiracy to Murder	0	0	0	0	0	0	0	0	0	0	0	0
Manslaughter (excl. by Driving)	0	0	0	0	0	0	0	0	0	0	0	0
Driving Causing Death	0	0	0	0	0	0	0	0	0	0	0	0
Assault	143	122	197	98	290	135	169	87	141	54	64	28
Serious Assault	95	69	117	59	174	82	106	50	80	26	33	15
Other Assault	48	53	80	39	116	53	63	37	61	28	31	13
Sexual Offences	23	31	3	47	2	60	5	31	1	8	20	9
Rape & Attempted Rape	1	9	0	10	0	14	0	10	0	1	0	0
Other Sexual Offences	22	22	3	37	2	46	5	21	1	7	20	9
Robbery	24	21	22	11	24	17	19	21	27	56	8	3
Armed Robbery	10	8	10	3	15	5	9	8	14	5	1	1
Unarmed Robbery	14	13	12	8	9	12	10	13	13	51	7	2
Extortion	0	1	0	0	1	0	1	0	0	0	0	0
Kidnapping & Abduction	7	4	1	8	5	8	1	1	4	3	0	2
Other Offences Against the Person	31	39	35	41	54	63	46	29	23	23	20	12
Offences Against the Person	232	219	263	206	380	289	241	169	197	145	112	54
Queensland												
Homicide	18	8	26	10	29	24	21	17	16	10	9	0
Murder	2	3	4	2	6	7	5	1	11	3	2	0
Attempted Murder	14	4	20	6	20	15	12	11	3	5	6	0
Conspiracy to Murder	0	0	0	0	0	0	0	0	0	0	0	0
Manslaughter (excl. by Driving)	0	0	1	1	1	1	2	3	0	0	0	0
Driving Causing Death	2	1	1	1	2	1	2	2	2	2	1	0
Assault	1510	1182	1958	1130	2634	1500	1376	755	1002	422	499	221
Serious Assault	1024	682	1107	673	1494	934	823	433	613	226	241	97
Other Assault	486	500	851	457	1140	566	553	322	389	196	258	124
Sexual Offences	82	331	57	301	59	291	24	164	7	68	176	134
Rape & Attempted Rape	4	113	9	97	7	93	3	74	2	13	7	17
Other Sexual Offences	78	218	48	204	52	198	21	90	5	55	169	117
Robbery	175	93	110	61	139	80	91	84	126	135	30	12
Armed Robbery	63	28	36	16	66	24	42	28	55	18	7	5
Unarmed Robbery	112	65	74	45	73	56	49	56	71	117	23	7
Extortion	0	2	1	0	9	2	8	2	11	4	4	1
Kidnapping & Abduction	13	29	10	24	10	31	12	28	16	12	11	9
Other Offences Against the Person	161	227	145	233	293	343	269	250	194	149	138	112
Offences Against the Person	1959	1872	2307	1759	3173	2271	1801	1300	1372	800	867	489

* Those victims whose sex was not stated have not been included.

Victims of Crime

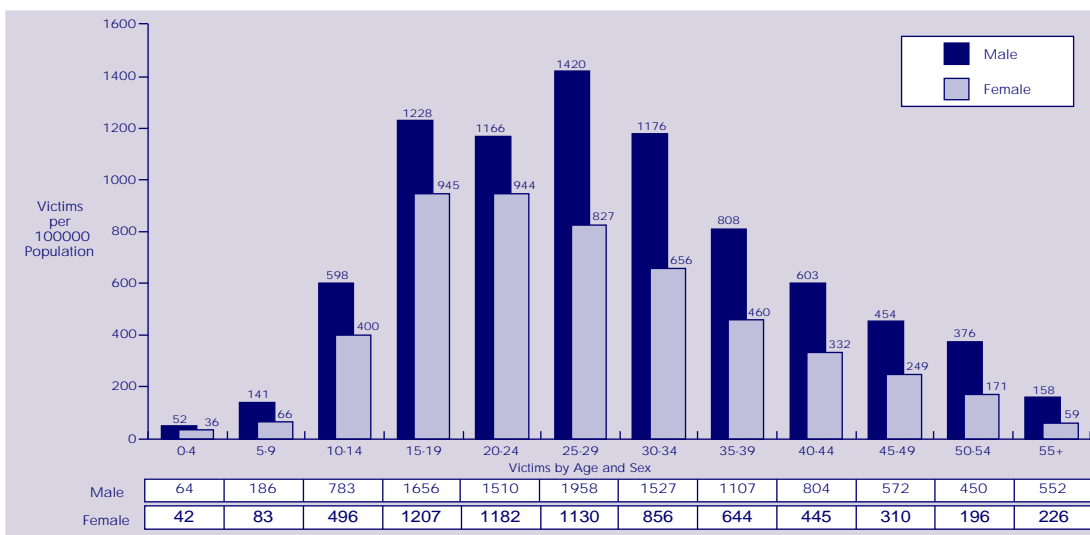
Homicide - 2000/2001*



Low rates of victimisation for Homicide offences mean that rates fluctuate across age groups and from year to year. In 2000/01, males in the twenty-five to twenty-nine year age group were most likely to be

victims of Homicide. There were seven Homicide victims aged between zero and four years for 2000/01, one less than for the previous financial year.

Assault - 2000/2001*



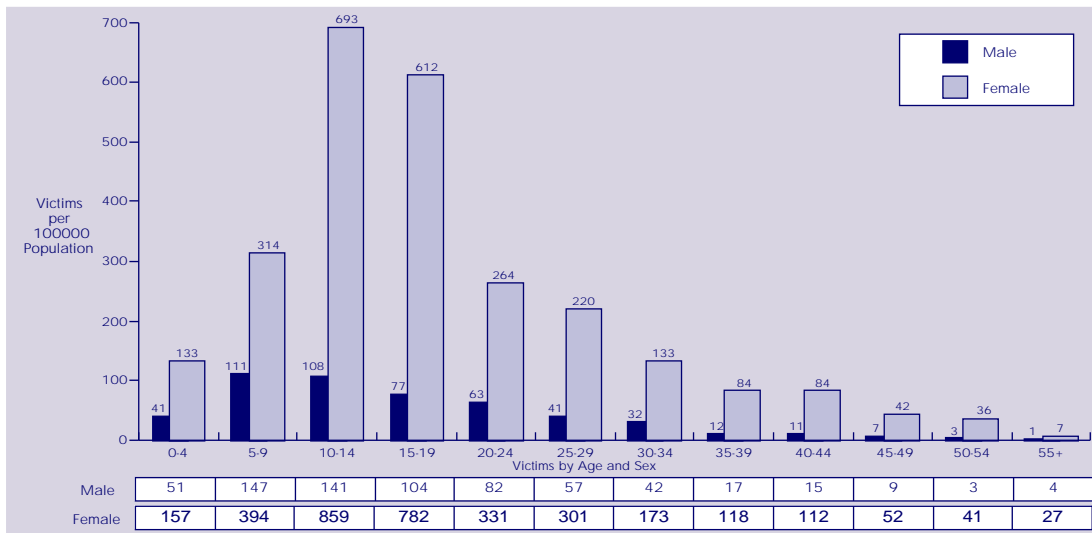
Males were more likely to be victims of Assault than females. Males aged twenty-five to twenty-nine years were most likely to be victims. More females aged fifteen to twenty-four years were victims compared

with females in other age groups. The likelihood of being a victim decreased significantly with increasing age as is evidenced in the graph above.

* Only those offences where the victim's age and sex were identified are included.

Victims of Crime

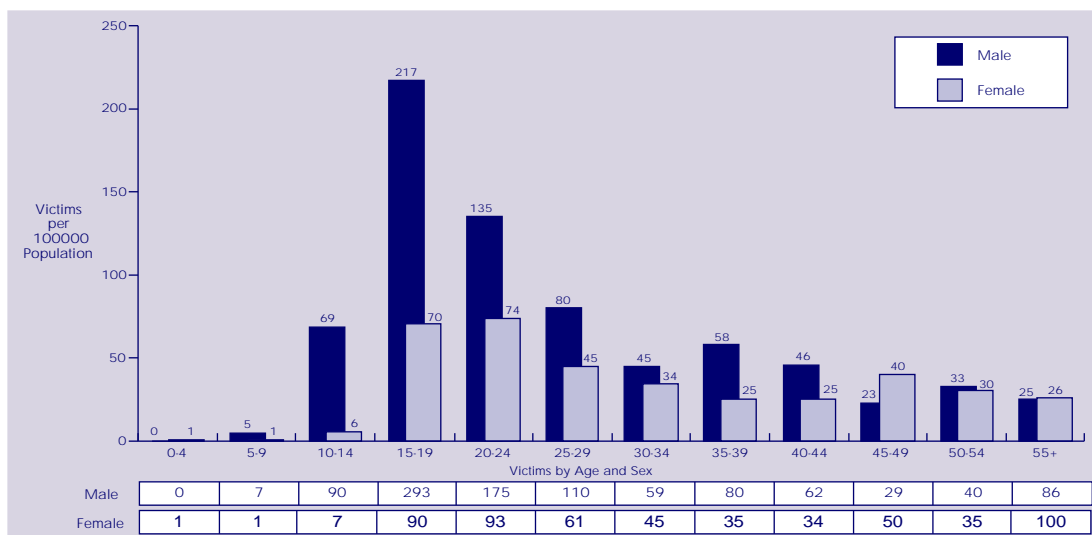
Sexual Offences - 2000/2001*



The offence category of Sexual Offences is unique in that the number of female victims far outweighs the number of male victims. At every age, females were significantly more likely to be victims than males with

females in the ten to nineteen year age bracket the most common victims. In fact, at ages ten to nineteen, females were over six times more likely to be victims than males.

Robbery - 2000/2001*



As with Homicide and Assault, males were significantly more likely to be victims of Robbery than females. Males aged fifteen to nineteen years were most likely

to be victims. From ages forty to forty-four onwards, victimisation rates were similar for males and females.

* Only those offences where the victim's age and sex were identified are included.

