

Offenders

The tables and graphs in this section provide information on persons responsible for offences. It is important to note that Queensland Police Service offender statistics are based on offence counts and do not and cannot refer to individuals. Rather, offender data refers to the number of offences cleared or solved through an action against an offender. As such, offender data does not equate to a unique offender count and nor does it equate to the number of offences cleared. For example, an offender charged with Motor Vehicle Theft, Unlawful Entry, Assault and Other Theft (excl. Unlawful Entry) would be included four times in any offender breakdown by age and gender.

Only persons aged ten years and over are deemed to be offenders. Under Queensland law, children under ten are not held criminally responsible, although they may be involved in the commission

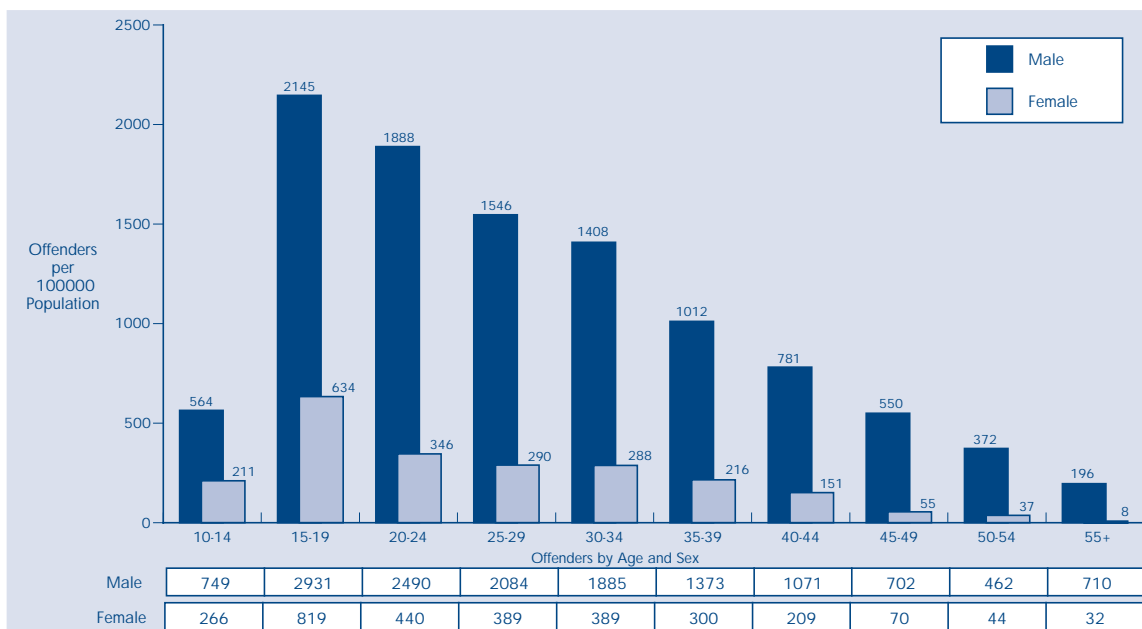
of an offence. Juvenile offenders are those aged between and including ten and sixteen years.

Offenders have not been included if their age or sex is not specified in Queensland Police Service records. Approximately (0.3%) of offenders have been excluded for this reason.

The *Population by Sex and Age for 30 June 2001* (Australian Bureau of Statistics catalogue No. 3201.0) was used to calculate the number of offenders per 100,000 population.

The reference date used to generate offender statistics for the year under review is the date an action commenced. As such, offenders proceeded against for matters reported in previous periods will be included in the following tables and graphs.

Offences Against the Person - 2001/2002*



* Only those offenders whose age and sex were identified are included.

Offenders

Queensland By Age and Sex - 2001/2002*

Offence	10 - 14		15 years		16 years		17 years		18 years		19 years	
	Female	Male	Female	Male	Female	Male	Female	Male	Female	Male	Female	Male
Homicide (Murder)*	0	0	0	0	2	2	0	0	1	0	0	1
Other Homicide*	0	1	0	5	1	3	2	8	0	15	2	4
Attempted Murder	0	0	0	2	1	3	0	5	0	8	1	3
Conspiracy to Murder	0	0	0	0	0	0	0	0	0	0	0	0
Manslaughter (excl. by Driving)	0	1	0	0	0	0	0	0	0	0	0	0
Driving Causing Death	0	0	0	3	0	0	2	3	0	7	1	1
Assault	232	474	128	311	164	405	169	394	136	463	107	392
Serious Assault	139	261	63	187	80	269	71	251	71	278	62	257
Other Assault	93	213	65	124	84	136	98	143	65	185	45	135
Sexual Offences	12	150	1	61	1	61	1	55	2	55	0	50
Rape & Attempted Rape	1	45	0	9	0	17	1	8	0	4	0	15
Other Sexual Offences	11	105	1	52	1	44	0	47	2	51	0	35
Robbery	11	42	12	64	12	93	14	85	8	68	5	60
Armed Robbery	5	18	2	25	5	41	5	36	4	33	4	32
Unarmed Robbery	6	24	10	39	7	52	9	49	4	35	1	28
Extortion	0	1	1	1	0	1	0	1	0	1	0	0
Kidnapping & Abduction etc.	2	6	0	4	6	3	3	3	1	7	2	5
Other Offences Against the Person	9	75	3	43	12	56	12	35	3	56	8	55
Offences Against the Person	266	749	145	489	198	624	201	581	151	665	124	567
Unlawful Entry	262	2092	164	1248	89	1396	67	1388	107	1000	50	927
Unlawful Entry - Dwelling	99	686	102	484	41	544	38	617	57	472	24	452
- Without Violence	95	682	99	472	39	531	32	590	51	439	20	424
- With Violence	4	4	3	12	2	13	6	27	6	33	4	28
Unlawful Entry - Shop	47	414	25	219	14	336	17	280	26	195	6	169
Unlawful Entry - Other	116	992	37	545	34	516	12	491	24	333	20	306
Arson	5	53	0	24	1	31	1	32	1	23	0	15
Other Property Damage	286	1563	154	988	143	1093	111	1258	79	1076	85	798
Unlawful Use of Motor Vehicle	107	417	104	507	95	587	68	592	44	425	56	374
Other Theft (excl. Unlawful Entry)	2494	3200	891	1578	641	1712	536	1602	370	1216	278	1134
Stealing from Dwelling	47	117	24	56	32	96	22	69	21	66	13	60
Shop Stealing	2260	1788	711	625	474	637	412	585	237	336	180	319
Vehicles (Steal from/Enter with Intent)	62	515	45	483	31	536	34	551	48	441	41	439
Other Stealing	125	780	111	414	104	443	68	397	64	373	44	316
Fraud	86	122	23	97	147	192	102	216	187	473	128	353
Fraud by Computer	1	6	1	7	3	7	2	1	6	14	0	8
Fraud by Cheque	1	7	0	3	1	5	5	13	25	42	11	30
Fraud by Credit Card	33	28	5	14	82	36	29	34	76	128	21	89
Other Fraud	51	81	17	73	61	144	66	168	80	289	96	226
Handling Stolen Goods	107	310	52	177	55	239	69	290	88	270	51	257
Possess Property Susp. Stolen	10	82	20	34	12	46	18	56	24	42	9	52
Receiving Stolen Property	61	103	24	60	21	80	9	92	20	80	9	63
Possess, Receive, etc. Tainted Property	36	125	8	80	20	110	41	142	43	145	32	140
Other Handling Stolen Goods	0	0	0	3	2	3	1	0	1	3	1	2
Offences Against Property	3347	7757	1388	4619	1171	5250	954	5378	876	4483	648	3858
Drug Offences	159	647	166	637	219	893	285	1382	346	1535	268	1299
Prostitution Offences	0	0	0	0	7	0	11	0	8	2	14	3
Liquor (excluding Drunkenness)	52	58	74	149	95	252	32	77	5	47	4	31
Gaming Racing & Betting Offences	0	0	0	4	0	2	0	2	0	0	0	0
Breach Domestic Violence Order	0	0	0	3	1	12	0	21	9	49	2	64
Trespassing & Vagrancy Offences	92	425	37	252	41	250	36	236	18	159	9	109
Weapons Act Offences	13	127	7	131	12	145	19	128	11	153	13	154
Good Order Offences	170	358	185	464	252	875	322	1267	299	1630	222	1561
Stock Offences	0	0	0	0	0	0	0	0	1	0	0	0
Traffic and Related Offences	2	27	15	54	19	162	85	642	196	1211	191	1353
Miscellaneous Offences	34	161	14	118	10	152	30	177	17	113	12	120
Total Other Offences	522	1803	498	1812	656	2743	820	3932	910	4899	735	4694

* Only those offenders whose age and sex were identified are included.

+ Figures are presented separately for Homicide (Murder) and a new category, Other Homicide is used for the first time in this publication.

Offenders

Queensland By Age and Sex - 2001/2002*

Offence	20 - 24		25 - 29		30 - 39		40 - 49		50 - 59		60 & over	
	Female	Male	Female	Male	Female	Male	Female	Male	Female	Male	Female	Male
Homicide (Murder)*	4	13	2	15	4	22	0	8	0	6	0	0
Other Homicide*	6	34	5	32	6	50	3	29	1	16	0	4
Attempted Murder	3	20	4	20	3	40	1	20	0	9	0	0
Conspiracy to Murder	0	1	0	1	0	2	0	1	0	1	0	0
Manslaughter (excl. by Driving)	2	2	1	3	1	3	0	4	1	4	0	1
Driving Causing Death	1	11	0	8	2	5	2	4	0	2	0	3
Assault	356	1779	317	1493	558	2081	204	879	53	306	3	85
Serious Assault	180	1173	162	964	325	1305	112	532	24	177	0	43
Other Assault	176	606	155	529	233	776	92	347	29	129	3	42
Sexual Offences	4	200	6	188	27	594	8	556	6	323	0	298
Rape & Attempted Rape	1	57	0	46	0	123	1	93	0	61	0	41
Other Sexual Offences	3	143	6	142	27	471	7	463	6	262	0	257
Robbery	32	211	8	145	25	132	11	48	0	7	1	1
Armed Robbery	22	107	6	94	12	96	9	36	0	4	1	0
Unarmed Robbery	10	104	2	51	13	36	2	12	0	3	0	1
Extortion	0	2	2	4	0	3	0	7	0	1	0	0
Kidnapping & Abduction etc.	3	36	5	40	5	58	5	32	0	17	0	1
Other Offences Against the Person	35	214	43	166	63	315	48	213	11	84	1	23
Offences Against the Person	440	2489	388	2083	688	3255	279	1772	71	760	5	412
Unlawful Entry	323	2818	180	1812	155	1295	52	303	4	47	1	5
Unlawful Entry - Dwelling	267	1525	142	1060	124	771	42	207	4	29	0	4
- Without Violence	248	1437	127	983	96	637	35	161	3	21	0	4
- With Violence	19	88	15	77	28	134	7	46	1	8	0	0
Unlawful Entry - Shop	16	438	6	269	16	177	3	34	0	2	0	1
Unlawful Entry - Other	40	855	32	483	15	347	7	62	0	16	1	0
Arson	9	45	2	28	7	42	5	18	4	4	0	1
Other Property Damage	230	2076	198	1356	242	1378	83	343	27	90	5	25
Unlawful Use of Motor Vehicle	162	888	111	605	85	634	35	140	1	22	2	4
Other Theft (excl. Unlawful Entry)	966	3513	804	2223	1100	2437	453	774	219	254	73	117
Stealing from Dwelling	72	195	57	153	62	171	21	48	4	13	0	0
Shop Stealing	521	886	468	567	651	758	322	311	189	152	62	94
Vehicles (Steal from/Enter with Intent)	95	1047	71	754	67	713	25	129	0	18	0	2
Other Stealing	278	1385	208	749	320	795	85	286	26	71	11	21
Fraud	1127	2131	976	1994	1037	2525	446	1230	132	428	6	43
Fraud by Computer	3	33	38	33	2	37	0	0	0	0	0	0
Fraud by Cheque	71	197	116	298	190	461	136	271	15	106	0	8
Fraud by Credit Card	596	610	409	466	212	388	89	163	2	7	0	4
Other Fraud	457	1291	413	1197	633	1639	221	796	115	315	6	31
Handling Stolen Goods	290	888	252	769	293	838	94	348	29	70	4	6
Possess Property Susp. Stolen	52	142	50	124	34	137	14	59	7	7	0	2
Receiving Stolen Property	94	237	52	235	65	152	8	57	1	16	1	1
Possess, Receive, etc. Tainted Property	136	488	149	387	189	538	70	223	19	46	3	3
Other Handling Stolen Goods	8	21	1	23	5	11	2	9	2	1	0	0
Offences Against Property	3107	12359	2523	8787	2919	9149	1168	3156	416	915	91	201
Drug Offences	1297	5643	993	4067	1678	5672	706	2434	79	529	9	90
Prostitution Offences	56	43	93	70	132	131	67	94	18	37	2	14
Liquor (excluding Drunkenness)	28	208	35	123	44	204	23	91	12	35	0	10
Gaming Racing & Betting Offences	0	1	0	0	1	1	0	1	0	0	0	0
Breach Domestic Violence Order	55	728	60	1017	150	1878	85	854	8	248	1	70
Trespassing Vagrancy Offences	32	354	20	228	47	217	17	115	6	45	1	20
Weapons Act Offences	52	610	53	469	75	848	67	541	17	281	6	116
Good Order Offences	842	5210	703	3118	1062	3580	439	1363	83	375	24	102
Stock Offences	0	2	1	3	0	9	0	12	0	9	0	4
Traffic and Related Offences	858	6189	757	4515	1350	6051	897	3706	304	1777	57	572
Miscellaneous Offences	85	394	226	325	95	421	64	229	17	93	11	38
Other Offences	3305	19382	2941	13935	4634	19012	2365	9440	544	3429	111	1036

* Only those offenders whose age and sex were identified are included.

+ Figures are presented separately for Homicide (Murder) and a new category, Other Homicide is used for the first time in this publication.

Offenders

Queensland By Type of Action[^] by Age - 2001/2002*

Offence	Arrest		Caution		Comm. Conference		Notice to Appear	
	Juvenile	Adult	Juvenile	Adult	Juvenile	Adult	Juvenile	Adult
Homicide (Murder)*	4	71	0	0	0	0	0	0
Other Homicide*	9	174	0	0	0	0	0	13
Attempted Murder	6	133	0	0	0	0	0	0
Conspiracy to Murder	0	6	0	0	0	0	0	0
Manslaughter (excl. by Driving)	1	19	0	0	0	0	0	0
Driving Causing Death	2	16	0	0	0	0	0	13
Assault	493	5865	675	18	23	8	0	3558
Serious Assault	268	3479	407	12	19	4	0	2267
Other Assault	225	2386	268	6	4	4	0	1291
Sexual Offences	95	1851	131	4	2	4	0	386
Rape & Attempted Rape	49	409	12	0	1	0	0	22
Other Sexual Offences	46	1442	119	4	1	4	0	364
Robbery	144	781	32	0	3	1	0	52
Armed Robbery	66	463	12	0	0	0	0	15
Unarmed Robbery	78	318	20	0	3	1	0	37
Extortion	1	19	0	0	2	0	0	2
Kidnapping & Abduction etc.	12	198	5	0	0	0	0	15
Other Offences Against the Person	61	911	85	2	3	0	0	336
Offences Against the Person	819	9870	928	24	33	13	0	4362
Unlawful Entry	2103	7540	1619	29	86	2	0	2704
Unlawful Entry - Dwelling	816	4414	531	5	24	1	0	1289
- Without Violence	790	4029	527	5	24	1	0	1155
- With Violence	26	385	4	0	0	0	0	134
Unlawful Entry - Shop	506	1153	247	8	15	0	0	452
Unlawful Entry - Other	781	1973	841	16	47	1	0	963
Arson	28	194	62	0	3	0	0	34
Other Property Damage	1123	5293	1756	35	83	6	0	3833
Unlawful Use of Motor Vehicle	858	2992	404	6	15	2	0	1093
Other Theft (excl. Unlawful Entry)	1366	7472	6154	108	81	9	0	10028
Stealing from Dwelling	82	470	151	1	8	0	0	522
Shop Stealing	270	1423	4669	80	37	5	0	5436
Vehicles (Steal from/Enter with Intent)	672	2973	429	4	10	2	0	1356
Other Stealing	342	2606	905	23	26	2	0	2714
Fraud	102	6069	346	5	10	7	0	6971
Fraud by Computer	0	43	23	0	0	0	0	131
Fraud by Cheque	11	925	4	0	0	0	0	893
Fraud by Credit Card	53	1637	38	0	0	1	0	1597
Other Fraud	38	3464	281	5	10	6	0	4350
Handling Stolen Goods	187	2123	344	7	6	1	0	2704
Possess Property Susp. Stolen	47	325	37	4	3	0	0	485
Receiving Stolen Property	39	475	199	3	3	1	0	700
Possess, Receive, etc. Tainted Property	95	1255	106	0	0	0	0	1497
Other Handling Stolen Goods	6	68	2	0	0	0	0	22
Offences Against Property	5767	31683	10685	190	284	27	0	27367
Drug Offences	180	6859	1374	22	17	3	0	14039
Prostitution Offences	1	104	1	0	0	0	0	687
Liquor (excluding Drunkenness)	146	576	336	25	0	2	0	346
Gaming Racing & Betting Offences	1	0	0	0	0	0	0	5
Breach Domestic Violence Order	7	2976	2	1	0	3	0	2020
Trespassing & Vagrancy Offences	171	750	501	10	13	2	0	864
Weapons Act Offences	65	1186	223	9	12	0	0	2344
Good Order Offences	1093	15980	259	8	8	7	0	5967
Stock Offences	0	2	0	2	0	0	0	29
Traffic and Related Offences	86	6770	40	10	1	3	0	23413
Miscellaneous Offences	96	920	232	9	6	0	0	1422
Total Other Offences	1846	36123	2968	96	57	20	0	51136

[^] See Explanatory Notes for definitions and inclusions (page 147)

* Only those offenders whose age and sex were identified are included.

+ Figures are presented separately for Homicide (Murder) and a new category, Other Homicide is used for the first time in this publication.

Offenders

Queensland By Type of Action[^] by Age - 2001/2002*

Offence	Notice to Attend		Summons		Warrant		Other	
	Juvenile	Adult**	Juvenile	Adult	Juvenile	Adult	Juvenile	Adult
Homicide (Murder)*	0	0	0	0	0	0	0	5
Other Homicide*	1	0	0	22	0	2	0	6
Attempted Murder	0	0	0	0	0	2	0	2
Conspiracy to Murder	0	0	0	0	0	0	0	0
Manslaughter (excl. by Driving)	0	0	0	0	0	0	0	3
Driving Causing Death	1	0	0	22	0	0	0	1
Assault	478	26	10	132	1	41	34	127
Serious Assault	283	16	6	87	1	38	15	84
Other Assault	195	10	4	45	0	3	19	43
Sexual Offences	32	4	0	31	0	14	26	79
Rape & Attempted Rape	4	1	0	2	0	5	6	12
Other Sexual Offences	28	3	0	29	0	9	20	67
Robbery	54	3	0	0	0	10	1	14
Armed Robbery	18	1	0	0	0	8	0	14
Unarmed Robbery	36	2	0	0	0	2	1	0
Extortion	1	0	0	0	0	0	0	0
Kidnapping & Abduction etc.	4	2	0	0	0	4	0	4
Other Offences Against the Person	40	4	0	18	0	6	9	108
Offences Against the Person	610	39	10	203	1	77	70	343
Unlawful Entry	1371	94	10	27	3	24	59	114
Unlawful Entry - Dwelling	551	41	5	17	2	16	27	52
- Without Violence	543	41	5	17	2	10	27	51
- With Violence	8	1	0	0	0	6	0	1
Unlawful Entry - Shop	270	13	3	8	1	1	13	20
Unlawful Entry - Other	550	40	2	2	0	7	19	42
Arson	18	1	0	4	1	0	2	4
Other Property Damage	1203	90	13	46	0	21	49	136
Unlawful Use of Motor Vehicle	527	56	4	23	2	26	7	50
Other Theft (excl. Unlawful Entry)	2839	119	14	90	7	54	55	189
Stealing from Dwelling	129	12	0	17	2	7	0	18
Shop Stealing	1476	38	6	29	1	6	36	33
Vehicles (Steal from/Enter with Intent)	552	29	2	14	2	9	5	88
Other Stealing	682	40	6	30	2	32	14	50
Fraud	197	41	4	190	3	117	5	134
Fraud by Computer	1	3	0	0	0	0	1	0
Fraud by Cheque	2	4	0	73	0	58	0	42
Fraud by Credit Card	105	18	2	11	0	8	0	51
Other Fraud	89	16	2	106	3	51	4	41
Handling Stolen Goods	395	13	1	24	1	9	6	25
Possess Property Susp. Stolen	115	3	0	4	0	2	2	6
Receiving Stolen Property	105	4	1	3	0	0	2	6
Possess, Receive, etc. Tainted Property	175	6	0	17	1	6	2	13
Other Handling Stolen Goods	0	0	0	0	0	1	0	0
Offences Against Property	6550	414	46	404	17	251	183	652
Drug Offences	545	13	1	46	0	24	604	7306
Prostitution Offences	5	0	0	4	0	0	0	0
Liquor (excluding Drunkenness)	169	11	12	42	0	0	17	7
Gaming Racing & Betting Offences	5	0	0	0	0	0	0	1
Breach Domestic Violence Order	7	0	0	33	0	18	0	248
Trespassing & Vagrancy Offences	389	9	4	20	1	1	18	13
Weapons Act Offences	126	1	2	38	0	3	7	32
Good Order Offences	918	5	8	133	1	50	17	52
Stock Offences	0	0	0	8	0	0	0	0
Traffic and Related Offences	150	3	0	398	0	69	2	45
Miscellaneous Offences	148	4	1	59	0	15	6	38
Total Other Offences	2462	46	28	781	2	180	671	7742

[^] See Explanatory Notes for definitions and inclusions (page 147).

* Only those offenders whose age and sex were identified are included.

** Persons aged 17 years (adult) may be served with a Notice to Attend for offences committed when 16 years of age (*Juvenile Justice Act, 1992*).

+ Figures are presented separately for Homicide (Murder) and a new category, Other Homicide is used for the first time in this publication.

Offenders

Regions By Age and Sex - 2001/2002*

Offence	10 - 14		15 years		16 years		17 years		18 years		19 years	
	Male	Female	Male	Female	Male	Female	Male	Female	Male	Female	Male	Female
Far Northern Region												
Homicide (Murder)*	0	0	0	0	0	1	0	0	0	1	0	0
Other Homicide*	1	0	1	0	0	0	1	0	0	0	0	0
Assault	59	29	39	12	43	17	50	23	62	24	74	16
Sexual Offences	23	2	24	0	8	0	10	0	8	0	4	0
Robbery	2	2	4	2	3	0	3	0	2	1	5	1
All Other Offences Against the Person^	13	1	7	0	3	2	2	0	2	0	5	2
Offences Against the Person	98	34	75	14	57	20	66	23	74	26	88	19
Unlawful Entry	458	49	224	7	273	15	194	7	116	10	86	8
Arson	6	0	1	0	0	1	0	0	0	0	0	0
Other Property Damage	166	45	67	14	81	9	77	13	153	11	105	12
Unlawful Use of Motor Vehicle	35	5	19	0	37	3	31	1	28	1	14	2
Other Theft (excl. Unlawful Entry)	359	204	135	34	118	39	89	40	131	18	100	14
Fraud	27	35	11	4	18	28	12	6	8	6	21	13
Handling Stolen Goods	56	7	14	6	19	2	36	5	18	10	15	4
Offences Against Property	1107	345	471	65	546	97	439	72	454	56	341	53
Northern Region												
Homicide (Murder)*	0	0	0	0	0	0	0	0	0	0	0	0
Other Homicide*	0	0	2	0	0	0	0	0	3	0	1	0
Assault	37	26	34	22	39	14	45	13	52	14	30	15
Sexual Offences	17	0	5	0	5	1	8	0	25	0	6	0
Robbery	4	1	5	3	0	0	1	0	6	1	4	0
All Other Offences Against the Person^	2	1	7	0	1	0	2	1	7	0	9	1
Offences Against the Person	60	28	53	25	45	15	56	14	93	15	50	16
Unlawful Entry	296	45	177	21	195	14	188	10	74	7	155	9
Arson	1	0	2	0	4	0	0	0	5	0	1	0
Other Property Damage	162	29	89	13	93	7	84	11	52	3	52	6
Unlawful Use of Motor Vehicle	58	11	88	6	85	6	65	12	12	8	31	6
Other Theft (excl. Unlawful Entry)	342	162	153	45	180	20	74	24	65	28	46	14
Fraud	5	3	1	3	23	6	8	4	7	14	12	17
Handling Stolen Goods	44	16	30	3	36	4	29	3	13	6	27	8
Offences Against Property	908	266	540	91	616	57	448	64	228	66	324	60
Central Region												
Homicide (Murder)*	0	0	0	0	0	0	0	0	0	0	1	0
Other Homicide*	0	0	0	0	0	0	0	0	1	0	1	0
Assault	57	33	39	11	62	16	46	27	58	16	35	12
Sexual Offences	9	0	2	0	11	0	3	1	7	0	9	0
Robbery	3	0	2	0	8	0	12	0	9	0	5	0
All Other Offences Against the Person^	5	1	2	3	7	0	9	2	5	1	10	1
Offences Against the Person	74	34	45	14	88	16	70	30	80	17	61	13
Unlawful Entry	287	20	141	17	143	6	201	8	118	7	151	11
Arson	9	0	2	0	8	0	8	0	5	0	1	0
Other Property Damage	220	25	80	11	153	12	153	12	98	6	122	8
Unlawful Use of Motor Vehicle	24	3	20	1	40	5	67	6	44	2	21	0
Other Theft (excl. Unlawful Entry)	359	218	169	56	210	49	230	43	148	30	162	27
Fraud	7	0	10	2	8	3	27	5	60	19	22	7
Handling Stolen Goods	43	14	17	5	23	6	32	4	40	8	25	5
Offences Against Property	949	280	439	92	585	81	718	78	513	72	504	58
North Coast Region												
Homicide (Murder)*	0	0	0	0	0	0	0	0	0	0	0	0
Other Homicide*	0	0	0	0	0	0	1	0	0	0	0	0
Assault	96	48	57	33	66	34	59	43	59	15	56	16
Sexual Offences	30	2	9	0	11	0	14	0	3	0	4	0
Robbery	6	1	13	1	10	0	7	1	6	0	7	0
All Other Offences Against the Person^	14	2	5	0	15	1	0	3	8	1	9	1
Offences Against the Person	146	53	84	34	102	35	81	47	76	16	76	17
Unlawful Entry	296	48	243	14	180	12	197	19	192	30	148	5
Arson	8	1	9	0	4	0	7	1	3	0	1	0
Other Property Damage	281	56	156	20	176	18	206	18	184	15	137	11
Unlawful Use of Motor Vehicle	69	13	105	4	102	12	79	9	86	3	112	4
Other Theft (excl. Unlawful Entry)	588	573	348	147	355	112	292	136	192	56	188	45
Fraud	32	8	10	4	12	40	29	21	36	34	46	21
Handling Stolen Goods	42	25	39	8	35	13	47	15	33	9	34	1
Offences Against Property	1316	724	910	197	864	207	857	219	726	147	666	87

* Only those offenders whose age and sex were identified are included.

+ Figures are presented separately for Homicide (Murder) and a new category, Other Homicide is used for the first time in this publication.

^ All Other Offences Against the Person includes the offence sub-divisions of Extortion, and Kidnapping, Abduction and Deprivation of Liberty.

Offenders

Regions By Age and Sex - 2001/2002*

Offence	20 - 24		25 - 29		30 - 39		40 - 49		50 - 59		60 & over	
	Male	Female	Male	Female	Male	Female	Male	Female	Male	Female	Male	Female
Far Northern Region												
Homicide (Murder)*	1	0	3	0	2	0	0	0	1	0	0	0
Other Homicide*	0	1	3	1	2	1	5	0	1	0	0	0
Assault	252	72	330	81	422	99	174	37	66	11	12	0
Sexual Offences	28	1	24	1	96	7	36	2	64	0	38	0
Robbery	11	2	12	0	3	0	1	0	1	0	0	0
All Other Offences Against the Person [^]	16	1	31	10	35	14	23	9	14	1	1	1
Offences Against the Person	308	77	403	93	560	121	239	48	147	12	51	1
Unlawful Entry	197	11	191	8	178	7	30	1	3	0	0	0
Arson	0	2	3	0	2	0	1	1	0	0	0	0
Other Property Damage	218	42	136	23	148	41	50	6	11	5	5	0
Unlawful Use of Motor Vehicle	31	7	35	2	28	1	5	0	2	0	0	2
Other Theft (excl. Unlawful Entry)	220	67	142	41	261	55	82	28	28	10	11	4
Fraud	55	57	88	47	136	61	77	7	39	3	0	2
Handling Stolen Goods	70	16	45	4	42	4	27	3	9	1	1	1
Offences Against Property	791	202	640	125	795	169	272	46	92	19	17	9
Northern Region												
Homicide (Murder)*	2	0	2	0	1	2	0	0	1	0	0	0
Other Homicide*	1	1	4	0	3	0	2	0	1	0	1	0
Assault	236	45	189	21	276	71	88	29	17	4	12	0
Sexual Offences	15	1	14	1	53	0	61	1	25	1	22	0
Robbery	3	0	8	0	2	0	1	2	1	0	0	0
All Other Offences Against the Person [^]	31	6	29	7	32	7	22	6	11	4	3	0
Offences Against the Person	288	53	246	29	367	80	174	38	56	9	38	0
Unlawful Entry	310	22	169	17	74	26	19	1	2	2	0	0
Arson	5	0	1	0	2	0	1	1	2	0	0	0
Other Property Damage	203	22	110	22	112	23	24	9	10	0	0	0
Unlawful Use of Motor Vehicle	52	6	27	1	24	3	12	1	1	0	0	0
Other Theft (excl. Unlawful Entry)	203	47	118	49	133	58	49	41	16	15	5	0
Fraud	74	61	131	29	187	61	74	37	8	6	1	1
Handling Stolen Goods	78	18	54	10	55	15	30	7	1	1	2	1
Offences Against Property	925	176	610	128	587	186	209	97	40	22	8	2
Central Region												
Homicide (Murder)*	0	0	0	0	3	0	0	0	4	0	0	0
Other Homicide*	4	1	3	0	8	0	7	0	0	0	1	0
Assault	183	32	120	33	177	58	84	17	30	2	7	0
Sexual Offences	30	1	23	1	67	3	58	0	25	4	43	0
Robbery	12	0	5	0	5	1	2	0	0	0	0	1
All Other Offences Against the Person [^]	37	5	21	2	38	3	18	5	16	0	7	0
Offences Against the Person	266	39	172	36	298	65	169	22	75	6	58	1
Unlawful Entry	330	16	196	22	136	10	19	8	6	0	0	0
Arson	6	1	4	0	8	0	4	0	0	0	0	0
Other Property Damage	215	29	145	24	147	23	32	5	16	1	3	0
Unlawful Use of Motor Vehicle	51	8	39	7	28	4	3	3	1	1	0	0
Other Theft (excl. Unlawful Entry)	242	60	153	81	184	91	35	24	13	10	6	1
Fraud	184	46	104	98	142	76	55	29	26	15	4	1
Handling Stolen Goods	67	22	28	6	30	10	22	4	2	1	0	0
Offences Against Property	1095	182	669	238	675	214	170	73	64	28	13	2
North Coast Region												
Homicide (Murder)*	2	0	3	0	4	0	1	0	0	0	0	0
Other Homicide*	5	2	7	0	10	2	4	1	6	0	1	0
Assault	262	55	206	42	315	96	146	38	64	11	22	1
Sexual Offences	25	0	50	1	107	1	147	0	73	1	52	0
Robbery	18	6	20	1	16	1	4	5	1	0	0	0
All Other Offences Against the Person [^]	42	5	39	9	64	16	44	14	11	1	3	0
Offences Against the Person	354	68	325	53	516	116	346	58	155	13	78	1
Unlawful Entry	456	37	208	16	191	21	50	8	9	0	0	0
Arson	5	0	4	1	9	2	4	0	1	1	0	0
Other Property Damage	369	27	239	31	252	47	60	16	10	2	6	1
Unlawful Use of Motor Vehicle	138	24	95	16	108	10	22	8	1	0	1	0
Other Theft (excl. Unlawful Entry)	749	150	362	118	351	155	111	67	40	36	17	17
Fraud	270	137	255	109	394	185	190	83	28	6	2	0
Handling Stolen Goods	119	31	111	20	116	44	44	7	8	0	0	0
Offences Against Property	2106	406	1274	311	1421	464	481	189	97	45	26	18

* Only those offenders whose age and sex were identified are included.

+ Figures are presented separately for Homicide (Murder) and a new category, Other Homicide is used for the first time in this publication.

[^] All Other Offences Against the Person includes the offence sub-divisions of Extortion, and Kidnapping, Abduction and Deprivation of Liberty.

Offenders

Regions By Age and Sex - 2001/2002*

Offence	10 - 14		15 years		16 years		17 years		18 years		19 years	
	Male	Female	Male	Female	Male	Female	Male	Female	Male	Female	Male	Female
Southern Region												
Homicide (Murder)*	0	0	0	0	0	1	0	0	0	0	0	0
Other Homicide*	0	0	0	0	0	1	1	0	3	0	0	0
Assault	73	24	38	16	56	26	44	15	64	11	40	16
Sexual Offences	21	2	5	0	10	0	4	0	1	1	2	0
Robbery	5	1	13	6	22	7	11	2	5	2	5	1
All Other Offences Against the Person [^]	11	1	3	0	11	0	5	1	12	1	5	1
Offences Against the Person	110	28	59	22	99	35	65	18	85	15	52	18
Unlawful Entry	339	40	181	60	176	13	307	2	107	8	101	3
Arson	5	2	2	0	8	0	7	0	4	1	7	0
Other Property Damage	222	34	144	34	129	23	165	9	114	8	95	13
Unlawful Use of Motor Vehicle	38	11	73	32	77	17	90	3	59	7	34	2
Other Theft (excl. Unlawful Entry)	397	211	165	92	154	86	159	46	111	33	100	31
Fraud	19	9	14	3	11	10	19	11	55	19	56	16
Handling Stolen Goods	31	3	14	5	25	8	24	3	24	6	23	6
Offences Against Property	1051	310	593	226	580	157	771	74	474	82	416	71
South Eastern Region												
Homicide (Murder)*	0	0	0	0	1	0	0	0	0	0	0	0
Other Homicide*	0	0	1	0	1	0	1	1	2	0	1	0
Assault	49	19	31	11	33	17	42	17	46	21	53	10
Sexual Offences	25	5	7	1	6	0	7	0	6	0	13	0
Robbery	3	4	6	0	21	2	9	4	6	1	8	0
All Other Offences Against the Person [^]	12	1	4	1	6	15	8	7	5	0	10	2
Offences Against the Person	89	29	49	13	68	34	67	29	65	22	85	12
Unlawful Entry	122	18	94	10	118	13	112	6	179	16	103	4
Arson	21	1	5	0	7	0	7	0	5	0	3	0
Other Property Damage	175	28	119	15	99	10	181	18	115	11	73	12
Unlawful Use of Motor Vehicle	74	14	72	21	81	12	85	8	58	6	53	11
Other Theft (excl. Unlawful Entry)	422	447	241	151	224	75	249	73	213	83	188	45
Fraud	14	6	19	1	30	20	33	9	105	24	72	15
Handling Stolen Goods	26	7	17	3	28	3	33	6	29	17	40	7
Offences Against Property	854	521	567	201	587	133	700	120	704	157	532	94
Metropolitan North Region												
Homicide (Murder)*	0	0	0	0	1	0	0	0	0	0	0	0
Other Homicide*	0	0	1	0	1	0	1	1	1	0	0	1
Assault	48	23	34	14	57	16	51	14	70	23	69	11
Sexual Offences	14	1	6	0	5	0	1	0	3	1	6	0
Robbery	9	1	7	0	16	2	27	6	16	1	19	2
All Other Offences Against the Person [^]	17	1	12	0	11	0	4	1	12	1	5	0
Offences Against the Person	88	26	60	14	91	18	84	22	102	26	99	14
Unlawful Entry	134	15	106	9	93	6	77	11	79	15	93	4
Arson	0	1	1	0	0	0	0	0	1	0	1	0
Other Property Damage	151	41	187	19	170	29	232	24	226	11	140	8
Unlawful Use of Motor Vehicle	57	34	64	20	72	28	91	21	62	11	72	8
Other Theft (excl. Unlawful Entry)	453	453	221	239	242	182	318	125	214	75	232	65
Fraud	15	18	29	5	60	23	44	23	114	51	76	20
Handling Stolen Goods	36	24	26	17	42	15	45	20	62	16	49	10
Offences Against Property	846	586	634	309	679	283	807	224	758	179	663	115
Metropolitan South Region												
Homicide (Murder)*	0	0	0	0	0	0	0	0	0	0	0	0
Other Homicide*	0	0	0	0	1	0	3	0	5	0	1	1
Assault	55	30	39	9	49	24	57	17	52	12	35	11
Sexual Offences	11	0	3	0	5	0	8	0	2	0	6	0
Robbery	10	1	14	0	13	1	15	1	18	2	7	1
All Other Offences Against the Person [^]	8	3	8	0	6	0	9	0	13	0	7	2
Offences Against the Person	84	34	64	9	74	25	92	18	90	14	56	15
Unlawful Entry	160	27	82	26	218	10	112	4	135	14	90	6
Arson	3	0	2	0	0	0	3	0	0	0	1	0
Other Property Damage	186	28	146	28	192	35	160	6	134	14	74	15
Unlawful Use of Motor Vehicle	62	16	66	20	93	12	84	8	76	6	37	23
Other Theft (excl. Unlawful Entry)	280	226	146	127	229	78	191	49	142	47	118	37
Fraud	3	7	3	1	30	17	44	23	88	20	48	19
Handling Stolen Goods	32	11	20	5	31	4	44	13	51	16	44	10
Offences Against Property	726	315	465	207	793	156	638	103	626	117	412	110

* Only those offenders whose age and sex were identified are included.

+ Figures are presented separately for Homicide (Murder) and a new category, Other Homicide is used for the first time in this publication.

[^] All Other Offences Against the Person includes the offence sub-divisions of Extortion, and Kidnapping, Abduction and Deprivation of Liberty.

Offenders

Regions By Age and Sex - 2001/2002*

Offence	20 - 24		25 - 29		30 - 39		40 - 49		50 - 59		60 & over	
	Male	Female	Male	Female	Male	Female	Male	Female	Male	Female	Male	Female
Southern Region												
Homicide (Murder)*	3	1	1	0	1	0	1	0	0	0	0	0
Other Homicide*	8	0	2	0	6	0	0	0	2	0	1	0
Assault	216	42	150	44	200	60	88	17	23	9	13	0
Sexual Offences	30	0	12	1	60	5	49	1	47	0	32	0
Robbery	31	6	10	1	10	3	7	1	0	0	0	0
All Other Offences Against the Person^	28	6	14	7	33	12	31	3	4	2	1	0
Offences Against the Person	316	55	189	53	310	80	176	22	76	11	47	0
Unlawful Entry	366	56	112	16	101	11	28	6	5	1	1	1
Arson	9	3	2	0	11	2	4	2	0	3	0	0
Other Property Damage	265	28	142	10	164	24	37	13	10	5	3	0
Unlawful Use of Motor Vehicle	89	12	46	2	72	12	5	4	5	0	1	0
Other Theft (excl. Unlawful Entry)	261	90	199	52	241	132	61	43	34	13	18	7
Fraud	195	99	242	78	266	127	96	55	41	6	15	0
Handling Stolen Goods	73	40	87	18	54	29	23	8	17	7	0	0
Offences Against Property	1258	328	830	176	909	337	254	131	112	34	37	7
South Eastern Region												
Homicide (Murder)*	2	1	0	2	5	2	1	0	0	0	0	0
Other Homicide*	3	0	5	1	3	2	1	1	2	0	0	0
Assault	201	39	198	34	283	64	112	27	45	6	10	1
Sexual Offences	38	0	23	0	99	2	48	1	30	0	37	0
Robbery	43	6	30	0	36	2	6	0	2	0	1	0
All Other Offences Against the Person^	38	4	20	5	55	2	55	4	24	1	8	0
Offences Against the Person	325	50	276	42	481	74	223	33	103	7	56	1
Unlawful Entry	354	35	188	29	256	31	52	8	8	0	0	0
Arson	12	2	5	0	4	2	2	0	1	0	1	0
Other Property Damage	284	25	191	21	225	38	55	10	11	11	3	3
Unlawful Use of Motor Vehicle	204	30	145	36	163	24	32	9	9	0	2	0
Other Theft (excl. Unlawful Entry)	666	164	478	166	448	214	171	95	51	52	22	16
Fraud	645	241	292	243	566	207	305	85	134	21	6	1
Handling Stolen Goods	155	40	137	53	156	55	53	23	16	3	1	1
Offences Against Property	2320	537	1436	548	1818	571	670	230	230	87	35	21
Metropolitan North Region												
Homicide (Murder)*	0	0	4	0	1	0	2	0	0	0	0	0
Other Homicide*	6	0	4	1	7	0	1	1	3	1	0	0
Assault	280	54	190	42	230	52	92	22	26	4	6	0
Sexual Offences	15	0	17	1	48	0	47	1	37	0	29	0
Robbery	47	6	25	5	38	9	14	2	1	0	0	0
All Other Offences Against the Person^	24	6	24	7	66	5	27	4	10	2	0	0
Offences Against the Person	372	66	264	56	390	66	183	30	77	7	35	0
Unlawful Entry	322	62	480	44	155	21	40	6	5	0	3	0
Arson	2	0	3	1	2	1	2	0	0	0	0	0
Other Property Damage	296	33	231	41	175	22	48	10	10	1	2	0
Unlawful Use of Motor Vehicle	158	35	105	23	87	19	27	5	1	0	0	0
Other Theft (excl. Unlawful Entry)	634	263	520	172	511	226	155	79	39	32	20	12
Fraud	417	388	483	235	456	210	212	94	102	47	14	1
Handling Stolen Goods	192	78	192	75	198	81	93	22	6	2	2	0
Offences Against Property	2021	859	2014	591	1584	580	577	216	163	82	38	13
Metropolitan South Region												
Homicide (Murder)*	3	2	2	0	5	0	3	0	0	0	0	0
Other Homicide*	7	1	4	2	11	1	9	0	1	0	0	0
Assault	149	17	110	20	178	58	95	17	35	6	3	1
Sexual Offences	19	1	25	0	64	9	110	2	22	0	45	0
Robbery	46	6	35	1	22	9	13	1	1	0	0	0
All Other Offences Against the Person^	36	5	32	3	53	9	32	8	12	0	1	0
Offences Against the Person	260	32	208	26	333	86	262	28	71	6	49	1
Unlawful Entry	483	84	268	28	204	28	65	14	9	1	1	0
Arson	6	1	6	0	4	0	0	1	0	0	0	0
Other Property Damage	226	24	162	26	155	24	37	14	12	2	3	1
Unlawful Use of Motor Vehicle	165	40	113	24	124	12	34	5	2	0	0	0
Other Theft (excl. Unlawful Entry)	538	125	251	125	308	169	110	76	33	51	18	16
Fraud	287	98	399	136	375	110	221	56	50	28	1	0
Handling Stolen Goods	134	45	115	66	186	55	56	20	11	14	0	1
Offences Against Property	1839	417	1314	405	1356	398	523	186	117	95	22	18

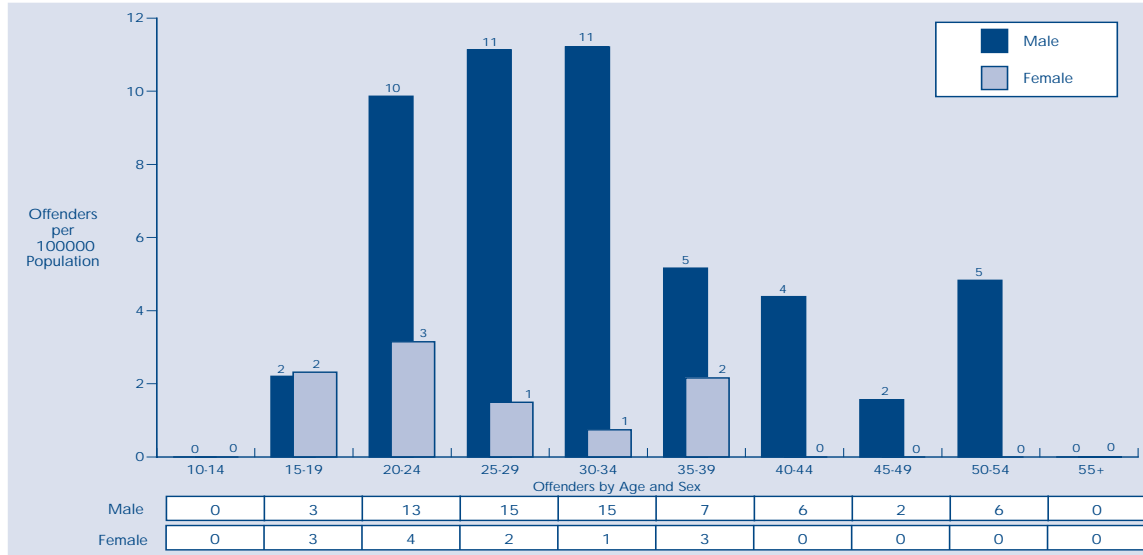
* Only those offenders whose age and sex were identified are included.

+ Figures are presented separately for Homicide (Murder) and a new category, Other Homicide is used for the first time in this publication.

^ All Other Offences Against the Person includes the offence sub-divisions of Extortion, and Kidnapping, Abduction and Deprivation of Liberty.

Offenders

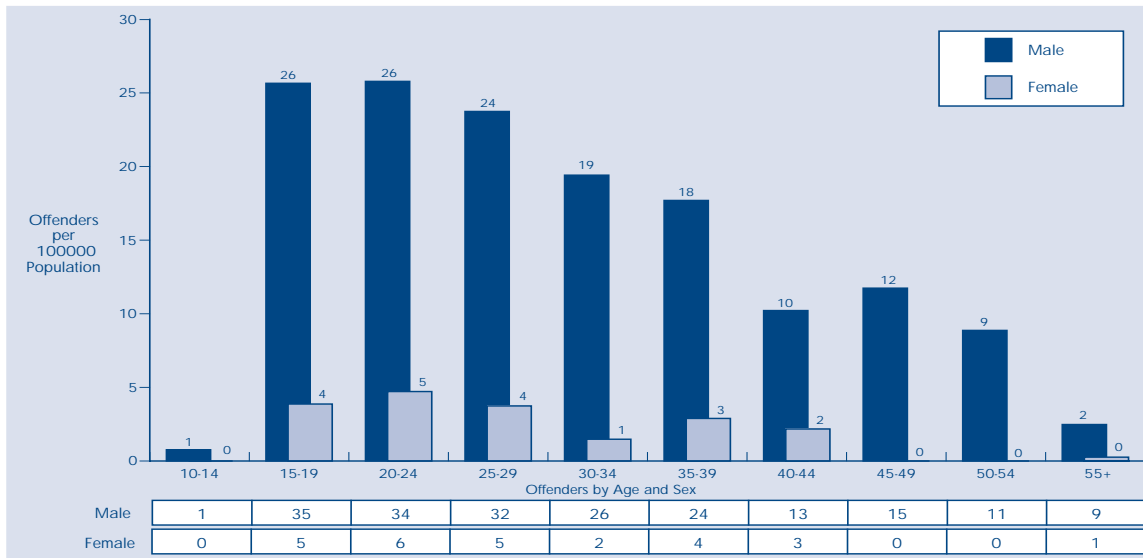
Homicide (Murder)⁺ - 2001/2002*



From the age of twenty, males were more likely than females to commit Homicide (Murder) with males aged twenty to thirty-four years most likely to offend. Of those proceeded against for Homicide, 84% were male.

As with most offence types, the likelihood of offending decreased significantly with increasing age for both males and females.

Other Homicide⁺ - 2001/2002*



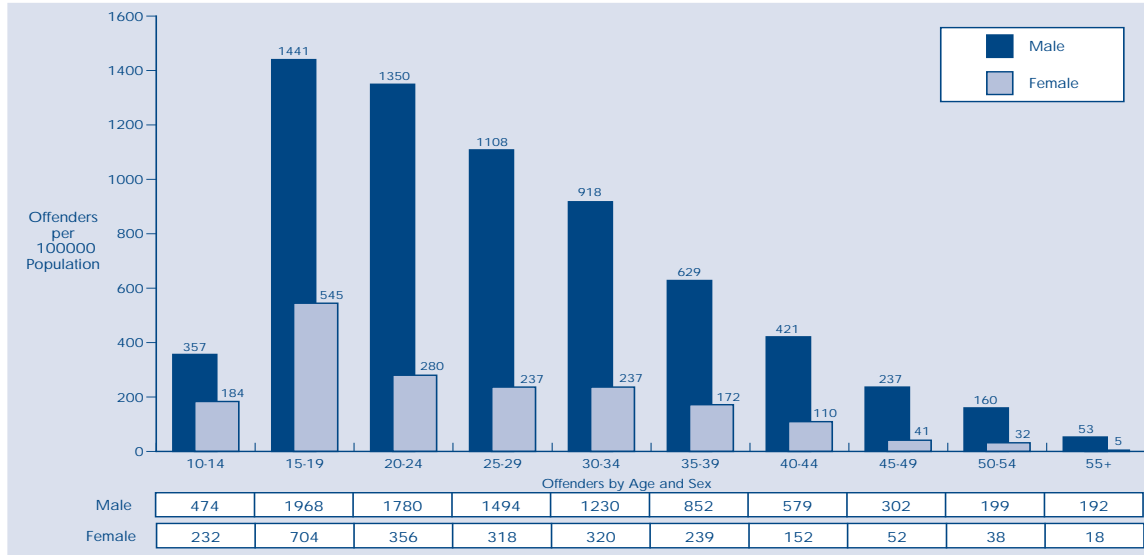
Males aged fifteen to twenty-four years were most likely to commit Other Homicide offences. At every age, males committed more offences than females. In total,

only 12% of those proceeded against for Other Homicide offences were female.

⁺ Figures are presented separately for Homicide (Murder) and a new category, Other Homicide is used for the first time in this publication.
^{*} Only those offenders whose age and sex were identified are included.

Offenders

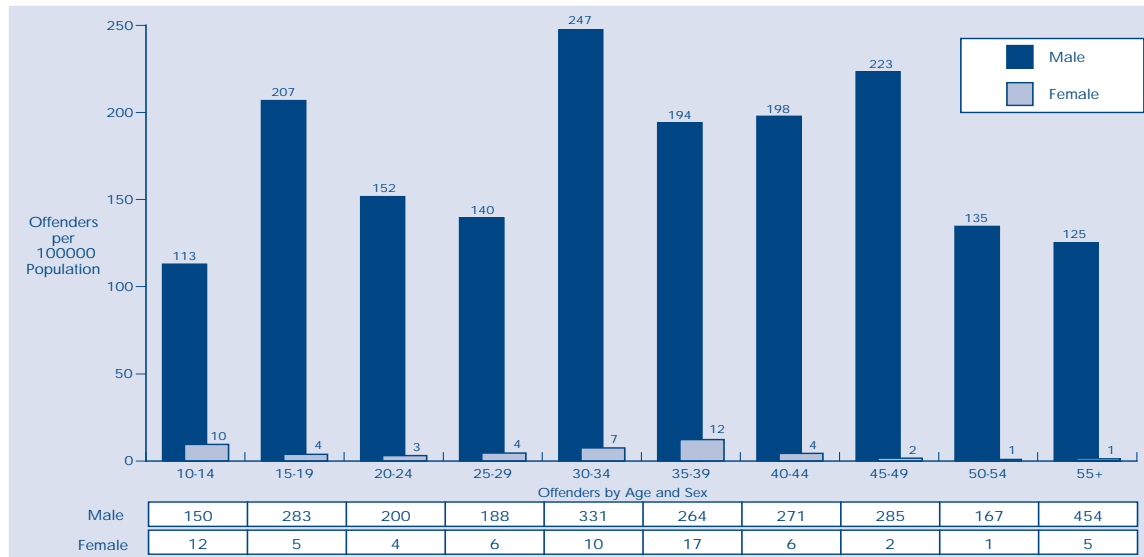
Assault - 2001/2002*



As with most offence types, the likelihood of committing Assault offences decreases with increasing age for both males and females. Approximately 80% of

offenders were male. In fact, just under 50% of offenders were male aged fifteen to twenty-nine years.

Sexual Offences - 2001/2002*



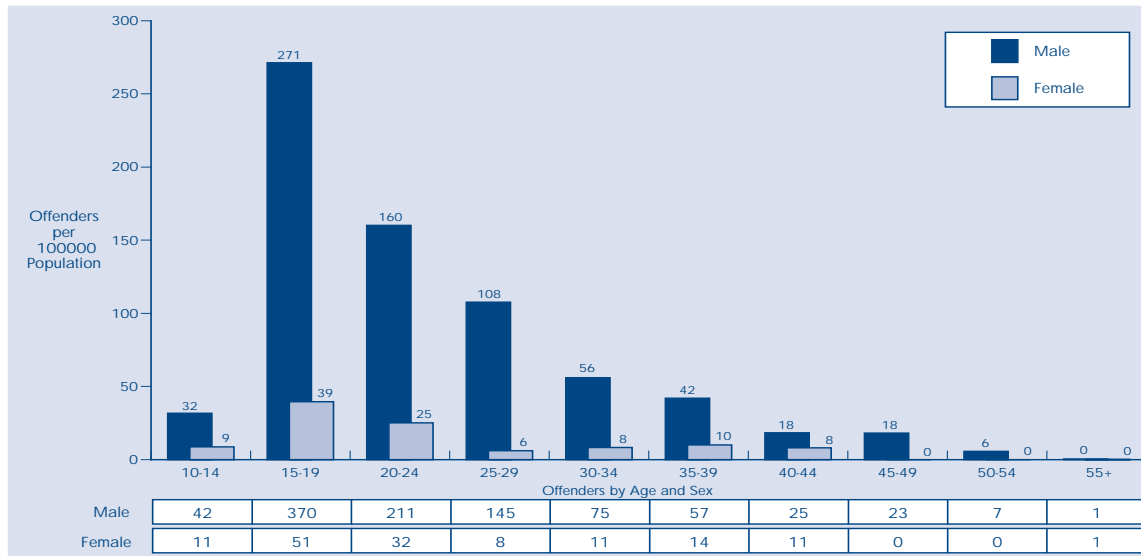
Sexual Offences are unique in that the likelihood of offending does not decrease with increasing age. The age distribution of offenders is approximately uniform with the risk of offending similar for all age groups. In

addition, most offences, 97%, were committed by males. In total, only sixty-eight female offenders were proceeded against during the 2001/02 financial year.

* Only those offenders whose age and sex were identified are included.

Offenders

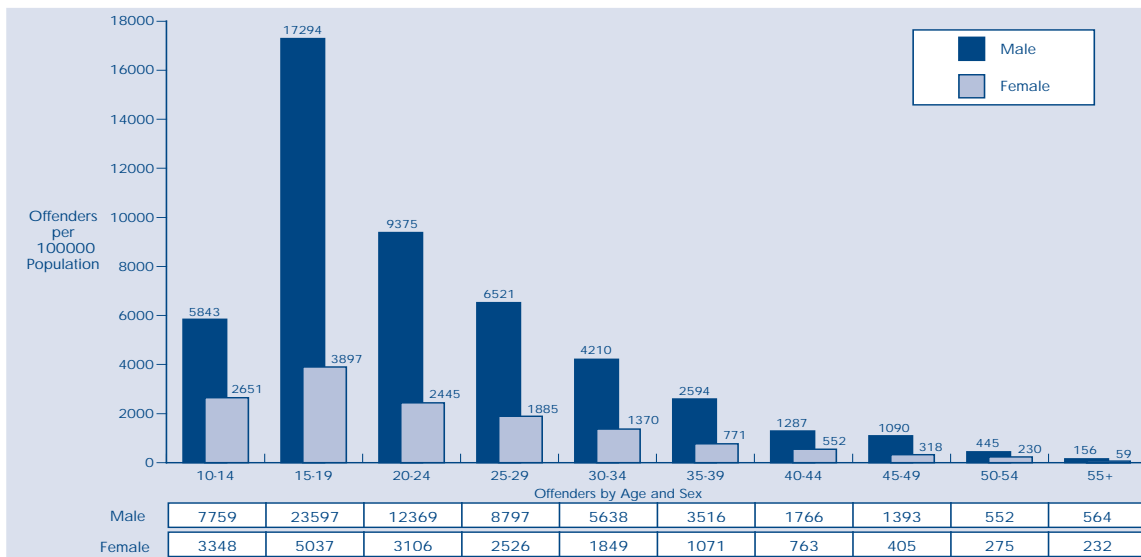
Robbery - 2001/2002*



Only 6% of offenders were aged forty years or more and nearly all of these were male. Thus, of those proceeded against for Robbery offences, most were in the fifteen to twenty-four year age group. Approximately 87% of

offenders were male and those in the fifteen to nineteen age group were more likely to be proceeded against for both males and females.

Offences Against Property - 2001/2002*



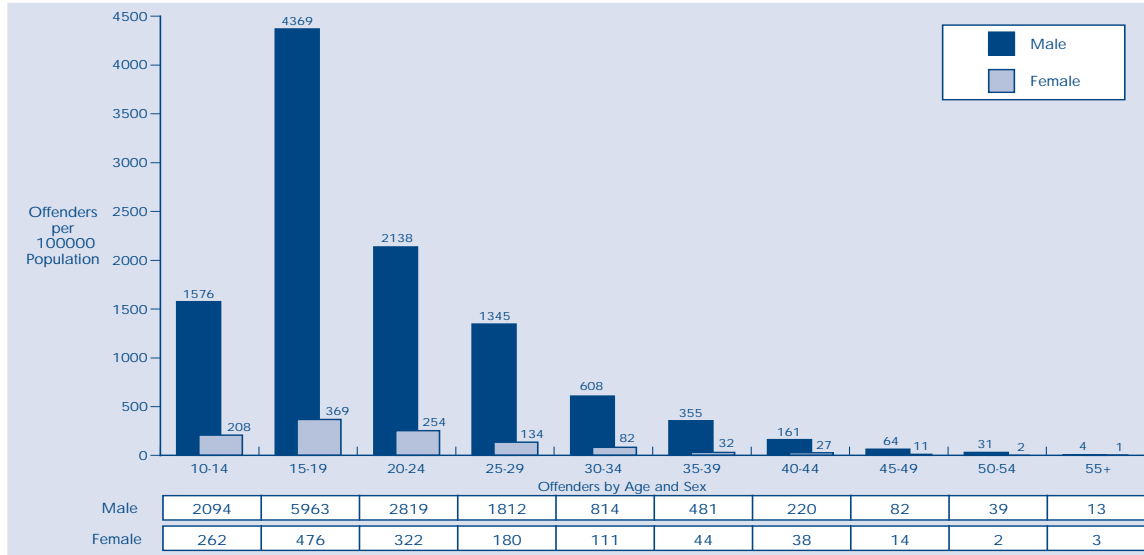
Males aged fifteen to nineteen years were over four times more likely to commit Offences Against Property than females in the same age group. In total, only 22% of offenders were female; this figure is unchanged from

that reported in 2000/01. At every age, males were more likely than females to be proceeded against for Offences Against Property and the likelihood of offending decreases with increasing age.

* Only those offenders whose age and sex were identified are included.

Offenders

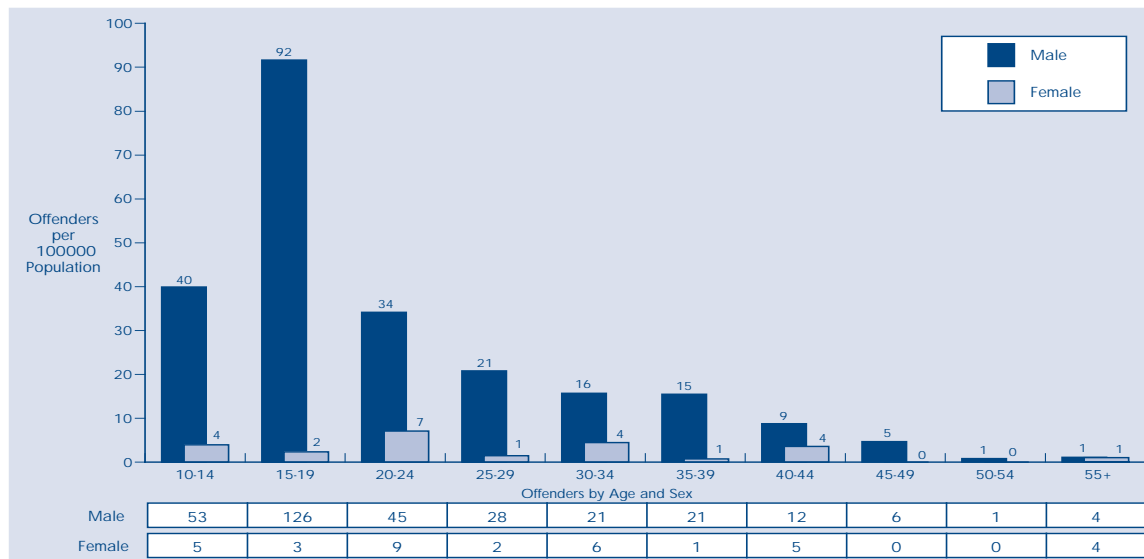
Unlawful Entry - 2001/2002*



As with most offence types, a large proportion of Unlawful Entry offenders were male aged fifteen to nineteen years. Very few offences were committed by persons in older age groups (over forty years) and only

9% of offenders were female. Nearly 70% of offenders were male aged between ten and twenty-four years inclusive.

Arson - 2001/2002*



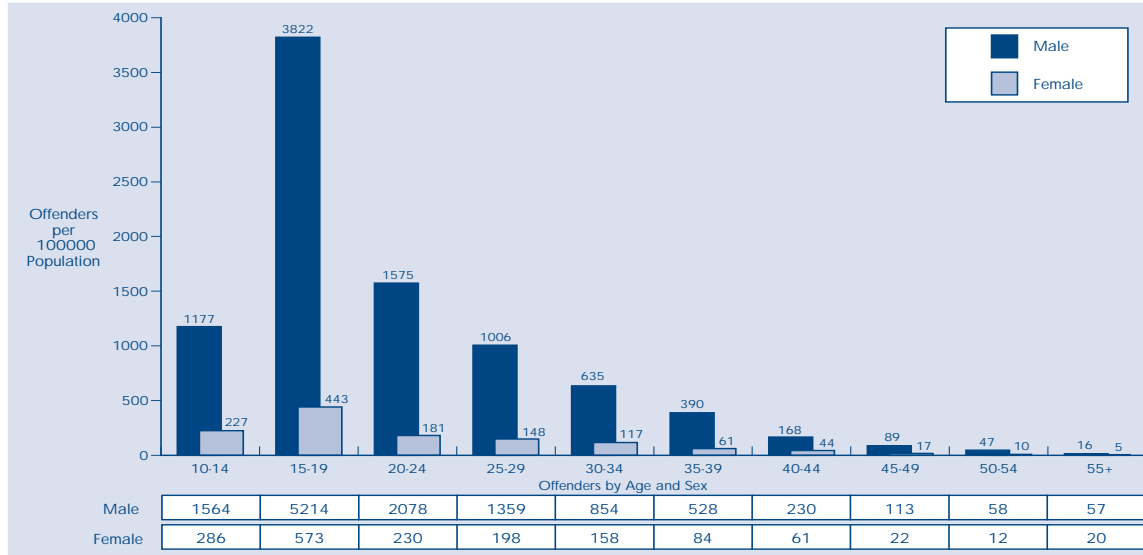
Approximately 64% of those proceeded against for Arson offences were male aged between ten and twenty-four years. While only 11% of offenders were female, the largest proportion of them were aged twenty

to twenty-four years. As with most property offences, very few offenders were recorded in older age groups (over forty-five years).

* Only those offenders whose age and sex were identified are included.

Offenders

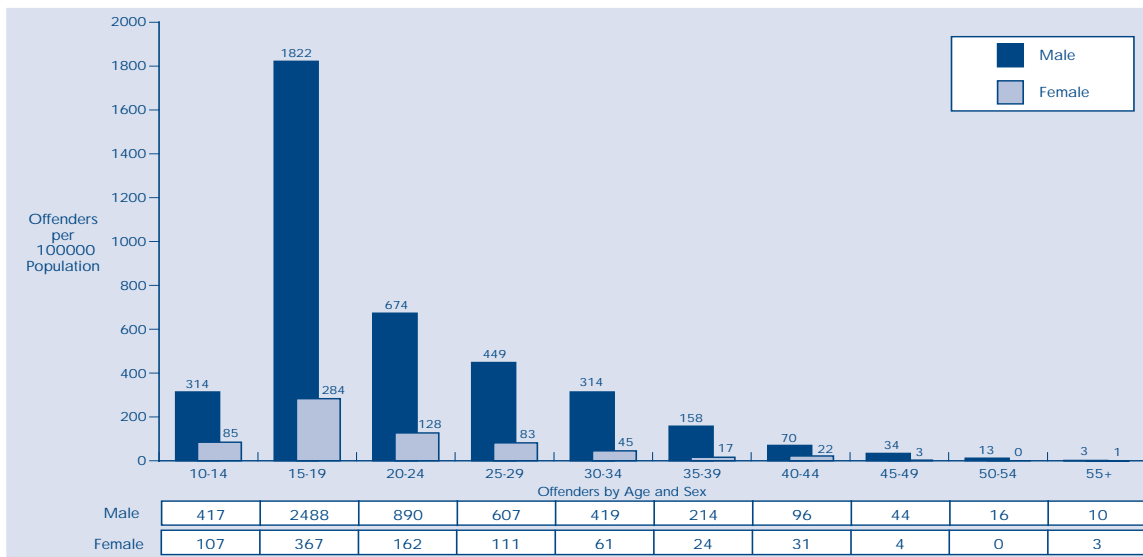
Other Property Damage - 2001/2002*



As with most Property offences, the largest proportion of Other Property Damage offenders were male aged between fifteen and nineteen years. At every age, males were more likely to offend than females. In

addition, as with most property offences, there were very few offenders in the older age groups. In fact, 84% of offenders were aged under thirty years.

Unlawful Use of Motor Vehicle - 2001/2002*



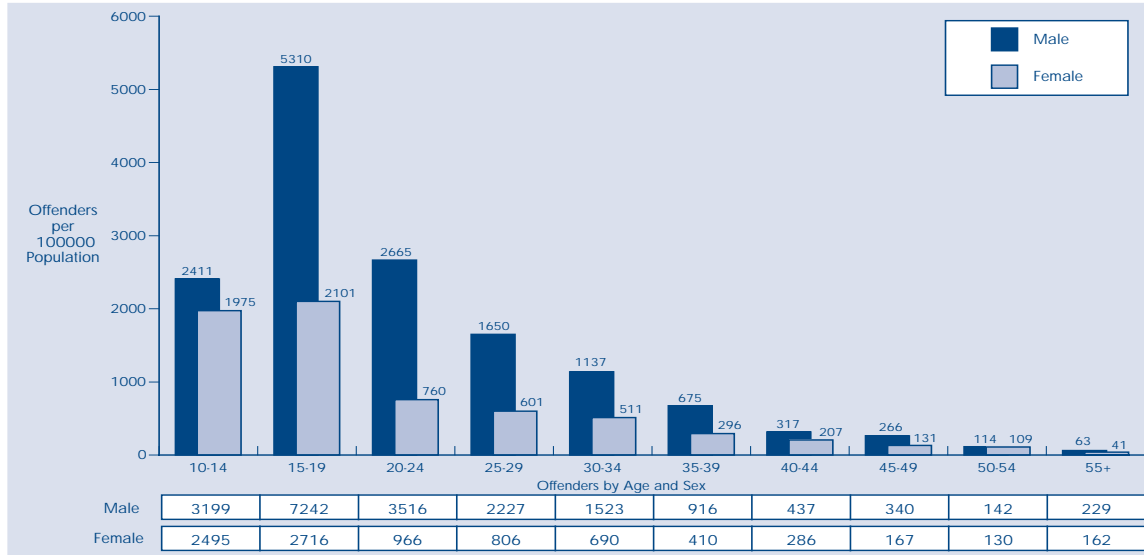
Approximately 47% of Motor Vehicle Theft offenders were aged fifteen to nineteen years. While only 14% of offenders were female, almost half of them were aged

fifteen to nineteen years. There were very few offenders in the older age groups (40 years and over) proceeded against for Motor Vehicle Theft.

* Only those offenders whose age and sex were identified are included.

Offenders

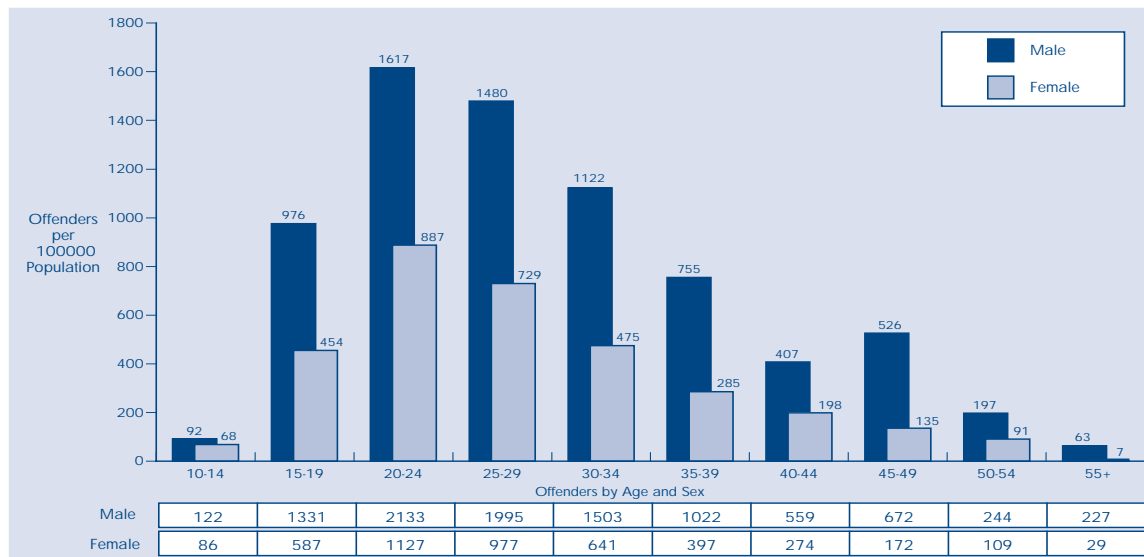
Other Theft (excluding Unlawful Entry) - 2001/2002*



The Other Theft offence category is one of a small number of property offences committed by a substantial proportion of females. In 2001/02, 31% of offenders

were female. Approximately 70% of offenders were in the younger age groups (under twenty-five years).

Fraud - 2001/2002*



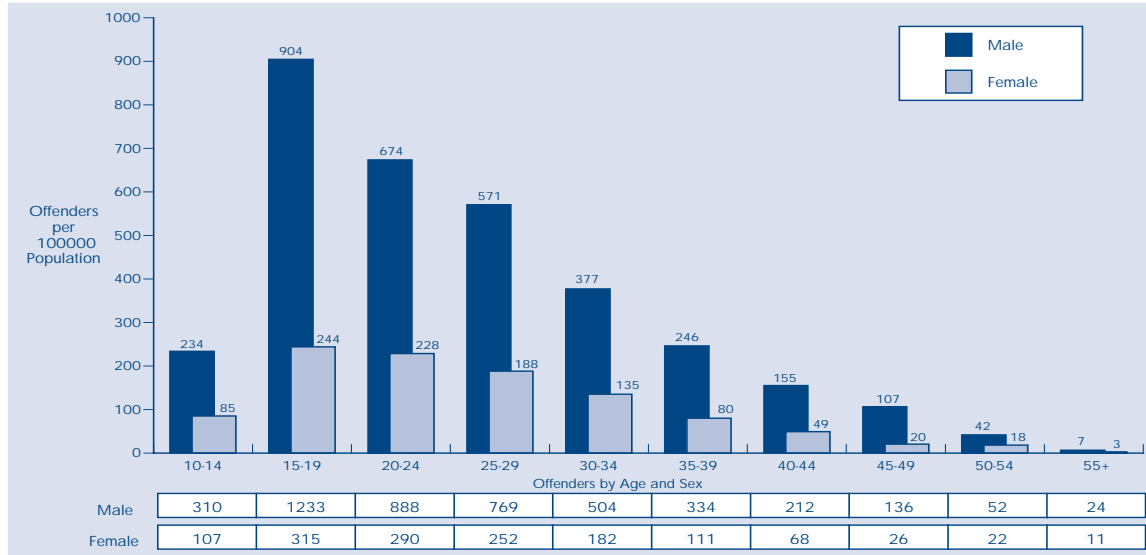
Fraud is another of the property offences for which a relatively high proportion of offenders are female. In 2001/02, 31% of those proceeded against for Fraud

were female. Those aged in the twenty to twenty-nine year age group were most likely to be actioned against for both males and females.

* Only those offenders whose age and sex were identified are included.

Offenders

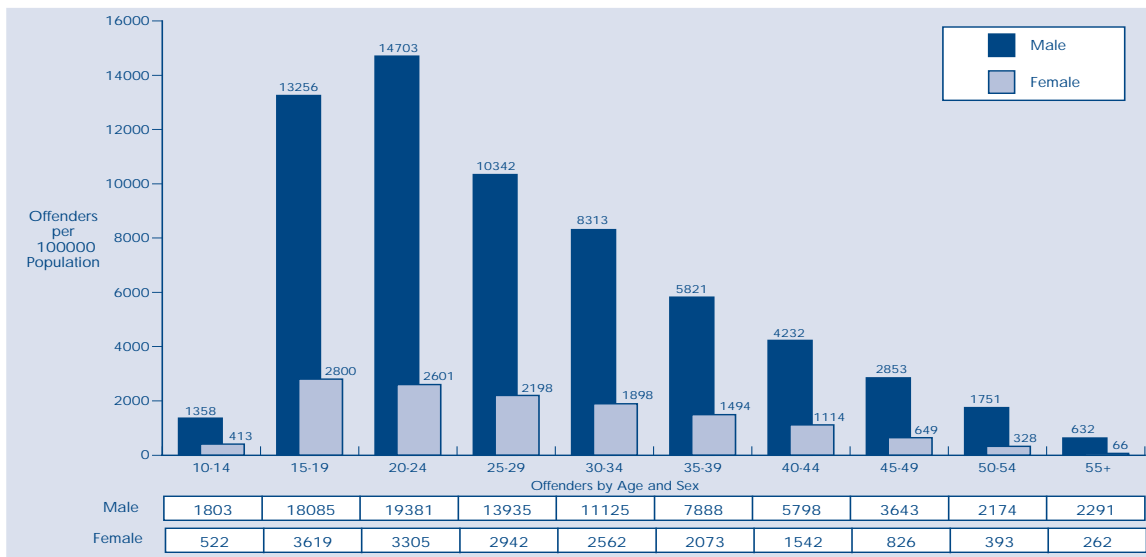
Handling Stolen Goods - 2001/2002*



In all age groups, males were more likely than females to be proceeded against for Handling Stolen Goods offences. Males and females in the fifteen to nineteen age group were more likely to offend compared with

those in other age groups. As with most offence types, the risk of offending decreased significantly with increasing age as is evidenced by the graph above.

Other Offences - 2001/2002*



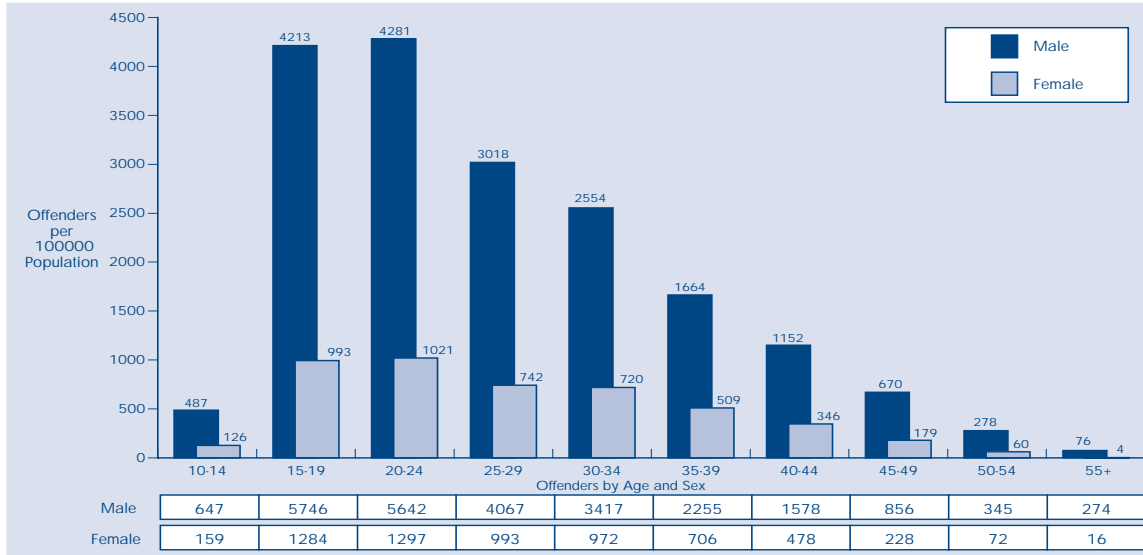
The larger majority (83%) of those actioned against for Other Offences were male with males in the fifteen to nineteen and twenty-four to twenty-nine age groups

comprising 37% of offenders proceeded against in 2001/02. Approximately 61% of offenders were aged under 30 years.

* Only those offenders whose age and sex were identified are included.

Offenders

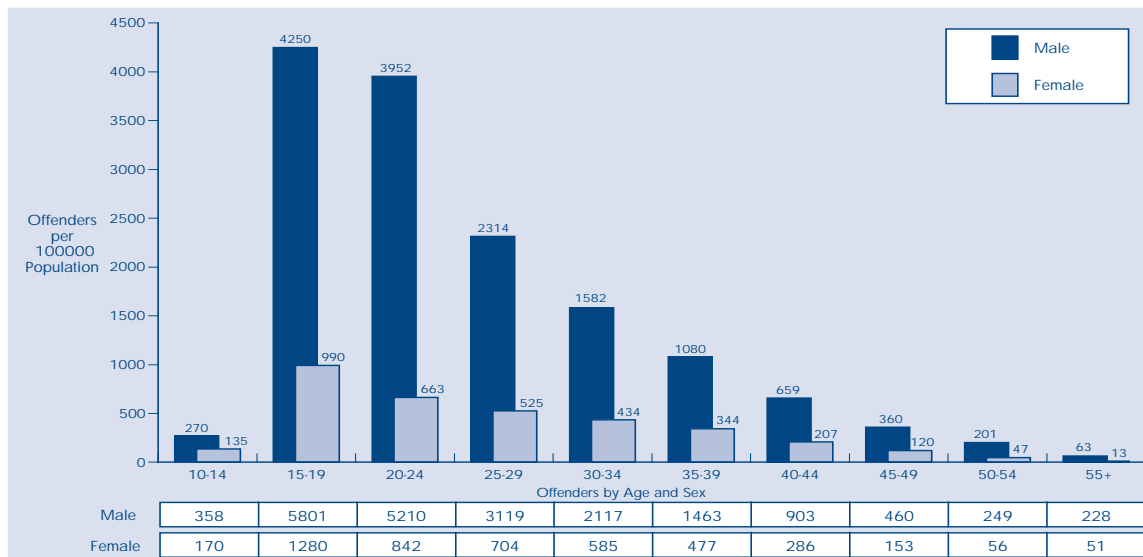
Drug Offences - 2001/2002*



Approximately 80% of those proceeded against for Drug Offences were male, with the majority aged between fifteen and twenty-four years inclusive. Females in the fifteen to twenty-four year age bracket were also more

likely to offend compared with those in other age groups. Unlike other offence categories, a sizeable proportion (12%) of offenders were aged over forty years.

Good Order Offences - 2001/2002*



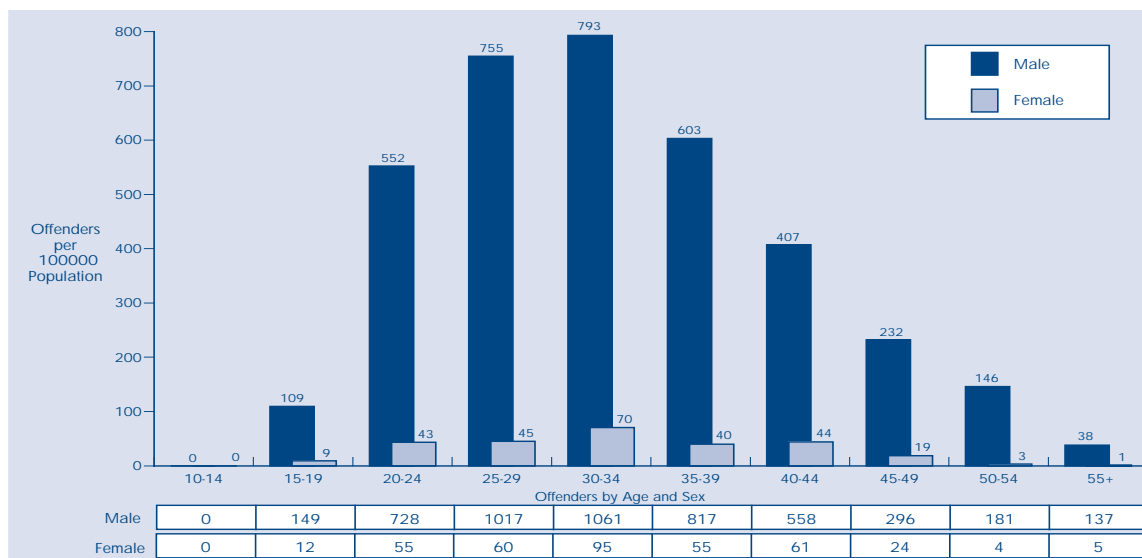
Patterns of offending for Good Order Offences are typical of those displayed in most offence categories. The largest majority of offenders were male (82%) with

those in the fifteen to nineteen age group most likely to offend. As age increases, the likelihood of offending decreases.

* Only those offenders whose age and sex were identified are included.

Offenders

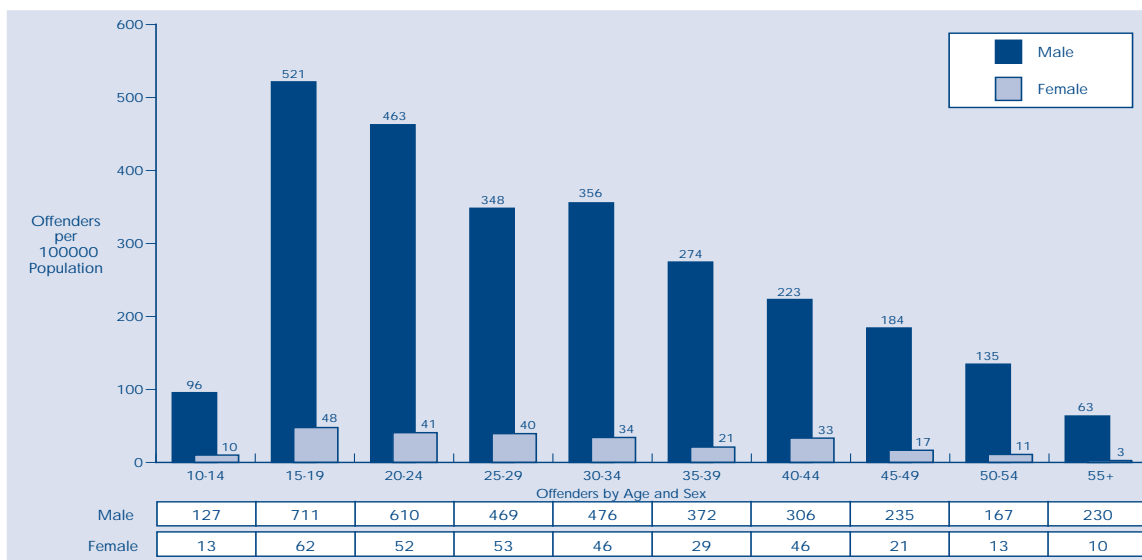
Breach Domestic Violence Protection Order - 2001/2002*



Approximately 93% of those proceeded against for Breach of Domestic Violence Protection Orders were male and most were aged between twenty-five and

thirty-four years. Unlike other offence categories, a significant proportion of offenders (24%) were in the older age groups (forty years and over).

Weapons Act Offences - 2001/2002*



Approximately 91% of those actioned against for Weapons Act Offences were male and most were aged fifteen to nineteen years, although a significant proportion were aged over forty years. For females,

those in the fifteen to nineteen year age group were also most likely to offend. As is evidenced in the graph above, for both males and females, the risk of offending decreased significantly as age increased.

* Only those offenders whose age and sex were identified are included.