

Offender/Victim Relationships

This section provides details of the types of relationships between offenders and victims for all Offences Against the Person where an offender has been proceeded against.

The statistics in this section are counts of offenders, rather than victims or relationships. Therefore, if an offender commits an offence against more than one victim in a single incident, only the offender's relationship with the primary victim is recorded.

The relationship classifications used are derived from those used by the Australian Bureau of Statistics in *Recorded Crime Australia* (Catalogue No. 4510.0).

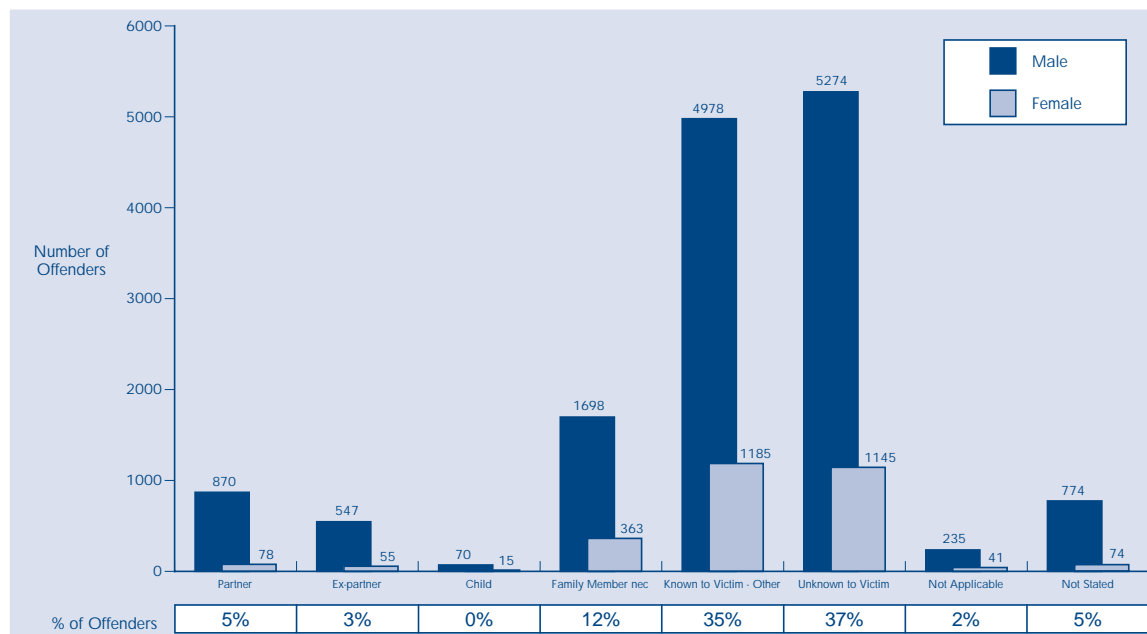
As illustrated in the graph below, the offender was known to the victim in a little more than half of the

cases where the relationship was identified, including twenty per cent where the offender and victim were related. The remaining 'Known to Victim' classification includes friends, colleagues, and both professional and other acquaintances.

The 'Not Applicable' category includes those offences where the victim is an organisation or the offence is victimless (that is, the offence is a "Regina" offence).

The recording of the relationship between the offender and victim became mandatory in the latter part of the 1997/98 financial year. Thus, caution should be exercised when comparing data presented in this section with previous years.

Offences Against the Person* - 2001/2002



* Only those offenders whose age and sex were identified are included.

Offender/Victim Relationships

Offenders By Sex & Relationship to Victim* - 2001/2002

| Offence | Partner | | Ex-Partner | | Child | | Other Family Member <i>n.e.c.</i> | |
|--|------------|-----------|------------|----------|-----------|----------|-----------------------------------|-----------|
| | Male | Female | Male | Female | Male | Female | Male | Female |
| Far Northern Region | | | | | | | | |
| Homicide (Murder)* | 3 | 0 | 0 | 0 | 0 | 0 | 0 | 1 |
| Other Homicide* | 1 | 1 | 0 | 0 | 0 | 0 | 2 | 0 |
| Attempted Murder | 1 | 0 | 0 | 0 | 0 | 0 | 1 | 0 |
| Conspiracy to Murder | 0 | 0 | 0 | 0 | 0 | 0 | 0 | 0 |
| Manslaughter (excl. by Driving) | 0 | 1 | 0 | 0 | 0 | 0 | 1 | 0 |
| Driving Causing Death | 0 | 0 | 0 | 0 | 0 | 0 | 0 | 0 |
| Assault | 301 | 30 | 90 | 6 | 16 | 0 | 194 | 65 |
| Serious Assault | 218 | 25 | 54 | 4 | 8 | 0 | 137 | 40 |
| Other Assault | 83 | 5 | 36 | 2 | 8 | 0 | 57 | 25 |
| Sexual Offences | 1 | 0 | 1 | 0 | 0 | 0 | 136 | 6 |
| Rape & Attempted Rape | 1 | 0 | 1 | 0 | 0 | 0 | 34 | 0 |
| Other Sexual Offences | 0 | 0 | 0 | 0 | 0 | 0 | 102 | 6 |
| Robbery | 1 | 0 | 1 | 0 | 0 | 0 | 1 | 0 |
| Armed Robbery | 0 | 0 | 0 | 0 | 0 | 0 | 1 | 0 |
| Unarmed Robbery | 1 | 0 | 1 | 0 | 0 | 0 | 0 | 0 |
| Extortion | 0 | 0 | 0 | 0 | 0 | 0 | 0 | 0 |
| Kidnapping & Abduction | 2 | 0 | 3 | 0 | 0 | 0 | 3 | 0 |
| Other Offences Against the Person | 2 | 0 | 4 | 0 | 0 | 0 | 20 | 24 |
| Offences Against the Person | 311 | 31 | 99 | 6 | 16 | 0 | 356 | 96 |
| Northern Region | | | | | | | | |
| Homicide (Murder)* | 3 | 1 | 0 | 0 | 0 | 0 | 0 | 1 |
| Other Homicide* | 2 | 0 | 1 | 0 | 0 | 0 | 0 | 0 |
| Attempted Murder | 2 | 0 | 1 | 0 | 0 | 0 | 0 | 0 |
| Conspiracy to Murder | 0 | 0 | 0 | 0 | 0 | 0 | 0 | 0 |
| Manslaughter (excl. by Driving) | 0 | 0 | 0 | 0 | 0 | 0 | 0 | 0 |
| Driving Causing Death | 0 | 0 | 0 | 0 | 0 | 0 | 0 | 0 |
| Assault | 161 | 14 | 51 | 3 | 7 | 1 | 97 | 33 |
| Serious Assault | 126 | 12 | 43 | 3 | 5 | 0 | 72 | 29 |
| Other Assault | 35 | 2 | 8 | 0 | 2 | 1 | 25 | 4 |
| Sexual Offences | 4 | 0 | 7 | 0 | 0 | 0 | 60 | 1 |
| Rape & Attempted Rape | 2 | 0 | 3 | 0 | 0 | 0 | 18 | 0 |
| Other Sexual Offences | 2 | 0 | 4 | 0 | 0 | 0 | 42 | 1 |
| Robbery | 0 | 0 | 1 | 0 | 0 | 0 | 0 | 0 |
| Armed Robbery | 0 | 0 | 0 | 0 | 0 | 0 | 0 | 0 |
| Unarmed Robbery | 0 | 0 | 1 | 0 | 0 | 0 | 0 | 0 |
| Extortion | 0 | 0 | 0 | 0 | 0 | 0 | 0 | 0 |
| Kidnapping & Abduction | 3 | 0 | 1 | 0 | 0 | 0 | 1 | 0 |
| Other Offences Against the Person | 2 | 0 | 5 | 3 | 0 | 1 | 11 | 11 |
| Offences Against the Person | 175 | 15 | 66 | 6 | 7 | 2 | 169 | 46 |
| Central Region | | | | | | | | |
| Homicide (Murder)* | 2 | 0 | 0 | 0 | 0 | 0 | 0 | 0 |
| Other Homicide* | 5 | 0 | 2 | 0 | 0 | 0 | 6 | 0 |
| Attempted Murder | 5 | 0 | 2 | 0 | 0 | 0 | 5 | 0 |
| Conspiracy to Murder | 0 | 0 | 0 | 0 | 0 | 0 | 0 | 0 |
| Manslaughter (excl. by Driving) | 0 | 0 | 0 | 0 | 0 | 0 | 1 | 0 |
| Driving Causing Death | 0 | 0 | 0 | 0 | 0 | 0 | 0 | 0 |
| Assault | 48 | 8 | 36 | 6 | 7 | 3 | 52 | 19 |
| Serious Assault | 40 | 7 | 26 | 4 | 6 | 2 | 32 | 13 |
| Other Assault | 8 | 1 | 10 | 2 | 1 | 1 | 20 | 6 |
| Sexual Offences | 2 | 0 | 1 | 0 | 0 | 0 | 108 | 8 |
| Rape & Attempted Rape | 2 | 0 | 1 | 0 | 0 | 0 | 22 | 1 |
| Other Sexual Offences | 0 | 0 | 0 | 0 | 0 | 0 | 86 | 7 |
| Robbery | 0 | 0 | 1 | 0 | 0 | 0 | 0 | 0 |
| Armed Robbery | 0 | 0 | 0 | 0 | 0 | 0 | 0 | 0 |
| Unarmed Robbery | 0 | 0 | 1 | 0 | 0 | 0 | 0 | 0 |
| Extortion | 0 | 0 | 0 | 0 | 0 | 0 | 0 | 0 |
| Kidnapping & Abduction | 1 | 0 | 2 | 0 | 0 | 0 | 1 | 2 |
| Other Offences Against the Person | 1 | 0 | 21 | 1 | 0 | 0 | 9 | 4 |
| Offences Against the Person | 59 | 8 | 63 | 7 | 7 | 3 | 176 | 33 |

* Only those offenders whose age and sex were identified are included.

+ Figures are presented separately for Homicide (Murder) and a new category, Other Homicide is used for the first time in this publication.

Offender/Victim Relationships

Offenders By Sex & Relationship to Victim* - 2001/2002

| Offence | Known to Victim - Other | | Unknown to Victim | | Not Applicable | | Not Stated | |
|------------------------------------|-------------------------|------------|-------------------|------------|----------------|----------|------------|-----------|
| | Male | Female | Male | Female | Male | Female | Male | Female |
| Far Northern Region | | | | | | | | |
| Homicide (Murder)* | 1 | 1 | 3 | 0 | 0 | 0 | 0 | 0 |
| Other Homicide* | 10 | 1 | 1 | 1 | 0 | 0 | 0 | 0 |
| Attempted Murder | 6 | 1 | 1 | 0 | 0 | 0 | 0 | 0 |
| Conspiracy to Murder | 0 | 0 | 0 | 0 | 0 | 0 | 0 | 0 |
| Manslaughter (excl. by Driving) | 2 | 0 | 0 | 0 | 0 | 0 | 0 | 0 |
| Driving Causing Death | 2 | 0 | 0 | 1 | 0 | 0 | 0 | 0 |
| Assault | 517 | 178 | 463 | 142 | 0 | 0 | 2 | 0 |
| Serious Assault | 314 | 98 | 225 | 51 | 0 | 0 | 0 | 0 |
| Other Assault | 203 | 80 | 238 | 91 | 0 | 0 | 2 | 0 |
| Sexual Offences | 148 | 6 | 49 | 0 | 0 | 0 | 28 | 1 |
| Rape & Attempted Rape | 43 | 0 | 15 | 0 | 0 | 0 | 0 | 0 |
| Other Sexual Offences | 105 | 6 | 34 | 0 | 0 | 0 | 28 | 1 |
| Robbery | 9 | 4 | 26 | 3 | 9 | 1 | 0 | 0 |
| Armed Robbery | 7 | 3 | 14 | 0 | 6 | 1 | 0 | 0 |
| Unarmed Robbery | 2 | 1 | 12 | 3 | 3 | 0 | 0 | 0 |
| Extortion | 0 | 0 | 1 | 0 | 2 | 0 | 0 | 0 |
| Kidnapping & Abduction | 18 | 1 | 2 | 0 | 0 | 0 | 0 | 0 |
| Other Offences Against the Person | 30 | 2 | 11 | 3 | 2 | 0 | 52 | 11 |
| Offences Against the Person | 733 | 193 | 556 | 149 | 13 | 1 | 82 | 12 |
| Northern Region | | | | | | | | |
| Homicide (Murder)* | 3 | 0 | 0 | 0 | 0 | 0 | 0 | 0 |
| Other Homicide* | 7 | 1 | 8 | 0 | 0 | 0 | 0 | 0 |
| Attempted Murder | 5 | 0 | 5 | 0 | 0 | 0 | 0 | 0 |
| Conspiracy to Murder | 0 | 0 | 0 | 0 | 0 | 0 | 0 | 0 |
| Manslaughter (excl. by Driving) | 0 | 1 | 1 | 0 | 0 | 0 | 0 | 0 |
| Driving Causing Death | 2 | 0 | 2 | 0 | 0 | 0 | 0 | 0 |
| Assault | 368 | 125 | 370 | 98 | 1 | 0 | 0 | 0 |
| Serious Assault | 234 | 71 | 165 | 41 | 1 | 0 | 0 | 0 |
| Other Assault | 134 | 54 | 205 | 57 | 0 | 0 | 0 | 0 |
| Sexual Offences | 149 | 2 | 21 | 0 | 0 | 0 | 15 | 2 |
| Rape & Attempted Rape | 24 | 0 | 5 | 0 | 0 | 0 | 0 | 0 |
| Other Sexual Offences | 125 | 2 | 16 | 0 | 0 | 0 | 15 | 2 |
| Robbery | 2 | 0 | 24 | 5 | 8 | 2 | 0 | 0 |
| Armed Robbery | 0 | 0 | 14 | 1 | 7 | 2 | 0 | 0 |
| Unarmed Robbery | 2 | 0 | 10 | 4 | 1 | 0 | 0 | 0 |
| Extortion | 0 | 0 | 1 | 0 | 0 | 0 | 0 | 0 |
| Kidnapping & Abduction | 12 | 0 | 6 | 2 | 0 | 0 | 0 | 0 |
| Other Offences Against the Person | 36 | 10 | 22 | 0 | 2 | 0 | 54 | 6 |
| Offences Against the Person | 577 | 138 | 452 | 105 | 11 | 2 | 69 | 8 |
| Central Region | | | | | | | | |
| Homicide (Murder)* | 5 | 0 | 1 | 0 | 0 | 0 | 0 | 0 |
| Other Homicide* | 6 | 0 | 6 | 1 | 0 | 0 | 0 | 0 |
| Attempted Murder | 3 | 0 | 2 | 0 | 0 | 0 | 0 | 0 |
| Conspiracy to Murder | 0 | 0 | 0 | 0 | 0 | 0 | 0 | 0 |
| Manslaughter (excl. by Driving) | 0 | 0 | 2 | 0 | 0 | 0 | 0 | 0 |
| Driving Causing Death | 3 | 0 | 2 | 1 | 0 | 0 | 0 | 0 |
| Assault | 352 | 135 | 402 | 86 | 0 | 0 | 1 | 0 |
| Serious Assault | 237 | 75 | 219 | 33 | 0 | 0 | 0 | 0 |
| Other Assault | 115 | 60 | 183 | 53 | 0 | 0 | 1 | 0 |
| Sexual Offences | 126 | 1 | 26 | 1 | 0 | 0 | 24 | 0 |
| Rape & Attempted Rape | 24 | 0 | 5 | 1 | 0 | 0 | 0 | 0 |
| Other Sexual Offences | 102 | 1 | 21 | 0 | 0 | 0 | 24 | 0 |
| Robbery | 14 | 0 | 39 | 1 | 9 | 1 | 0 | 0 |
| Armed Robbery | 8 | 0 | 14 | 1 | 4 | 0 | 0 | 0 |
| Unarmed Robbery | 6 | 0 | 25 | 0 | 5 | 1 | 0 | 0 |
| Extortion | 1 | 0 | 1 | 1 | 0 | 0 | 0 | 0 |
| Kidnapping & Abduction | 6 | 1 | 6 | 0 | 0 | 0 | 0 | 0 |
| Other Offences Against the Person | 51 | 8 | 28 | 0 | 0 | 0 | 47 | 6 |
| Offences Against the Person | 561 | 145 | 509 | 90 | 9 | 1 | 72 | 6 |

* Only those offenders whose age and sex were identified are included.

+ Figures are presented separately for Homicide (Murder) and a new category, Other Homicide is used for the first time in this publication.

Offender/Victim Relationships

Offenders By Sex & Relationship to Victim* - 2001/2002

| Offence | Partner | | Ex-Partner | | Child | | Other Family Member <i>n.e.c.</i> | |
|--|------------|----------|------------|-----------|-----------|----------|-----------------------------------|-----------|
| | Male | Female | Male | Female | Male | Female | Male | Female |
| North Coast Region | | | | | | | | |
| Homicide (Murder)* | 1 | 0 | 0 | 0 | 0 | 0 | 2 | 0 |
| Other Homicide* | 1 | 1 | 2 | 1 | 0 | 0 | 5 | 1 |
| Attempted Murder | 0 | 1 | 1 | 1 | 0 | 0 | 2 | 0 |
| Conspiracy to Murder | 1 | 0 | 1 | 0 | 0 | 0 | 0 | 0 |
| Manslaughter (excl. by Driving) | 0 | 0 | 0 | 0 | 0 | 0 | 1 | 1 |
| Driving Causing Death | 0 | 0 | 0 | 0 | 0 | 0 | 2 | 0 |
| Assault | 98 | 4 | 66 | 6 | 12 | 3 | 125 | 41 |
| Serious Assault | 75 | 4 | 51 | 4 | 8 | 1 | 82 | 31 |
| Other Assault | 23 | 0 | 15 | 2 | 4 | 2 | 43 | 10 |
| Sexual Offences | 6 | 0 | 2 | 0 | 2 | 0 | 213 | 2 |
| Rape & Attempted Rape | 3 | 0 | 2 | 0 | 1 | 0 | 61 | 0 |
| Other Sexual Offences | 3 | 0 | 0 | 0 | 1 | 0 | 152 | 2 |
| Robbery | 0 | 0 | 1 | 0 | 0 | 0 | 0 | 0 |
| Armed Robbery | 0 | 0 | 0 | 0 | 0 | 0 | 0 | 0 |
| Unarmed Robbery | 0 | 0 | 1 | 0 | 0 | 0 | 0 | 0 |
| Extortion | 0 | 0 | 0 | 0 | 0 | 0 | 0 | 0 |
| Kidnapping & Abduction | 8 | 0 | 3 | 0 | 0 | 0 | 6 | 2 |
| Other Offences Against the Person | 4 | 0 | 12 | 7 | 0 | 0 | 21 | 10 |
| Offences Against the Person | 118 | 5 | 86 | 14 | 14 | 3 | 372 | 56 |
| Southern Region | | | | | | | | |
| Homicide (Murder)* | 0 | 0 | 0 | 0 | 0 | 0 | 2 | 1 |
| Other Homicide* | 1 | 0 | 0 | 0 | 0 | 0 | 4 | 0 |
| Attempted Murder | 0 | 0 | 0 | 0 | 0 | 0 | 1 | 0 |
| Conspiracy to Murder | 0 | 0 | 0 | 0 | 0 | 0 | 0 | 0 |
| Manslaughter (excl. by Driving) | 0 | 0 | 0 | 0 | 0 | 0 | 1 | 0 |
| Driving Causing Death | 1 | 0 | 0 | 0 | 0 | 0 | 2 | 0 |
| Assault | 50 | 5 | 42 | 6 | 6 | 0 | 70 | 28 |
| Serious Assault | 40 | 4 | 33 | 4 | 5 | 0 | 51 | 21 |
| Other Assault | 10 | 1 | 9 | 2 | 1 | 0 | 19 | 7 |
| Sexual Offences | 6 | 0 | 2 | 0 | 0 | 0 | 87 | 5 |
| Rape & Attempted Rape | 2 | 0 | 2 | 0 | 0 | 0 | 12 | 0 |
| Other Sexual Offences | 4 | 0 | 0 | 0 | 0 | 0 | 75 | 5 |
| Robbery | 0 | 0 | 0 | 0 | 0 | 0 | 0 | 0 |
| Armed Robbery | 0 | 0 | 0 | 0 | 0 | 0 | 0 | 0 |
| Unarmed Robbery | 0 | 0 | 0 | 0 | 0 | 0 | 0 | 0 |
| Extortion | 0 | 0 | 0 | 0 | 0 | 0 | 1 | 0 |
| Kidnapping & Abduction | 3 | 0 | 4 | 0 | 0 | 0 | 1 | 0 |
| Other Offences Against the Person | 3 | 0 | 9 | 0 | 0 | 0 | 12 | 12 |
| Offences Against the Person | 63 | 5 | 57 | 6 | 6 | 0 | 177 | 46 |
| South Eastern Region | | | | | | | | |
| Homicide (Murder)* | 0 | 2 | 0 | 0 | 0 | 1 | 3 | 2 |
| Other Homicide* | 3 | 0 | 0 | 0 | 0 | 1 | 1 | 1 |
| Attempted Murder | 3 | 0 | 0 | 0 | 0 | 1 | 1 | 0 |
| Conspiracy to Murder | 0 | 0 | 0 | 0 | 0 | 0 | 0 | 0 |
| Manslaughter (excl. by Driving) | 0 | 0 | 0 | 0 | 0 | 0 | 0 | 1 |
| Driving Causing Death | 0 | 0 | 0 | 0 | 0 | 0 | 0 | 0 |
| Assault | 66 | 7 | 42 | 2 | 5 | 4 | 81 | 15 |
| Serious Assault | 56 | 6 | 31 | 2 | 5 | 2 | 59 | 13 |
| Other Assault | 10 | 1 | 11 | 0 | 0 | 2 | 22 | 2 |
| Sexual Offences | 1 | 0 | 8 | 0 | 0 | 0 | 91 | 3 |
| Rape & Attempted Rape | 0 | 0 | 7 | 0 | 0 | 0 | 21 | 0 |
| Other Sexual Offences | 1 | 0 | 1 | 0 | 0 | 0 | 70 | 3 |
| Robbery | 1 | 0 | 2 | 1 | 1 | 0 | 0 | 0 |
| Armed Robbery | 0 | 0 | 1 | 1 | 0 | 0 | 0 | 0 |
| Unarmed Robbery | 1 | 0 | 1 | 0 | 1 | 0 | 0 | 0 |
| Extortion | 0 | 0 | 0 | 0 | 0 | 0 | 0 | 0 |
| Kidnapping & Abduction | 3 | 0 | 1 | 0 | 0 | 0 | 3 | 1 |
| Other Offences Against the Person | 2 | 0 | 18 | 2 | 2 | 0 | 6 | 2 |
| Offences Against the Person | 76 | 9 | 71 | 5 | 8 | 6 | 185 | 24 |

* Only those offenders whose age and sex were identified are included.

+ Figures are presented separately for Homicide (Murder) and a new category, Other Homicide is used for the first time in this publication.

Offender/Victim Relationships

Offenders By Sex & Relationship to Victim* - 2001/2002

| Offence | Known to Victim - Other | | Unknown to Victim | | Not Applicable | | Not Stated | |
|------------------------------------|-------------------------|------------|-------------------|------------|----------------|----------|------------|-----------|
| | Male | Female | Male | Female | Male | Female | Male | Female |
| North Coast Region | | | | | | | | |
| Homicide (Murder)* | 2 | 0 | 5 | 0 | 0 | 0 | 0 | 0 |
| Other Homicide* | 19 | 1 | 6 | 1 | 0 | 0 | 1 | 0 |
| Attempted Murder | 11 | 0 | 1 | 0 | 0 | 0 | 1 | 0 |
| Conspiracy to Murder | 2 | 0 | 0 | 0 | 0 | 0 | 0 | 0 |
| Manslaughter (excl. by Driving) | 3 | 0 | 2 | 0 | 0 | 0 | 0 | 0 |
| Driving Causing Death | 3 | 1 | 3 | 1 | 0 | 0 | 0 | 0 |
| Assault | 548 | 207 | 555 | 171 | 0 | 0 | 4 | 0 |
| Serious Assault | 392 | 117 | 292 | 69 | 0 | 0 | 3 | 0 |
| Other Assault | 156 | 90 | 263 | 102 | 0 | 0 | 1 | 0 |
| Sexual Offences | 214 | 3 | 43 | 0 | 0 | 0 | 45 | 0 |
| Rape & Attempted Rape | 26 | 0 | 5 | 0 | 0 | 0 | 0 | 0 |
| Other Sexual Offences | 188 | 3 | 38 | 0 | 0 | 0 | 45 | 0 |
| Robbery | 25 | 3 | 56 | 7 | 25 | 6 | 1 | 0 |
| Armed Robbery | 5 | 1 | 30 | 3 | 17 | 6 | 0 | 0 |
| Unarmed Robbery | 20 | 2 | 26 | 4 | 8 | 0 | 1 | 0 |
| Extortion | 0 | 1 | 0 | 0 | 0 | 0 | 0 | 1 |
| Kidnapping & Abduction | 10 | 2 | 6 | 1 | 0 | 0 | 0 | 0 |
| Other Offences Against the Person | 55 | 16 | 41 | 1 | 1 | 0 | 87 | 12 |
| Offences Against the Person | 873 | 233 | 712 | 181 | 26 | 6 | 138 | 13 |
| Southern Region | | | | | | | | |
| Homicide (Murder)* | 1 | 0 | 2 | 1 | 0 | 0 | 1 | 0 |
| Other Homicide* | 6 | 0 | 11 | 1 | 0 | 0 | 1 | 0 |
| Attempted Murder | 4 | 0 | 6 | 1 | 0 | 0 | 0 | 0 |
| Conspiracy to Murder | 1 | 0 | 0 | 0 | 0 | 0 | 0 | 0 |
| Manslaughter (excl. by Driving) | 0 | 0 | 0 | 0 | 0 | 0 | 0 | 0 |
| Driving Causing Death | 1 | 0 | 5 | 0 | 0 | 0 | 1 | 0 |
| Assault | 413 | 142 | 422 | 97 | 1 | 0 | 1 | 2 |
| Serious Assault | 290 | 92 | 225 | 43 | 0 | 0 | 1 | 2 |
| Other Assault | 123 | 50 | 197 | 54 | 1 | 0 | 0 | 0 |
| Sexual Offences | 129 | 3 | 29 | 1 | 0 | 0 | 20 | 1 |
| Rape & Attempted Rape | 19 | 2 | 4 | 0 | 0 | 0 | 0 | 0 |
| Other Sexual Offences | 110 | 1 | 25 | 1 | 0 | 0 | 20 | 1 |
| Robbery | 13 | 8 | 79 | 15 | 25 | 6 | 2 | 1 |
| Armed Robbery | 7 | 3 | 37 | 10 | 24 | 2 | 1 | 1 |
| Unarmed Robbery | 6 | 5 | 42 | 5 | 1 | 4 | 1 | 0 |
| Extortion | 0 | 0 | 0 | 0 | 0 | 0 | 0 | 0 |
| Kidnapping & Abduction | 9 | 5 | 5 | 0 | 0 | 0 | 0 | 0 |
| Other Offences Against the Person | 29 | 6 | 25 | 4 | 0 | 0 | 57 | 7 |
| Offences Against the Person | 600 | 164 | 573 | 119 | 26 | 6 | 82 | 11 |
| South Eastern Region | | | | | | | | |
| Homicide (Murder)* | 2 | 0 | 4 | 0 | 0 | 0 | 0 | 0 |
| Other Homicide* | 7 | 2 | 8 | 0 | 0 | 0 | 1 | 1 |
| Attempted Murder | 4 | 1 | 5 | 0 | 0 | 0 | 1 | 0 |
| Conspiracy to Murder | 0 | 0 | 0 | 0 | 0 | 0 | 0 | 0 |
| Manslaughter (excl. by Driving) | 0 | 0 | 1 | 0 | 0 | 0 | 0 | 0 |
| Driving Causing Death | 3 | 1 | 2 | 0 | 0 | 0 | 0 | 1 |
| Assault | 352 | 90 | 555 | 148 | 0 | 0 | 2 | 0 |
| Serious Assault | 244 | 56 | 329 | 60 | 0 | 0 | 0 | 0 |
| Other Assault | 108 | 34 | 226 | 88 | 0 | 0 | 2 | 0 |
| Sexual Offences | 179 | 3 | 30 | 2 | 0 | 1 | 30 | 0 |
| Rape & Attempted Rape | 27 | 0 | 7 | 0 | 0 | 0 | 0 | 0 |
| Other Sexual Offences | 152 | 3 | 23 | 2 | 0 | 1 | 30 | 0 |
| Robbery | 18 | 5 | 100 | 9 | 48 | 3 | 1 | 1 |
| Armed Robbery | 7 | 0 | 54 | 6 | 46 | 2 | 0 | 1 |
| Unarmed Robbery | 11 | 5 | 46 | 3 | 2 | 1 | 1 | 0 |
| Extortion | 6 | 0 | 1 | 0 | 0 | 0 | 0 | 0 |
| Kidnapping & Abduction | 3 | 9 | 9 | 1 | 0 | 0 | 0 | 0 |
| Other Offences Against the Person | 39 | 17 | 59 | 3 | 0 | 0 | 93 | 7 |
| Offences Against the Person | 606 | 126 | 766 | 163 | 48 | 4 | 127 | 9 |

* Only those offenders whose age and sex were identified are included.

+ Figures are presented separately for Homicide (Murder) and a new category, Other Homicide is used for the first time in this publication.

Offender/Victim Relationships

Offenders By Sex & Relationship to Victim* - 2001/2002

| Offence | Partner | | Ex-Partner | | Child | | Other Family Member n.e.c. | |
|------------------------------------|------------|-----------|------------|-----------|-----------|-----------|----------------------------|------------|
| | Male | Female | Male | Female | Male | Female | Male | Female |
| Metropolitan North Region | | | | | | | | |
| Homicide (Murder) [†] | 2 | 0 | 0 | 0 | 1 | 0 | 1 | 0 |
| Other Homicide [†] | 1 | 1 | 4 | 0 | 0 | 0 | 0 | 0 |
| Attempted Murder | 0 | 0 | 3 | 0 | 0 | 0 | 0 | 0 |
| Conspiracy to Murder | 0 | 0 | 1 | 0 | 0 | 0 | 0 | 0 |
| Manslaughter (excl. by Driving) | 1 | 1 | 0 | 0 | 0 | 0 | 0 | 0 |
| Driving Causing Death | 0 | 0 | 0 | 0 | 0 | 0 | 0 | 0 |
| Assault | 24 | 3 | 21 | 1 | 3 | 0 | 39 | 18 |
| Serious Assault | 22 | 2 | 13 | 1 | 2 | 0 | 27 | 17 |
| Other Assault | 2 | 1 | 8 | 0 | 1 | 0 | 12 | 1 |
| Sexual Offences | 1 | 0 | 1 | 0 | 0 | 0 | 68 | 1 |
| Rape & Attempted Rape | 1 | 0 | 1 | 0 | 0 | 0 | 16 | 0 |
| Other Sexual Offences | 0 | 0 | 0 | 0 | 0 | 0 | 52 | 1 |
| Robbery | 0 | 0 | 2 | 2 | 1 | 0 | 0 | 0 |
| Armed Robbery | 0 | 0 | 1 | 2 | 1 | 0 | 0 | 0 |
| Unarmed Robbery | 0 | 0 | 1 | 0 | 0 | 0 | 0 | 0 |
| Extortion | 0 | 0 | 0 | 0 | 0 | 0 | 0 | 0 |
| Kidnapping & Abduction | 2 | 0 | 4 | 0 | 0 | 0 | 1 | 0 |
| Other Offences Against the Person | 1 | 0 | 9 | 3 | 1 | 0 | 6 | 4 |
| Offences Against the Person | 31 | 4 | 41 | 6 | 6 | 0 | 115 | 23 |
| Metropolitan South Region | | | | | | | | |
| Homicide (Murder) [†] | 0 | 0 | 0 | 0 | 0 | 0 | 1 | 0 |
| Other Homicide [†] | 2 | 0 | 2 | 0 | 0 | 0 | 1 | 0 |
| Attempted Murder | 1 | 0 | 2 | 0 | 0 | 0 | 1 | 0 |
| Conspiracy to Murder | 0 | 0 | 0 | 0 | 0 | 0 | 0 | 0 |
| Manslaughter (excl. by Driving) | 1 | 0 | 0 | 0 | 0 | 0 | 0 | 0 |
| Driving Causing Death | 0 | 0 | 0 | 0 | 0 | 0 | 0 | 0 |
| Assault | 26 | 1 | 33 | 5 | 5 | 1 | 54 | 24 |
| Serious Assault | 23 | 1 | 22 | 3 | 5 | 0 | 44 | 23 |
| Other Assault | 3 | 0 | 11 | 2 | 0 | 1 | 10 | 1 |
| Sexual Offences | 4 | 0 | 6 | 0 | 0 | 0 | 72 | 7 |
| Rape & Attempted Rape | 2 | 0 | 5 | 0 | 0 | 0 | 13 | 0 |
| Other Sexual Offences | 2 | 0 | 1 | 0 | 0 | 0 | 59 | 7 |
| Robbery | 2 | 0 | 0 | 0 | 0 | 0 | 2 | 0 |
| Armed Robbery | 1 | 0 | 0 | 0 | 0 | 0 | 0 | 0 |
| Unarmed Robbery | 1 | 0 | 0 | 0 | 0 | 0 | 2 | 0 |
| Extortion | 0 | 0 | 0 | 0 | 0 | 0 | 0 | 0 |
| Kidnapping & Abduction | 2 | 0 | 3 | 0 | 1 | 0 | 6 | 0 |
| Other Offences Against the Person | 1 | 0 | 20 | 0 | 0 | 0 | 12 | 8 |
| Offences Against the Person | 37 | 1 | 64 | 5 | 6 | 1 | 148 | 39 |
| Queensland | | | | | | | | |
| Homicide (Murder) [†] | 11 | 3 | 0 | 0 | 1 | 1 | 9 | 5 |
| Other Homicide [†] | 16 | 3 | 11 | 1 | 0 | 1 | 19 | 2 |
| Attempted Murder | 12 | 1 | 9 | 1 | 0 | 1 | 11 | 0 |
| Conspiracy to Murder | 1 | 0 | 2 | 0 | 0 | 0 | 0 | 0 |
| Manslaughter (excl. by Driving) | 2 | 2 | 0 | 0 | 0 | 0 | 4 | 2 |
| Driving Causing Death | 1 | 0 | 0 | 0 | 0 | 0 | 4 | 0 |
| Assault | 774 | 72 | 381 | 35 | 61 | 12 | 712 | 243 |
| Serious Assault | 600 | 61 | 273 | 25 | 44 | 5 | 504 | 187 |
| Other Assault | 174 | 11 | 108 | 10 | 17 | 7 | 208 | 56 |
| Sexual Offences | 25 | 0 | 28 | 0 | 2 | 0 | 835 | 33 |
| Rape & Attempted Rape | 13 | 0 | 22 | 0 | 1 | 0 | 197 | 1 |
| Other Sexual Offences | 12 | 0 | 6 | 0 | 1 | 0 | 638 | 32 |
| Robbery | 4 | 0 | 8 | 3 | 2 | 0 | 3 | 0 |
| Armed Robbery | 1 | 0 | 2 | 3 | 1 | 0 | 1 | 0 |
| Unarmed Robbery | 3 | 0 | 6 | 0 | 1 | 0 | 2 | 0 |
| Extortion | 0 | 0 | 0 | 0 | 0 | 0 | 1 | 0 |
| Kidnapping & Abduction | 24 | 0 | 21 | 0 | 1 | 0 | 22 | 5 |
| Other Offences Against the Person | 16 | 0 | 98 | 16 | 3 | 1 | 97 | 75 |
| Offences Against the Person | 870 | 78 | 547 | 55 | 70 | 15 | 1698 | 363 |

* Only those offenders whose age and sex were identified are included.

† Figures are presented separately for Homicide (Murder) and a new category, Other Homicide is used for the first time in this publication.

Offender/Victim Relationships

Offenders By Sex & Relationship to Victim* - 2001/2002

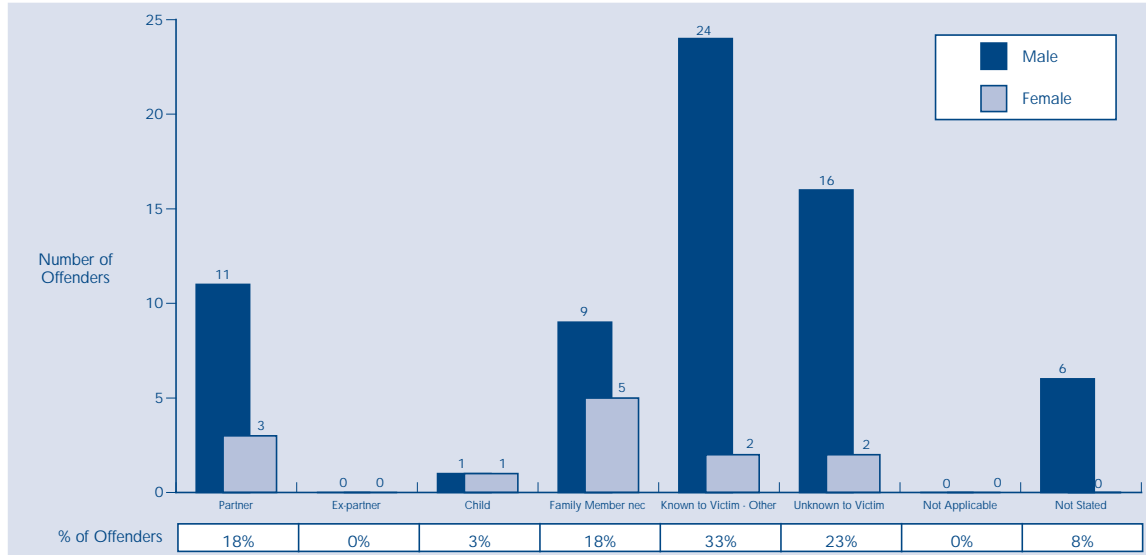
| Offence | Known to Victim - Other | | Unknown to Victim | | Not Applicable | | Not Stated | |
|------------------------------------|-------------------------|-------------|-------------------|-------------|----------------|-----------|------------|-----------|
| | Male | Female | Male | Female | Male | Female | Male | Female |
| Metropolitan North Region | | | | | | | | |
| Homicide (Murder)* | 3 | 0 | 0 | 0 | 0 | 0 | 1 | 0 |
| Other Homicide* | 10 | 3 | 10 | 1 | 0 | 0 | 0 | 0 |
| Attempted Murder | 8 | 3 | 8 | 0 | 0 | 0 | 0 | 0 |
| Conspiracy to Murder | 0 | 0 | 0 | 0 | 0 | 0 | 0 | 0 |
| Manslaughter (excl. by Driving) | 0 | 0 | 0 | 0 | 0 | 0 | 0 | 0 |
| Driving Causing Death | 2 | 0 | 2 | 1 | 0 | 0 | 0 | 0 |
| Assault | 260 | 63 | 802 | 190 | 0 | 0 | 4 | 0 |
| Serious Assault | 190 | 33 | 435 | 64 | 0 | 0 | 1 | 0 |
| Other Assault | 70 | 30 | 367 | 126 | 0 | 0 | 3 | 0 |
| Sexual Offences | 100 | 1 | 43 | 0 | 0 | 0 | 15 | 2 |
| Rape & Attempted Rape | 33 | 0 | 15 | 0 | 0 | 0 | 0 | 0 |
| Other Sexual Offences | 67 | 1 | 28 | 0 | 0 | 0 | 15 | 2 |
| Robbery | 11 | 4 | 149 | 18 | 53 | 10 | 3 | 0 |
| Armed Robbery | 5 | 4 | 63 | 3 | 41 | 8 | 1 | 0 |
| Unarmed Robbery | 6 | 0 | 86 | 15 | 12 | 2 | 2 | 0 |
| Extortion | 2 | 0 | 1 | 0 | 2 | 0 | 0 | 0 |
| Kidnapping & Abduction | 7 | 2 | 11 | 1 | 0 | 0 | 1 | 0 |
| Other Offences Against the Person | 36 | 6 | 38 | 5 | 0 | 0 | 90 | 6 |
| Offences Against the Person | 429 | 79 | 1054 | 215 | 55 | 10 | 114 | 8 |
| Metropolitan South Region | | | | | | | | |
| Homicide (Murder)* | 7 | 1 | 1 | 1 | 0 | 0 | 4 | 0 |
| Other Homicide* | 17 | 4 | 20 | 1 | 0 | 0 | 0 | 0 |
| Attempted Murder | 17 | 3 | 10 | 1 | 0 | 0 | 0 | 0 |
| Conspiracy to Murder | 0 | 0 | 0 | 0 | 0 | 0 | 0 | 0 |
| Manslaughter (excl. by Driving) | 0 | 0 | 1 | 0 | 0 | 0 | 0 | 0 |
| Driving Causing Death | 0 | 1 | 9 | 0 | 0 | 0 | 0 | 0 |
| Assault | 316 | 87 | 421 | 104 | 0 | 0 | 2 | 0 |
| Serious Assault | 233 | 68 | 245 | 38 | 0 | 0 | 1 | 0 |
| Other Assault | 83 | 19 | 176 | 66 | 0 | 0 | 1 | 0 |
| Sexual Offences | 170 | 5 | 37 | 0 | 0 | 0 | 31 | 0 |
| Rape & Attempted Rape | 24 | 0 | 10 | 0 | 0 | 0 | 0 | 0 |
| Other Sexual Offences | 146 | 5 | 27 | 0 | 0 | 0 | 31 | 0 |
| Robbery | 21 | 1 | 124 | 12 | 44 | 10 | 1 | 0 |
| Armed Robbery | 8 | 1 | 65 | 6 | 32 | 7 | 0 | 0 |
| Unarmed Robbery | 13 | 0 | 59 | 6 | 12 | 3 | 1 | 0 |
| Extortion | 2 | 0 | 1 | 0 | 0 | 0 | 0 | 0 |
| Kidnapping & Abduction | 16 | 1 | 14 | 1 | 3 | 0 | 0 | 0 |
| Other Offences Against the Person | 50 | 8 | 34 | 4 | 0 | 1 | 52 | 7 |
| Offences Against the Person | 599 | 107 | 652 | 123 | 47 | 11 | 90 | 7 |
| Queensland | | | | | | | | |
| Homicide (Murder)* | 24 | 2 | 16 | 2 | 0 | 0 | 6 | 0 |
| Other Homicide* | 82 | 12 | 70 | 6 | 0 | 0 | 3 | 1 |
| Attempted Murder | 58 | 8 | 38 | 2 | 0 | 0 | 2 | 0 |
| Conspiracy to Murder | 3 | 0 | 0 | 0 | 0 | 0 | 0 | 0 |
| Manslaughter (excl. by Driving) | 5 | 1 | 7 | 0 | 0 | 0 | 0 | 0 |
| Driving Causing Death | 16 | 3 | 25 | 4 | 0 | 0 | 1 | 1 |
| Assault | 3126 | 1027 | 3990 | 1036 | 2 | 0 | 16 | 2 |
| Serious Assault | 2134 | 610 | 2135 | 399 | 1 | 0 | 6 | 2 |
| Other Assault | 992 | 417 | 1855 | 637 | 1 | 0 | 10 | 0 |
| Sexual Offences | 1215 | 24 | 278 | 4 | 0 | 1 | 208 | 6 |
| Rape & Attempted Rape | 220 | 2 | 66 | 1 | 0 | 0 | 0 | 0 |
| Other Sexual Offences | 995 | 22 | 212 | 3 | 0 | 1 | 208 | 6 |
| Robbery | 113 | 25 | 597 | 70 | 221 | 39 | 8 | 2 |
| Armed Robbery | 47 | 12 | 291 | 30 | 177 | 28 | 2 | 2 |
| Unarmed Robbery | 66 | 13 | 306 | 40 | 44 | 11 | 6 | 0 |
| Extortion | 11 | 1 | 6 | 1 | 4 | 0 | 0 | 1 |
| Kidnapping & Abduction | 81 | 21 | 59 | 6 | 3 | 0 | 1 | 0 |
| Other Offences Against the Person | 326 | 73 | 258 | 20 | 5 | 1 | 532 | 62 |
| Offences Against the Person | 4978 | 1185 | 5274 | 1145 | 235 | 41 | 774 | 74 |

* Only those offenders whose age and sex were identified are included.

+ Figures are presented separately for Homicide (Murder) and a new category, Other Homicide is used for the first time in this publication.

Offender/Victim Relationships

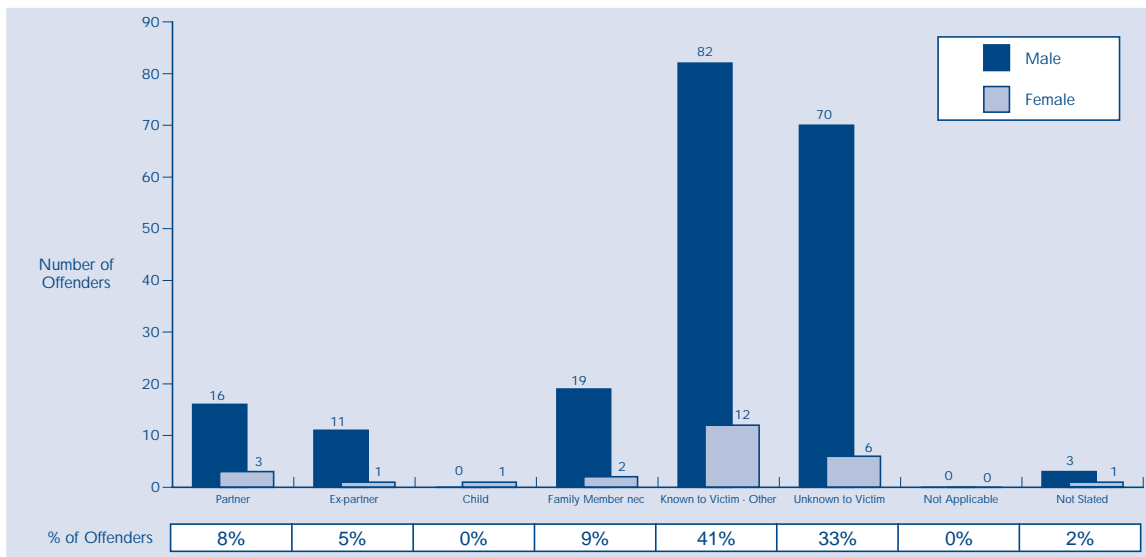
Homicide (Murder)*+ - 2001/2002



For approximately 72% of Homicide (Murder) offences, the offender was known to the victim. For over 26% of offences, the offender was from the same family as the

victim, and this includes partners, spouses, children, siblings, grandparents, aunts, uncles and other familial relationships.

Other Homicide*+ - 2001/2002



Of those offenders proceeded against for Other Homicide, 33% did not know the victim. In 22% of cases, the victim was a family member and a further 41% were

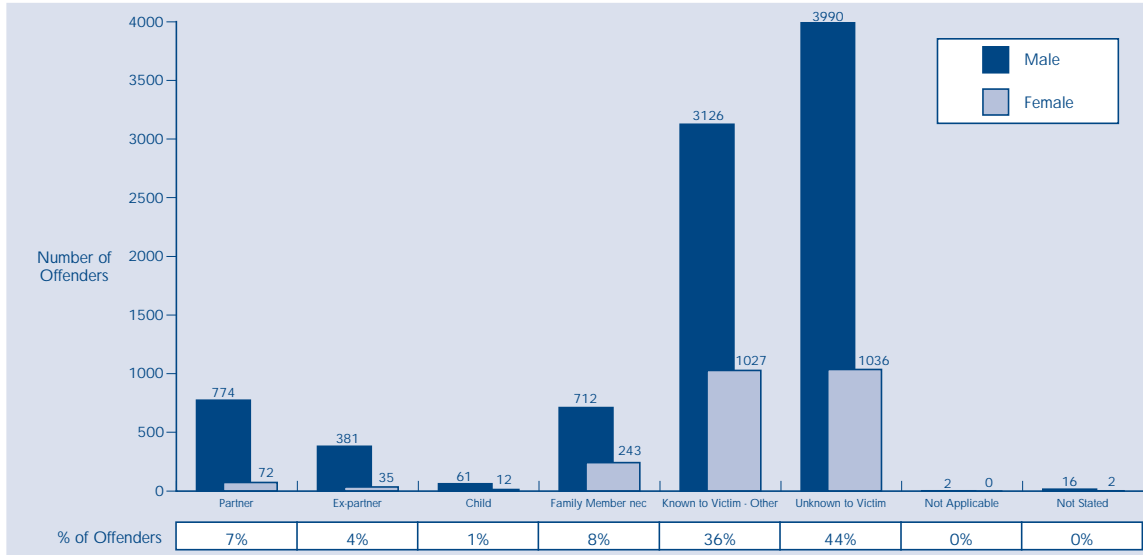
known to the victim either as friends, acquaintances, neighbours or colleagues.

* Only those offenders whose age and sex were identified are included.

+ Figures are presented separately for Homicide (Murder) and a new category, Other Homicide is used for the first time in this publication.

Offender/Victim Relationships

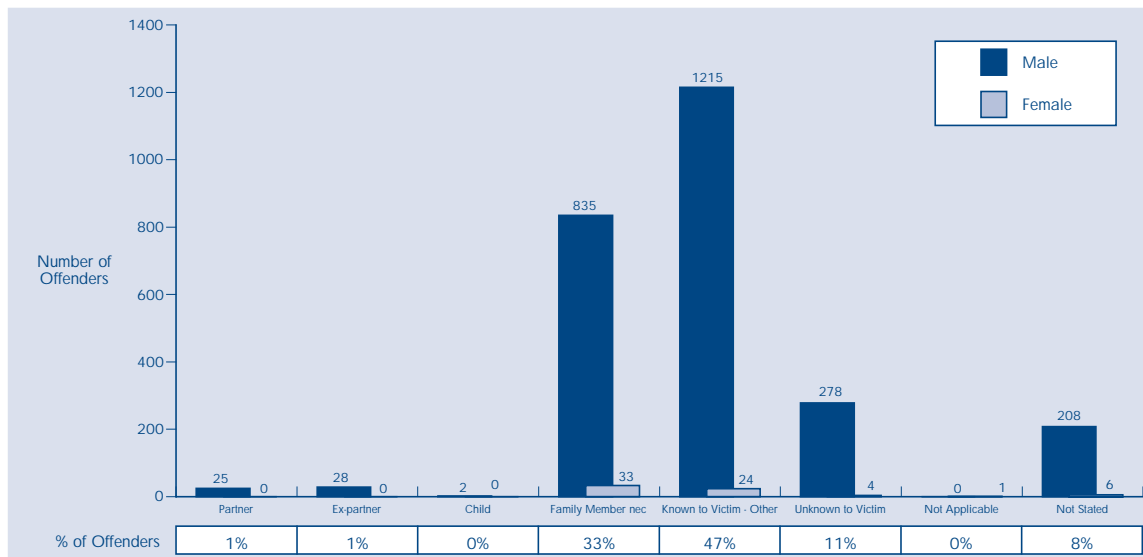
Assault* - 2001/2002



Of those offenders proceeded against for Assault, 44% were not known to the victim. In 20% of cases, the victim was a family member and a further 36% were

known to the victim either as friends, acquaintances, , neighbours or colleagues.

Sexual Offences* - 2001/2002



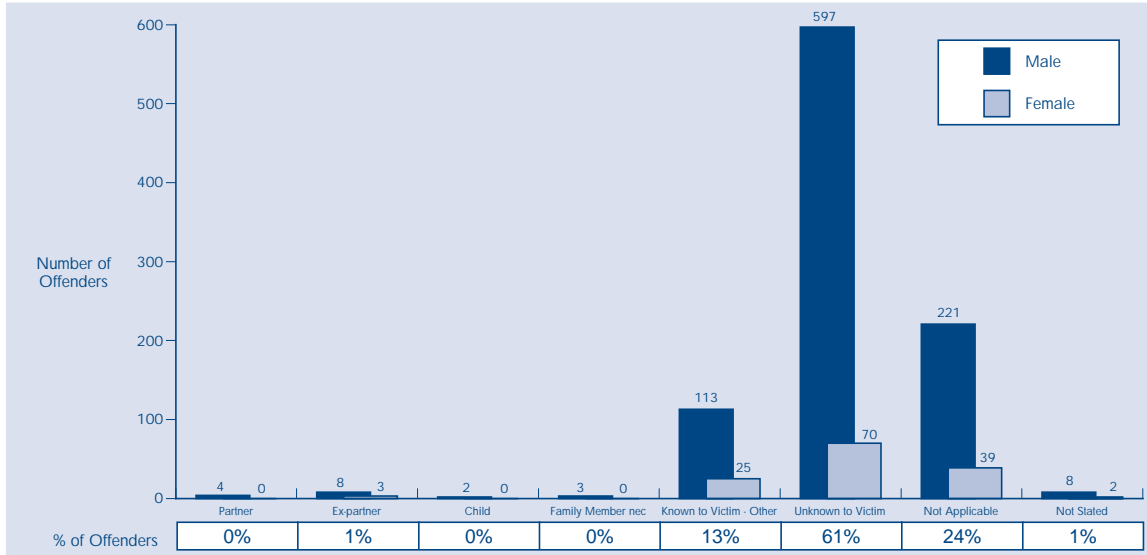
For a substantial proportion of Sexual Offences (82%), the offender was known to the victim. A large proportion (35%) of victims were of the same family as the an

offender while a similarly large proportion (47%) were either acquaintances, friends, neighbours or colleagues.

* Only those offenders whose age and sex were identified are included.

Offender/Victim Relationships

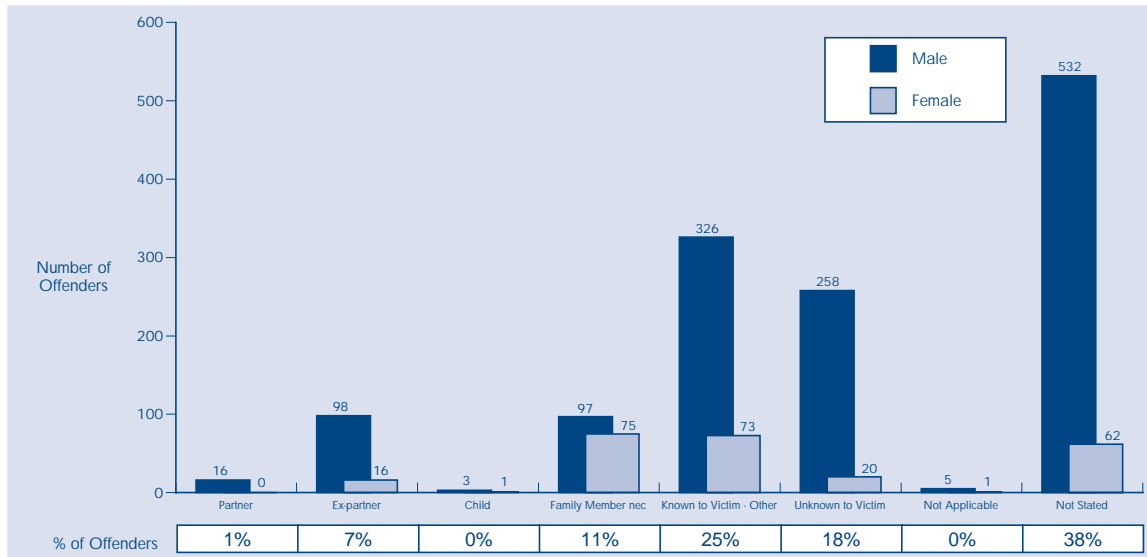
Robbery* - 2001/2002



Approximately 24% of offender/victim relationships were listed as 'Not Applicable' due to the fact that the victim was classified either as a company or as an

organisation, rather than as an individual. In most cases (61%), the offender was not known to the victim.

Other Offences Against the Person* - 2001/2002



Approximately 38% of offender/victim relationships were listed as 'Not Stated'. Of those relationships that were recorded, 18% involved situations where the

offender was not known to the victim. Approximately 19% involved offenders who were related to the victim.

* Only those offenders whose age and sex were identified are included.