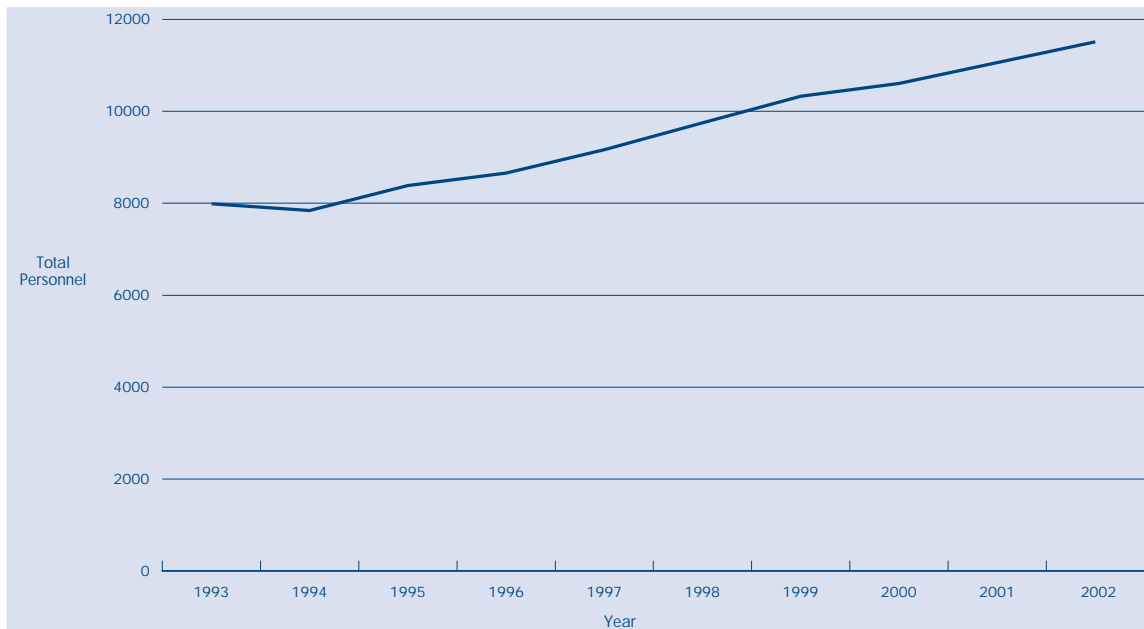


Personnel

This section provides statistics pertaining to personnel within the Police Service. All data contained in this section were provided by the Human Resource Management Branch of the Queensland Police Service, unless otherwise noted.

Total Police Service Personnel - 30 June



Personnel

Personnel by Rank/Classification at 30 June

Rank/Classification	2001			2002		
	Male	Female	Persons	Male	Female	Persons
Police Personnel						
Executive Officers	13	1	14	13	1	14
Commissioner	1	0	1	1	0	1
Deputy Commissioner	1	0	1	1	0	1
Assistant Commissioner	11	1	12	11	1	12
Commissioned Officers	292	16	308	300	18	318
Chief Superintendent	13	1	14	14	1	15
Superintendent	31	0	31	34	0	34
Inspector	248	15	263	252	17	269
Non-Commissioned Officers	2100	173	2273	2168	196	2364
Senior Sergeant	483	28	511	534	32	566
Sergeant	1617	145	1762	1634	164	1798
Constables	3875	1297	5172	3971	1386	5357
Senior Constable	2000	392	2392	2103	427	2530
Constable	1875	905	2780	1868	959	2827
Total Police Officers	6280	1487	7767	6452	1601	8053
Recruits in Training	206	109	315	222	93	315
Total Police Personnel	6486	1596	8082	6674	1694	8368
Public Service Officers*						
Senior Executive Service/Senior Officer	14	1	15	14	1	15
Deputy Chief Executive	1	0	1	1	0	1
Director	5	1	6	4	1	5
Senior Officer	8	0	8	9	0	9
Other Officers	564	1640	2204	625	1759	2384
Administrative Officer	478	1564	2042	532	1678	2210
Technical Officer	14	13	27	16	14	30
Professional Officer	70	63	133	74	67	141
Operational Officer	2	0	2	3	0	3
Total Public Service Officers	578	1641	2219	639	1760	2399
General Employees						
Communication Room Operators	90	123	213	100	122	222
Police Liaison Officers	69	42	111	77	40	117
Assistant Watchhouse Officers	10	4	14	13	6	19
Queensland ATSI Police	11	3	14	12	4	16
Trainees - Justice Studies	7	3	10	0	0	0
Trainees - Office	28	58	86	14	53	67
Pilots	6	0	6	7	0	7
General Wages Staff	116	97	213	106	96	202
Trade and Trade Related	62	0	62	69	1	70
Casual	5	28	33	4	19	23
Total Other Personnel	404	358	762	402	341	743
All Personnel						
Total All Personnel	7468	3595	11063	7715	3795	11510

* Includes temporary employees occupying Public Service positions.

Personnel

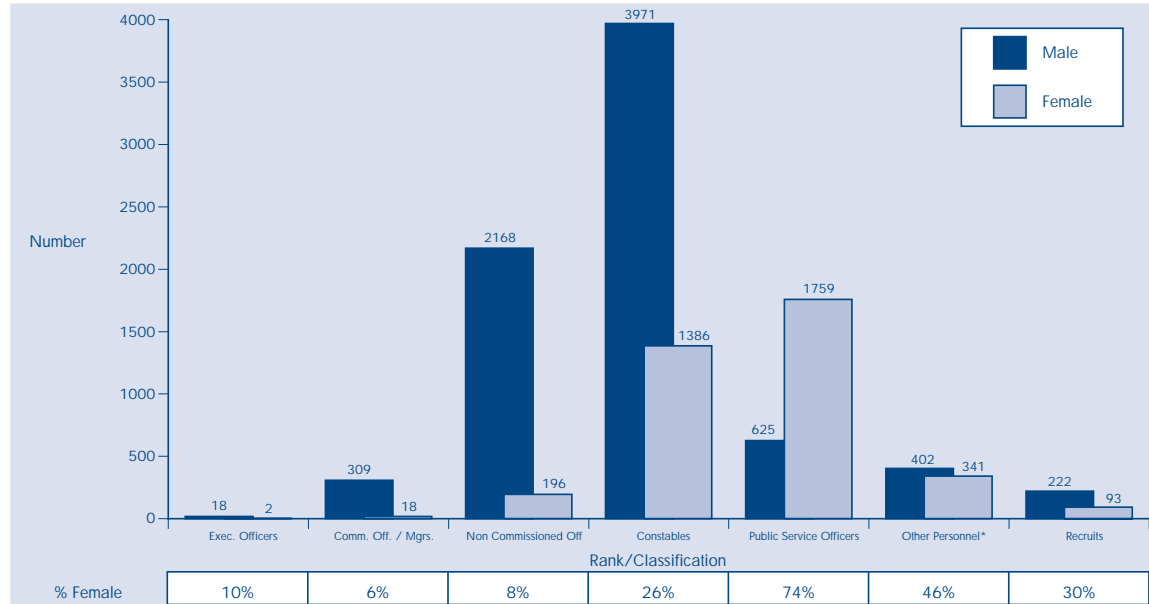
Separations by Rank/Classification - 2001/2002

Rank/Classification	Retirements				Other Separations					Total
	Compulsory	Post Age 55	VER	Medical Grounds	Resignation	Death	Dismissal	Scheduled Completion	Transfer to other Govt Agencies	
Police Personnel										
Executive Officers	0	0	0	0	0	0	0	0	n/a	0
Commissioner	0	0	0	0	0	0	0	0	n/a	0
Deputy Commissioner	0	0	0	0	0	0	0	0	n/a	0
Assistant Commissioner	0	0	0	0	0	0	0	0	n/a	0
Commissioned Officers	0	12	0	1	2	0	0	0	n/a	15
Chief Superintendent	0	0	0	0	0	0	0	0	n/a	0
Superintendent	0	2	0	0	0	0	0	0	n/a	2
Inspector	0	10	0	1	2	0	0	0	n/a	13
Non-Commissioned Officers	5	25	0	18	17	1	0	0	n/a	66
Senior Sergeant	1	5	0	5	3	0	0	0	n/a	14
Sergeant	4	20	0	13	14	1	0	0	n/a	52
Constables	0	2	0	42	113	3	7	0	n/a	167
Senior Constable *	0	1	0	31	42	1	4	0	n/a	79
Constable ^	0	1	0	11	71	2	3	0	n/a	88
Total Police Officers	5	39	0	61	132	4	7	0	n/a	248
Public Service Officers*										
Senior Executive Service/Senior Officer	n/a	1	0	1	0	0	0	0	0	2
Deputy Chief Executive	n/a	0	0	0	0	0	0	0	0	0
Director	n/a	0	0	1	0	0	0	0	0	1
Senior Officer	n/a	1	0	0	0	0	0	0	0	1
Other Officers	n/a	10	1	6	143	3	1	63	26	253
Administrative Officer	n/a	10	1	6	134	3	0	59	20	233
Technical Officer	n/a	0	0	0	0	0	0	0	0	0
Professional Officer	n/a	0	0	0	9	0	1	4	6	20
Operational Officer	n/a	0	0	0	0	0	0	0	0	0
Total Public Service Officers	n/a	11	1	7	143	3	1	63	26	255
General Employees										
Communication Room Operators	n/a	0	0	0	10	0	0	3	0	13
Police Liaison Officers	n/a	1	0	2	7	0	1	0	0	11
Assistant Watchhouse Officers	n/a	0	0	0	1	0	0	0	0	1
Queensland ATSI Police	n/a	0	0	0	3	0	0	0	0	3
Trainees - Justice Studies	n/a	0	0	0	0	0	0	0	0	0
Trainees - Office	n/a	0	0	0	6	0	0	34	0	40
Pilots	n/a	0	0	0	0	0	0	0	0	0
General Wages Staff	n/a	4	0	2	26	1	0	5	0	38
Trade and Trade Related	n/a	0	0	0	2	0	0	0	1	3
Casual	n/a	0	0	0	0	0	0	7	0	7
Total Other Personnel	n/a	5	0	4	55	1	1	49	1	116
All Personnel										
Total All Personnel	5	55	1	72	330	8	9	112	27	619

* Includes temporary employees occupying Public Service positions.
VER - Voluntary Early Retirement.

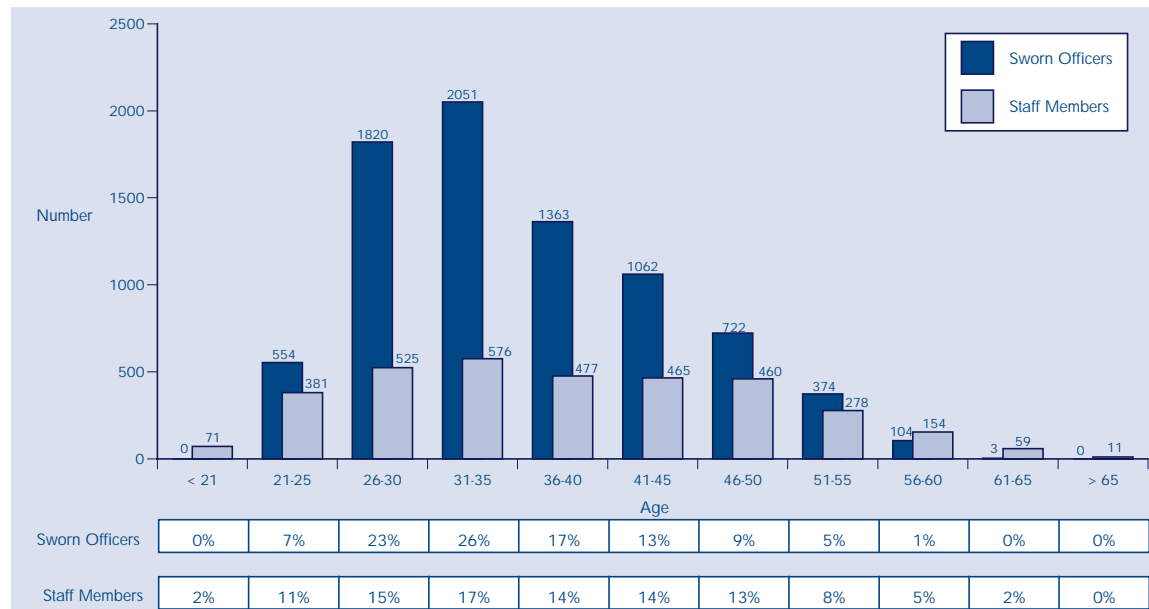
Personnel

Personnel by Gender - 30 June 2002



* Other Personnel includes Communication Room Operators, Police Liaison Officers, Assistant Watchhouse Officers, Queensland ATSI Police, Trainees, Pilots, General Wages Staff, Trade and Trade Related and Casual staff.

Personnel by Age - 30 June 2002



Personnel

*Sworn Officers Promotions, Transfers and Review 2001/2002**

	Promotion	Transfer**	Lateral Transfer	Disciplinary / Suspension / Stand-down*	Total
Decisions	332	200	1917	9	2458
Decisions Reviewed	65	7	4	4	80
Percent of Decisions Reviewed	19.6%	3.5%	0.2%	44.4%	3.3%
Reviews lodged	150	21	8	5	184
Upheld^	0	0	0	0	0
Dismissed^	44	7	7	3	61
Lapsed/Out of order/No jurisdiction^	2	0	0	1	3
Withdrawn^	81	13	0	0	94
Re-assessed^	13	1	0	0	14
Awaiting Hearing^	10	0	1	1	12

* Disciplinary reviews restricted to Breaches of Discipline only.

** Excludes the initial allocation of Recruits.

^ Results of Reviews include some decisions of Reviews lodged during 2000/2001.

Police Recruitment Appointment by Gender

Type of Appointment	2000/01			2001/02		
	Male	Female	Total	Male	Female	Total
Sworn-In	375	216	591	362	172	534
Recruit - PROVE Program*	312	204	516	304	166	470
Recruit - Abridged Program^	60	12	72	46	5	51
Other	3	0	3	12	1	13
Intake	430	245	675	405	167	572

^ Former Police Officers put through Police Abridged Competency Education (PACE) Course.

* PROVE - Police Recruit Operational Vocational Education Course for new recruits.