

Victims of Crime

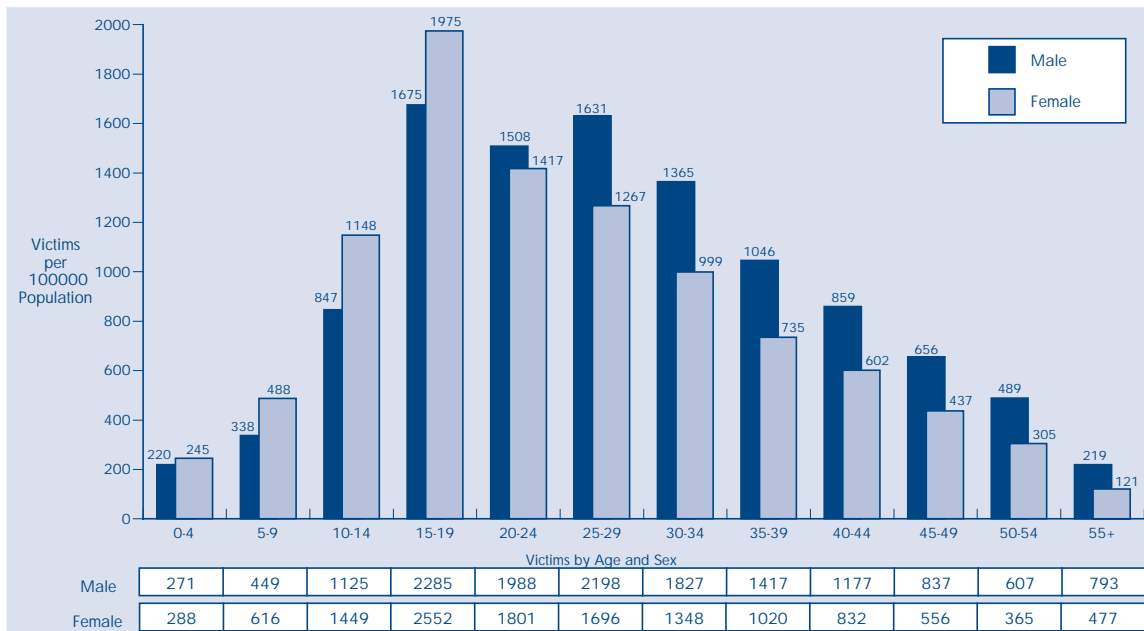
This section contains detailed information relating to victims of Offences Against the Person. They do not provide a unique victim count as one person may be counted several times if they were the victim of more than one offence.

There are several cases where the victim of an Offence Against the Person is not, according to the statistical definitions used, a person. For example, the victim of an Armed Robbery of a Bank is the banking organisation, rather than the teller, while 'Armed so as to Cause Fear or Alarm' is commonly a "Regina" offence, where the Crown is deemed to be the victim. Organisations which were victims of crime are not included in the following tables and graphs.

As the graph below illustrates, females aged fifteen to nineteen years are the most common victims of Offences Against the Person on a per capita basis. Females aged fifty-five and over are the least victimised. During 2001/02, there were slightly more male than female victims. Fifty-three per cent of victims were male, while forty-seven per cent of victims were female.

The preliminary Estimated Residential Population by Sex and Age for 30 June, 2001 (Australian Bureau of Statistics Catalogue No. 3201.0) was used to calculate the number of victims per 100,000 population. 'Age' refers to the victim's age on the date the offence was reported to police, rather than their age on the date the offence occurred.

Offences Against the Person - 2001/2002*



* Only those offences where the victim's age and sex were identified are included.

Victims of Crime

By Age and Sex* - 2001/2002

Offence	0 - 14		15 years		16 years		17 years		18 years		19 years	
	Male	Female	Male	Female	Male	Female	Male	Female	Male	Female	Male	Female
Far Northern Region												
Homicide (Murder)*	1	1	1	0	0	0	0	0	0	0	0	0
Other Homicide*	1	0	0	0	0	0	0	0	1	0	0	0
Attempted Murder	0	0	0	0	0	0	0	0	0	0	0	0
Conspiracy to Murder	0	0	0	0	0	0	0	0	0	0	0	0
Manslaughter (excl. by Driving)	0	0	0	0	0	0	0	0	0	0	0	0
Driving Causing Death	1	0	0	0	0	0	0	0	1	0	0	0
Assault	119	106	18	33	18	28	20	32	24	49	25	45
Serious Assault	67	58	9	21	13	13	14	16	16	30	23	26
Other Assault	52	48	9	12	5	15	6	16	8	19	2	19
Sexual Offences	40	135	5	12	2	15	1	7	0	25	1	7
Rape & Attempted Rape	7	21	0	3	0	4	1	4	0	9	0	5
Other Sexual Offences	33	114	5	9	2	11	0	3	0	16	1	2
Robbery	1	0	1	0	0	0	0	0	2	3	0	3
Armed Robbery	0	0	0	0	0	0	0	0	1	1	0	0
Unarmed Robbery	1	0	1	0	0	0	0	0	1	2	0	3
Extortion	0	0	0	0	0	0	0	0	0	0	0	0
Kidnapping & Abduction	0	5	1	0	0	0	0	0	0	2	0	0
Other Offences Against the Person	25	36	2	0	2	1	4	2	2	3	1	4
Offences Against the Person	187	283	28	45	22	44	25	41	29	82	27	59
Northern Region												
Homicide (Murder)*	0	1	0	0	0	0	0	0	0	0	0	0
Other Homicide*	0	0	0	0	0	0	1	0	0	0	0	0
Attempted Murder	0	0	0	0	0	0	0	0	0	0	0	0
Conspiracy to Murder	0	0	0	0	0	0	0	0	0	0	0	0
Manslaughter (excl. by Driving)	0	0	0	0	0	0	0	0	0	0	0	0
Driving Causing Death	0	0	0	0	0	0	1	0	0	0	0	0
Assault	85	72	24	34	31	33	27	34	29	38	27	37
Serious Assault	49	37	15	23	18	24	16	18	25	22	20	27
Other Assault	36	35	9	11	13	9	11	16	4	16	7	10
Sexual Offences	41	107	2	46	1	18	0	26	0	4	1	9
Rape & Attempted Rape	5	14	0	8	0	5	0	11	0	2	0	3
Other Sexual Offences	36	93	2	38	1	13	0	15	0	2	1	6
Robbery	9	0	2	0	0	1	2	2	0	0	1	1
Armed Robbery	0	0	0	0	0	0	0	1	0	0	0	1
Unarmed Robbery	9	0	2	0	0	1	2	1	0	0	1	0
Extortion	0	0	0	0	0	0	0	0	0	0	0	0
Kidnapping & Abduction	1	2	0	3	1	0	0	2	0	0	0	1
Other Offences Against the Person	40	32	5	6	0	3	2	5	1	4	4	3
Offences Against the Person	176	214	33	89	33	55	32	69	30	46	33	51
Central Region												
Homicide (Murder)*	1	1	0	0	0	0	0	0	0	0	0	1
Other Homicide*	3	0	1	0	0	0	1	0	0	0	1	0
Attempted Murder	3	0	1	0	0	0	1	0	0	0	0	0
Conspiracy to Murder	0	0	0	0	0	0	0	0	0	0	0	0
Manslaughter (excl. by Driving)	0	0	0	0	0	0	0	0	0	0	0	0
Driving Causing Death	0	0	0	0	0	0	0	0	0	0	1	0
Assault	102	63	31	22	32	31	28	34	27	22	26	37
Serious Assault	54	24	23	12	21	18	22	18	18	16	19	20
Other Assault	48	39	8	10	11	13	6	16	9	6	7	17
Sexual Offences	30	143	0	31	5	20	1	29	0	16	0	10
Rape & Attempted Rape	5	21	0	5	0	2	0	6	0	6	0	7
Other Sexual Offences	25	122	0	26	5	18	1	23	0	10	0	3
Robbery	4	2	3	0	2	0	6	1	0	3	1	0
Armed Robbery	0	0	1	0	2	0	3	1	0	0	0	0
Unarmed Robbery	4	2	2	0	0	0	3	0	0	3	1	0
Extortion	0	0	0	0	1	0	0	0	0	0	0	0
Kidnapping & Abduction	0	5	0	2	1	1	2	1	0	2	0	0
Other Offences Against the Person	7	11	2	2	4	7	4	8	4	8	2	11
Offences Against the Person	147	225	37	57	45	59	42	73	31	51	30	59

* Those victims whose sex was not stated have not been included

+ Figures are presented separately for Homicide (Murder) and a new category, Other Homicide is used for the first time in this publication.

Victims of Crime

By Age and Sex* - 2001/2002

Offence	20 - 24		25 - 29		30 - 39		40 - 49		50 & over		Not Stated*	
	Male	Female	Male	Female	Male	Female	Male	Female	Male	Female	Male	Female
Far Northern Region												
Homicide (Murder)*	1	1	0	0	1	1	2	0	1	1	0	0
Other Homicide*	1	1	2	1	5	0	4	0	1	0	0	0
Attempted Murder	0	1	2	1	4	0	3	0	0	0	0	0
Conspiracy to Murder	0	0	0	0	0	0	0	0	0	0	0	0
Manslaughter (excl. by Driving)	1	0	0	0	1	0	1	0	1	0	0	0
Driving Causing Death	0	0	0	0	0	0	0	0	0	0	0	0
Assault	129	256	228	197	338	297	169	153	113	71	77	57
Serious Assault	77	139	131	129	188	177	103	91	69	28	39	27
Other Assault	52	117	97	68	150	120	66	62	44	43	38	30
Sexual Offences	6	51	1	22	4	54	3	11	1	11	4	9
Rape & Attempted Rape	1	23	0	7	1	9	1	5	1	0	0	2
Other Sexual Offences	5	28	1	15	3	45	2	6	0	11	4	7
Robbery	4	9	9	7	7	2	7	3	4	5	1	0
Armed Robbery	1	2	3	1	3	0	2	0	2	2	0	0
Unarmed Robbery	3	7	6	6	4	2	5	3	2	3	1	0
Extortion	0	0	0	0	0	0	0	0	0	0	0	0
Kidnapping & Abduction	0	7	1	2	2	2	2	1	0	1	0	1
Other Offences Against the Person	5	20	6	17	13	30	14	14	11	8	22	11
Offences Against the Person	146	345	247	246	370	386	201	182	131	97	104	78
Northern Region												
Homicide (Murder)*	0	1	0	1	2	1	0	0	1	0	0	0
Other Homicide*	3	1	2	2	1	1	1	0	2	0	1	0
Attempted Murder	3	1	1	2	1	1	1	0	2	0	1	0
Conspiracy to Murder	0	0	0	0	0	0	0	0	0	0	0	0
Manslaughter (excl. by Driving)	0	0	0	0	0	0	0	0	0	0	0	0
Driving Causing Death	0	0	1	0	0	0	0	0	0	0	0	0
Assault	153	183	208	164	221	194	138	97	72	49	40	11
Serious Assault	108	109	100	106	127	127	98	51	35	26	19	5
Other Assault	45	74	108	58	94	67	40	46	37	23	21	6
Sexual Offences	2	23	3	26	8	31	2	10	1	8	1	9
Rape & Attempted Rape	1	11	1	14	0	8	0	2	0	2	0	3
Other Sexual Offences	1	12	2	12	8	23	2	8	1	6	1	6
Robbery	6	2	4	2	9	2	8	2	5	2	1	0
Armed Robbery	1	1	1	0	1	2	1	1	1	1	0	0
Unarmed Robbery	5	1	3	2	8	0	7	1	4	1	1	0
Extortion	1	0	0	0	0	0	0	0	0	0	0	0
Kidnapping & Abduction	2	6	0	5	1	2	1	3	2	1	1	1
Other Offences Against the Person	15	9	9	24	22	27	17	14	10	6	21	17
Offences Against the Person	182	225	226	224	264	258	167	126	93	66	65	38
Central Region												
Homicide (Murder)*	2	0	0	0	0	0	1	0	0	1	0	0
Other Homicide*	1	2	0	2	2	3	1	0	2	4	0	0
Attempted Murder	1	2	0	1	2	3	1	0	1	2	0	0
Conspiracy to Murder	0	0	0	0	0	0	0	0	0	0	0	0
Manslaughter (excl. by Driving)	0	0	0	0	0	0	0	0	1	1	0	0
Driving Causing Death	0	0	0	1	0	0	0	0	0	1	0	0
Assault	156	95	182	85	254	120	137	78	77	37	41	13
Serious Assault	98	60	100	53	127	65	92	49	53	20	25	7
Other Assault	58	35	82	32	127	55	45	29	24	17	16	6
Sexual Offences	7	23	4	24	9	35	6	19	1	5	0	20
Rape & Attempted Rape	1	9	1	6	0	15	1	4	1	2	0	2
Other Sexual Offences	6	14	3	18	9	20	5	15	0	3	0	18
Robbery	5	3	4	0	10	6	4	3	7	1	1	0
Armed Robbery	0	2	1	0	5	0	1	0	2	0	0	0
Unarmed Robbery	5	1	3	0	5	6	3	3	5	1	1	0
Extortion	0	0	0	0	1	0	0	0	0	0	1	0
Kidnapping & Abduction	0	2	2	2	1	2	0	1	0	3	0	0
Other Offences Against the Person	16	17	14	17	32	35	24	27	20	13	11	7
Offences Against the Person	187	142	206	130	309	201	173	128	107	64	54	40

* Those victims whose sex was not stated have not been included

+ Figures are presented separately for Homicide (Murder) and a new category, Other Homicide is used for the first time in this publication.

Victims of Crime

By Age and Sex* - 2001/2002

Offence	0 - 14		15 years		16 years		17 years		18 years		19 years	
	Male	Female	Male	Female	Male	Female	Male	Female	Male	Female	Male	Female
North Coast Region												
Homicide (Murder)*	1	0	0	0	0	0	0	0	0	0	0	1
Other Homicide*	1	2	0	0	1	0	0	0	0	0	1	0
Attempted Murder	1	1	0	0	0	0	0	0	0	0	1	0
Conspiracy to Murder	0	0	0	0	0	0	0	0	0	0	0	0
Manslaughter (excl. by Driving)	0	1	0	0	0	0	0	0	0	0	0	0
Driving Causing Death	0	0	0	0	1	0	0	0	0	0	0	0
Assault	236	178	44	46	63	46	68	51	74	40	60	35
Serious Assault	134	96	31	22	49	24	48	32	53	25	46	18
Other Assault	102	82	13	24	14	22	20	19	21	15	14	17
Sexual Offences	93	266	15	60	0	54	3	28	1	16	1	27
Rape & Attempted Rape	11	30	2	12	0	10	0	7	0	4	0	13
Other Sexual Offences	82	236	13	48	0	44	3	21	1	12	1	14
Robbery	10	5	6	0	15	0	11	2	6	2	6	2
Armed Robbery	1	2	1	0	5	0	2	1	2	1	3	0
Unarmed Robbery	9	3	5	0	10	0	9	1	4	1	3	2
Extortion	0	0	0	0	0	0	1	0	0	0	0	0
Kidnapping & Abduction	7	3	1	1	0	4	1	1	1	1	0	0
Other Offences Against the Person	66	63	5	10	5	15	5	4	10	10	5	11
Offences Against the Person	414	517	71	117	84	119	89	86	92	69	73	76
Southern Region												
Homicide (Murder)*	1	0	0	0	0	0	0	0	0	0	0	1
Other Homicide*	3	2	1	0	0	0	1	0	0	0	0	0
Attempted Murder	2	2	0	0	0	0	0	0	0	0	0	0
Conspiracy to Murder	0	0	0	0	0	0	0	0	0	0	0	0
Manslaughter (excl. by Driving)	0	0	0	0	0	0	0	0	0	0	0	0
Driving Causing Death	1	0	1	0	0	0	1	0	0	0	0	0
Assault	155	97	23	31	48	35	54	36	53	52	33	23
Serious Assault	85	58	11	17	34	19	38	18	37	33	24	19
Other Assault	70	39	12	14	14	16	16	18	16	19	9	4
Sexual Offences	50	178	6	43	3	36	0	13	1	10	1	11
Rape & Attempted Rape	4	18	0	7	1	8	0	6	1	4	0	5
Other Sexual Offences	46	160	6	36	2	28	0	7	0	6	1	6
Robbery	6	0	6	0	6	6	7	3	8	1	5	2
Armed Robbery	3	0	2	0	3	2	0	0	3	1	2	1
Unarmed Robbery	3	0	4	0	3	4	7	3	5	0	3	1
Extortion	0	0	1	0	0	0	0	0	0	0	0	0
Kidnapping & Abduction	1	5	1	0	0	0	1	1	0	1	0	1
Other Offences Against the Person	39	22	3	2	5	4	6	7	5	3	3	4
Offences Against the Person	255	304	41	76	62	81	69	60	67	67	42	42
South Eastern Region												
Homicide (Murder)*	6	2	0	0	0	0	0	0	0	0	0	0
Other Homicide*	1	1	0	0	0	1	0	0	2	0	1	0
Attempted Murder	0	1	0	0	0	0	0	0	0	0	1	0
Conspiracy to Murder	0	0	0	0	0	0	0	0	0	0	0	0
Manslaughter (excl. by Driving)	1	0	0	0	0	0	0	0	0	0	0	0
Driving Causing Death	0	0	0	0	0	1	0	0	2	0	0	0
Assault	149	87	50	19	51	23	58	35	70	31	61	36
Serious Assault	91	48	31	12	35	14	44	21	56	16	52	18
Other Assault	58	39	19	7	16	9	14	14	14	15	9	18
Sexual Offences	90	202	3	34	13	26	1	25	2	25	3	22
Rape & Attempted Rape	4	34	1	4	1	12	0	11	0	9	1	6
Other Sexual Offences	86	168	2	30	12	14	1	14	2	16	2	16
Robbery	16	6	14	3	19	0	24	4	17	6	10	2
Armed Robbery	10	0	9	1	7	0	8	2	9	3	4	1
Unarmed Robbery	6	6	5	2	12	0	16	2	8	3	6	1
Extortion	0	0	0	0	2	0	0	0	0	0	0	0
Kidnapping & Abduction	2	2	1	2	1	3	0	1	3	5	1	1
Other Offences Against the Person	18	22	3	10	2	3	1	8	4	13	7	7
Offences Against the Person	282	322	71	68	88	56	84	73	98	80	83	68

* Those victims whose sex was not stated have not been included.

+ Figures are presented separately for Homicide (Murder) and a new category, Other Homicide is used for the first time in this publication.

Victims of Crime

By Age and Sex* - 2001/2002

Offence	20 - 24		25 - 29		30 - 39		40 - 49		50 & over		Not Stated	
	Male	Female	Male	Female	Male	Female	Male	Female	Male	Female	Male	Female
North Coast Region												
Homicide (Murder)*	0	0	0	0	1	0	1	0	1	0	0	1
Other Homicide*	1	0	4	1	5	1	4	2	4	2	1	1
Attempted Murder	1	0	3	1	4	1	2	1	1	0	0	0
Conspiracy to Murder	0	0	0	0	1	0	0	0	0	0	0	1
Manslaughter (excl. by Driving)	0	0	1	0	0	0	1	0	2	0	0	0
Driving Causing Death	0	0	0	0	0	0	1	1	1	2	1	0
Assault	228	165	236	163	437	280	255	181	187	93	77	41
Serious Assault	150	107	142	102	252	167	165	100	126	49	37	25
Other Assault	78	58	94	61	185	113	90	81	61	44	40	16
Sexual Offences	6	35	3	50	8	56	4	24	2	11	13	22
Rape & Attempted Rape	2	12	0	17	2	16	0	7	1	3	0	2
Other Sexual Offences	4	23	3	33	6	40	4	17	1	8	13	20
Robbery	12	6	14	5	12	3	17	7	15	8	1	0
Armed Robbery	3	0	5	2	7	2	10	1	7	1	0	0
Unarmed Robbery	9	6	9	3	5	1	7	6	8	7	1	0
Extortion	0	1	0	0	0	0	0	0	1	1	0	0
Kidnapping & Abduction	4	7	0	4	3	9	2	3	2	1	0	0
Other Offences Against the Person	19	36	25	34	39	63	49	64	33	28	21	21
Offences Against the Person	270	250	282	257	505	412	332	281	245	144	113	86
Southern Region												
Homicide (Murder)*	0	0	1	1	1	0	0	0	0	0	1	0
Other Homicide*	3	1	4	1	3	0	1	1	1	4	0	0
Attempted Murder	0	0	4	1	2	0	0	1	1	1	0	0
Conspiracy to Murder	0	0	0	0	1	0	0	0	0	0	0	0
Manslaughter (excl. by Driving)	0	0	0	0	0	0	0	0	0	0	0	0
Driving Causing Death	3	1	0	0	0	0	1	0	0	3	0	0
Assault	196	132	165	107	274	156	167	83	98	47	42	19
Serious Assault	138	87	89	53	174	101	103	49	63	26	19	11
Other Assault	58	45	76	54	100	55	64	34	35	21	23	8
Sexual Offences	9	27	9	20	9	29	3	29	4	6	3	8
Rape & Attempted Rape	1	10	0	8	3	15	2	19	0	2	0	2
Other Sexual Offences	8	17	9	12	6	14	1	10	4	4	3	6
Robbery	7	5	13	4	10	9	7	6	11	7	4	0
Armed Robbery	3	2	2	2	5	5	5	3	7	3	2	0
Unarmed Robbery	4	3	11	2	5	4	2	3	4	4	2	0
Extortion	0	0	0	1	0	0	0	1	0	0	1	0
Kidnapping & Abduction	0	2	1	3	2	2	1	1	2	0	0	0
Other Offences Against the Person	18	25	14	26	27	55	28	30	24	14	12	15
Offences Against the Person	233	192	207	163	326	251	207	151	140	78	63	42
South Eastern Region												
Homicide (Murder)*	0	0	0	1	0	0	1	0	3	0	0	0
Other Homicide*	4	2	1	0	1	1	2	2	1	0	0	0
Attempted Murder	3	2	1	0	1	0	2	2	0	0	0	0
Conspiracy to Murder	0	0	0	0	0	0	0	0	0	0	0	0
Manslaughter (excl. by Driving)	0	0	0	0	0	0	0	0	1	0	0	0
Driving Causing Death	1	0	0	0	0	1	0	0	0	0	0	0
Assault	284	123	268	163	425	211	274	119	177	76	78	18
Serious Assault	205	70	172	95	245	127	198	70	126	48	38	9
Other Assault	79	53	96	68	180	84	76	49	51	28	40	9
Sexual Offences	3	51	0	42	9	39	15	13	1	13	6	12
Rape & Attempted Rape	1	19	0	20	3	18	0	8	0	8	1	3
Other Sexual Offences	2	32	0	22	6	21	15	5	1	5	5	9
Robbery	45	11	36	14	33	19	15	18	32	23	4	3
Armed Robbery	15	4	18	4	15	10	8	4	14	5	3	1
Unarmed Robbery	30	7	18	10	18	9	7	14	18	18	1	2
Extortion	0	0	0	0	2	0	3	2	3	1	0	0
Kidnapping & Abduction	3	3	3	5	1	6	2	1	1	2	1	0
Other Offences Against the Person	24	32	23	44	56	64	48	41	44	39	11	16
Offences Against the Person	363	222	331	269	527	340	360	196	262	154	100	49

* Those victims whose sex was not stated have not been included.

+ Figures are presented separately for Homicide (Murder) and a new category, Other Homicide is used for the first time in this publication.

Victims of Crime

By Age and Sex* - 2001/2002

Offence	0 - 14		15 years		16 years		17 years		18 years		19 years	
	Male	Female	Male	Female	Male	Female	Male	Female	Male	Female	Male	Female
Metropolitan North Region												
Homicide (Murder)*	0	0	0	0	0	0	0	0	1	0	0	0
Other Homicide*	0	0	1	0	0	0	2	0	0	0	2	0
Attempted Murder	0	0	1	0	0	0	1	0	0	0	2	0
Conspiracy to Murder	0	0	0	0	0	0	0	0	0	0	0	0
Manslaughter (excl. by Driving)	0	0	0	0	0	0	0	0	0	0	0	0
Driving Causing Death	0	0	0	0	0	0	1	0	0	0	0	0
Assault	113	70	23	20	45	17	50	17	61	26	61	29
Serious Assault	61	35	17	8	31	11	41	9	43	15	45	16
Other Assault	52	35	6	12	14	6	9	8	18	11	16	13
Sexual Offences	27	107	2	22	2	15	0	18	6	19	1	16
Rape & Attempted Rape	4	19	0	4	0	2	0	6	2	9	1	8
Other Sexual Offences	23	88	2	18	2	13	0	12	4	10	0	8
Robbery	11	0	7	2	11	3	17	6	34	10	21	8
Armed Robbery	3	0	2	1	3	0	4	4	11	7	8	2
Unarmed Robbery	8	0	5	1	8	3	13	2	23	3	13	6
Extortion	0	0	0	0	0	0	0	0	0	0	0	0
Kidnapping & Abduction	3	5	0	2	1	0	0	0	2	0	2	2
Other Offences Against the Person	21	36	4	5	5	6	5	5	14	8	12	7
Offences Against the Person	175	218	37	51	64	41	74	46	116	65	97	62
Metropolitan South Region												
Homicide (Murder)*	0	0	0	0	0	0	0	0	0	1	0	0
Other Homicide*	0	0	0	0	0	0	1	0	0	0	0	1
Attempted Murder	0	0	0	0	0	0	1	0	0	0	0	0
Conspiracy to Murder	0	0	0	0	0	0	0	0	0	0	0	0
Manslaughter (excl. by Driving)	0	0	0	0	0	0	0	0	0	0	0	0
Driving Causing Death	0	0	0	0	0	0	0	0	0	0	0	1
Assault	118	68	35	19	50	23	47	25	28	17	40	18
Serious Assault	80	36	23	7	38	14	38	14	22	7	26	9
Other Assault	38	32	12	12	12	9	9	11	6	10	14	9
Sexual Offences	34	161	1	27	1	25	2	20	5	12	3	22
Rape & Attempted Rape	3	12	0	3	0	9	0	4	2	4	0	8
Other Sexual Offences	31	149	1	24	1	16	2	16	3	8	3	14
Robbery	15	4	11	2	17	1	14	5	18	3	10	7
Armed Robbery	4	0	3	0	5	0	5	0	9	1	6	3
Unarmed Robbery	11	4	8	2	12	1	9	5	9	2	4	4
Extortion	0	0	0	0	0	0	1	1	0	0	0	0
Kidnapping & Abduction	6	5	0	2	2	1	0	2	0	0	2	3
Other Offences Against the Person	36	32	2	3	5	3	3	8	6	10	2	8
Offences Against the Person	209	270	49	53	75	53	68	61	57	43	57	59
Queensland												
Homicide (Murder)*	10	5	1	0	0	0	0	0	1	1	0	3
Other Homicide*	9	5	3	0	1	1	6	0	3	0	5	1
Attempted Murder	6	4	2	0	0	0	3	0	0	0	4	0
Conspiracy to Murder	0	0	0	0	0	0	0	0	0	0	0	0
Manslaughter (excl. by Driving)	1	1	0	0	0	0	0	0	0	0	0	0
Driving Causing Death	2	0	1	0	1	1	3	0	3	0	1	1
Assault	1077	741	248	224	338	236	352	264	366	275	333	260
Serious Assault	621	392	160	122	239	137	261	146	270	164	255	153
Other Assault	456	349	88	102	99	99	91	118	96	111	78	107
Sexual Offences	405	1299	34	275	27	209	8	166	15	127	11	124
Rape & Attempted Rape	43	169	3	46	2	52	1	55	5	47	2	55
Other Sexual Offences	362	1130	31	229	25	157	7	111	10	80	9	69
Robbery	72	17	50	7	70	11	81	23	85	28	54	25
Armed Robbery	21	2	18	2	25	2	22	9	35	14	23	8
Unarmed Robbery	51	15	32	5	45	9	59	14	50	14	31	17
Extortion	0	0	1	0	3	0	2	1	0	0	0	0
Kidnapping & Abduction	20	32	4	12	6	9	4	8	4	13	3	8
Other Offences Against the Person	252	254	26	38	28	42	30	47	46	59	36	55
Offences Against the Person	1845	2353	367	556	473	508	483	509	520	503	442	476

* Those victims whose sex was not stated have not been included.

+ Figures are presented separately for Homicide (Murder) and a new category, Other Homicide is used for the first time in this publication.

Victims of Crime

By Age and Sex* - 2001/2002

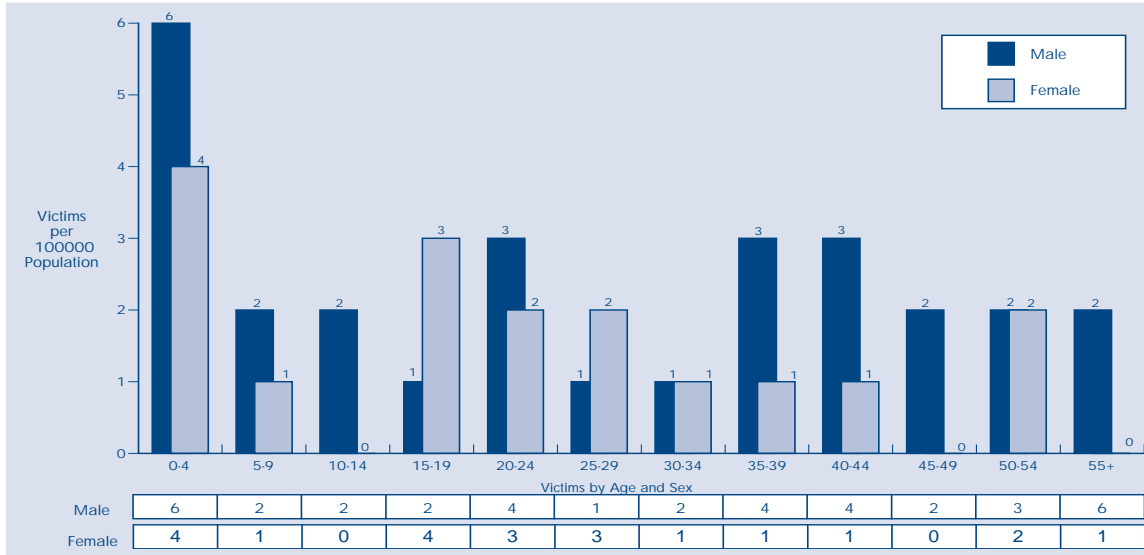
Offence	20 - 24		25 - 29		30 - 39		40 - 49		50 & over		Not Stated	
	Male	Female	Male	Female	Male	Female	Male	Female	Male	Female	Male	Female
Metropolitan North Region												
Homicide (Murder)*	0	1	0	0	1	0	1	1	1	1	0	0
Other Homicide*	2	1	2	2	4	2	1	1	3	2	1	2
Attempted Murder	1	1	2	2	4	1	1	1	1	1	1	2
Conspiracy to Murder	0	0	0	0	0	1	0	0	0	0	0	0
Manslaughter (excl. by Driving)	0	0	0	0	0	0	0	0	0	1	0	0
Driving Causing Death	1	0	0	0	0	0	0	0	2	0	0	0
Assault	301	133	343	114	417	135	200	77	149	54	78	26
Serious Assault	198	62	180	53	234	72	117	33	84	30	38	9
Other Assault	103	71	163	61	183	63	83	44	65	24	40	17
Sexual Offences	9	48	11	32	13	33	6	20	3	9	4	9
Rape & Attempted Rape	5	17	2	9	2	12	2	7	0	5	0	1
Other Sexual Offences	4	31	9	23	11	21	4	13	3	4	4	8
Robbery	63	21	31	21	41	12	27	15	25	24	5	4
Armed Robbery	23	5	9	6	18	5	8	5	12	4	2	1
Unarmed Robbery	40	16	22	15	23	7	19	10	13	20	3	3
Extortion	1	0	2	0	2	1	2	0	1	0	0	0
Kidnapping & Abduction	3	6	8	7	4	7	1	4	0	1	3	5
Other Offences Against the Person	26	37	35	39	63	55	53	41	34	21	18	12
Offences Against the Person	405	247	432	215	545	245	291	159	216	112	109	58
Metropolitan South Region												
Homicide (Murder)*	1	0	0	0	0	0	0	0	2	0	2	1
Other Homicide*	2	0	7	0	11	4	6	1	1	2	2	0
Attempted Murder	2	0	5	0	10	3	4	0	1	2	0	0
Conspiracy to Murder	0	0	0	0	0	0	0	0	0	0	0	0
Manslaughter (excl. by Driving)	0	0	0	0	0	1	1	0	0	0	0	0
Driving Causing Death	0	0	2	0	1	0	1	1	0	0	2	0
Assault	138	82	193	109	316	140	204	80	140	57	84	25
Serious Assault	91	51	136	70	176	84	127	53	91	39	47	14
Other Assault	47	31	57	39	140	56	77	27	49	18	37	11
Sexual Offences	4	53	9	25	8	46	7	18	13	10	5	17
Rape & Attempted Rape	0	18	2	5	2	13	1	5	0	3	1	1
Other Sexual Offences	4	35	7	20	6	33	6	13	13	7	4	16
Robbery	29	18	28	10	18	13	17	18	17	33	1	2
Armed Robbery	10	5	13	3	12	4	9	2	10	3	0	1
Unarmed Robbery	19	13	15	7	6	9	8	16	7	30	1	1
Extortion	2	0	4	0	2	1	4	1	0	0	0	0
Kidnapping & Abduction	3	7	2	3	3	4	1	3	1	4	2	10
Other Offences Against the Person	23	18	24	45	40	67	44	44	32	21	17	13
Offences Against the Person	202	178	267	192	398	275	283	165	206	127	113	68
Queensland												
Homicide (Murder)*	4	3	1	3	6	2	6	1	9	3	3	2
Other Homicide*	17	8	22	9	32	12	20	7	15	14	5	3
Attempted Murder	11	7	18	8	28	9	14	5	7	6	2	2
Conspiracy to Murder	0	0	0	0	2	1	0	0	0	0	0	1
Manslaughter (excl. by Driving)	1	0	1	0	1	1	3	0	5	2	0	0
Driving Causing Death	5	1	3	1	1	1	3	2	3	6	3	0
Assault	1585	1169	1823	1102	2682	1533	1544	868	1013	484	517	210
Serious Assault	1065	685	1050	661	1523	920	1003	496	647	266	262	107
Other Assault	520	484	773	441	1159	613	541	372	366	218	255	103
Sexual Offences	46	311	40	241	68	323	46	144	26	73	36	106
Rape & Attempted Rape	12	119	6	86	13	106	7	57	3	25	2	16
Other Sexual Offences	34	192	34	155	55	217	39	87	23	48	34	90
Robbery	171	75	139	63	140	66	102	72	116	103	18	9
Armed Robbery	56	21	52	18	66	28	44	16	55	19	7	3
Unarmed Robbery	115	54	87	45	74	38	58	56	61	84	11	6
Extortion	4	1	6	1	7	2	9	4	5	2	2	0
Kidnapping & Abduction	15	40	17	31	17	34	10	17	8	13	7	17
Other Offences Against the Person	146	194	150	246	292	396	277	275	208	150	133	112
Offences Against the Person	1988	1801	2198	1696	3244	2368	2014	1388	1400	842	721	459

* Those victims whose sex was not stated have not been included.

+ Figures are presented separately for Homicide (Murder) and a new category, Other Homicide is used for the first time in this publication.

Victims of Crime

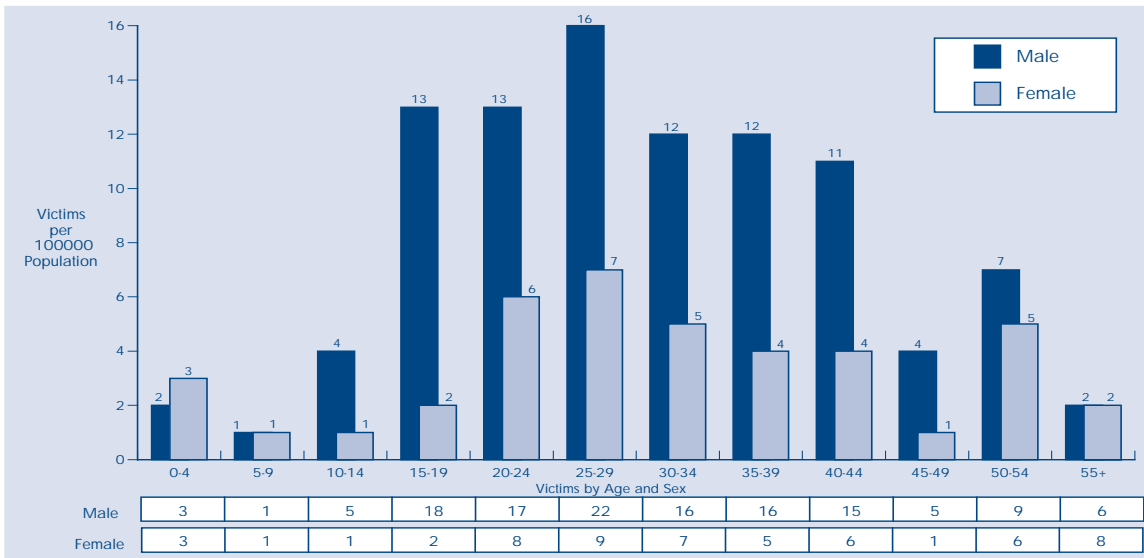
Homicide (Murder)⁺ - 2001/2002*



Low rates of victimisation for Homicide (Murder) offences mean that rates fluctuate across age groups and from year to year. In 2001/02, males and females in the zero to four age group were most likely to be

victims of Homicide (Murder). In total, there were three more homicide victims in 2001/02 compared with 2000/01. Overall, 64% of victims were male.

Other Homicide⁺ - 2001/2002*



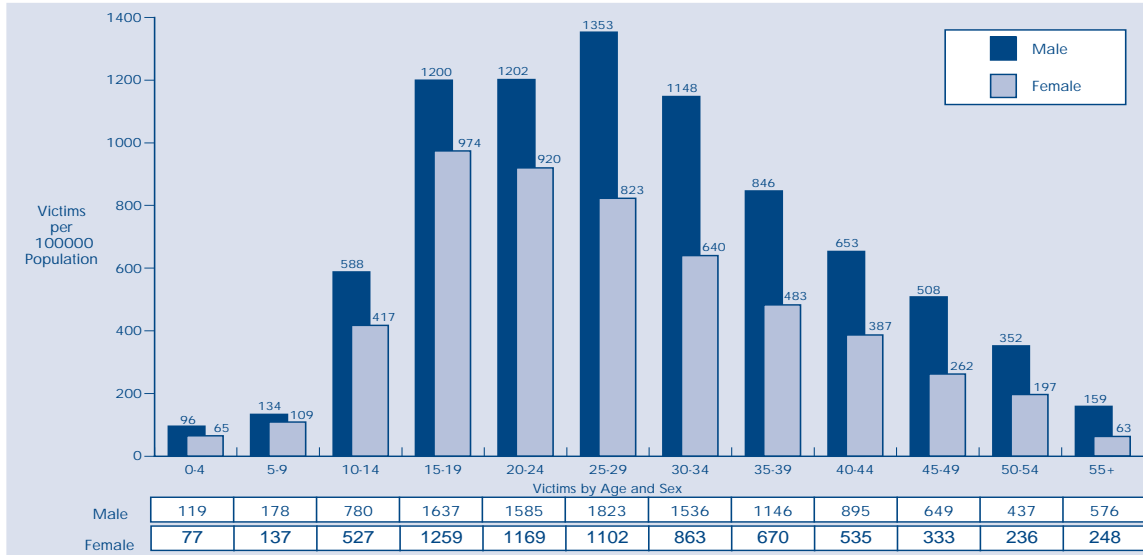
Other Homicide offences are also subject to fluctuations across age groups and from year to year as a result of low rates of victimisation. Those aged twenty-five to twenty-nine years were most likely to be victims and

this was the case for males and females. Overall, 70% of victims were male and the likelihood of being a victim decreased with increasing age.

* Only those offences where the victim's age and sex were identified are included.
 + Figures are presented separately for Homicide (Murder) and a new category, Other Homicide is used for the first time in this publication.

Victims of Crime

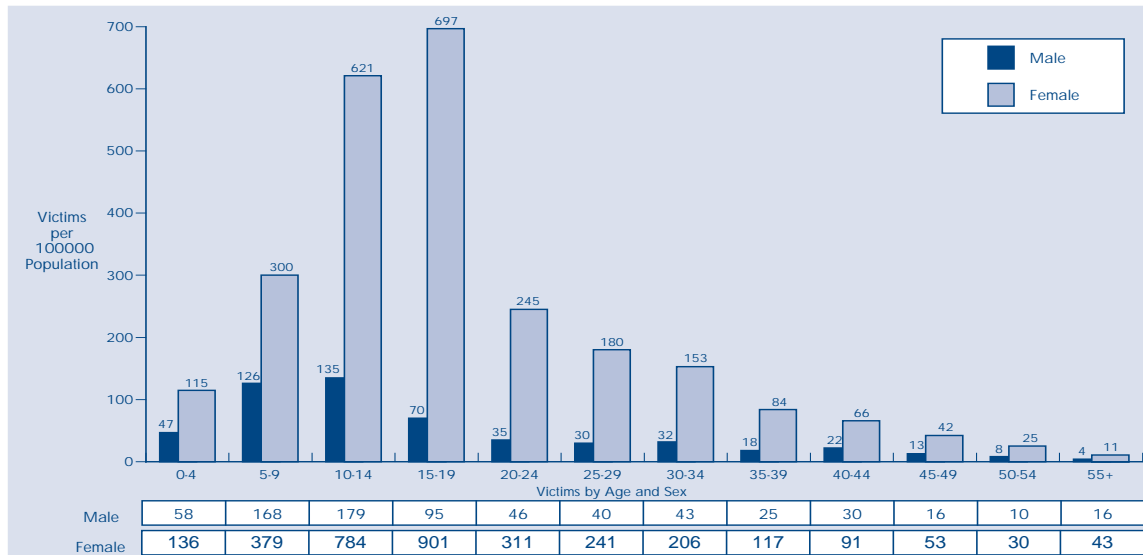
Assault - 2001/2002*



At every age, males were more likely to be victims of Assault than females (61% of victims were male). Males aged twenty-five to twenty-nine were most likely to be victims. More females aged fifteen to nineteen

years were victims compared with females in other age groups. The likelihood of being a victim of Assault decreased with increasing age as is evidenced in the graph above.

Sexual Offences - 2001/2002*



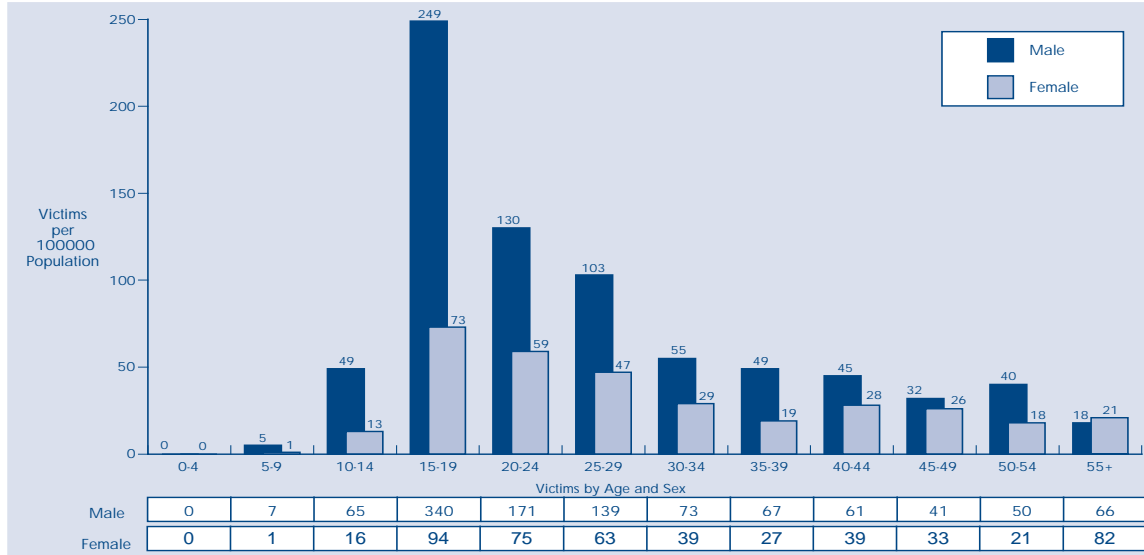
The offence category of Sexual Offences is unique in that the number of female victims far outweighs the number of male victims (82% of victims were female). At every age, females were significantly more likely to

be victims than males with females in the fifteen to nineteen age group the most likely. In fact, at this age group females were ten times more likely to be victims of Sexual Offences than males.

* Only those offences where the victim's age and sex were identified are included.

Victims of Crime

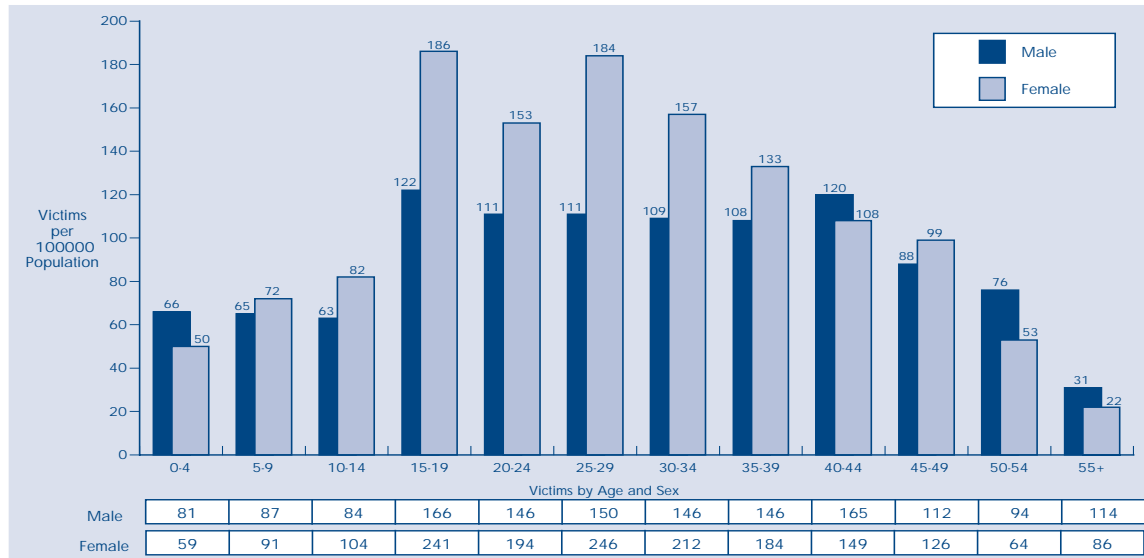
Robbery - 2001/2002*



As with most other person offence types, males were significantly more likely to be victims of Robbery than females. Males aged fifteen to nineteen were most likely to be victims. After the age of twenty, the

likelihood of being a victim decreased significantly with increasing age. Note that Robbery is unique in that a large proportion of victims are companies not individuals.

Other Offences Against the Person[^] - 2001/2002*



Other Offences Against the Person is an amalgam of a number of different offence types including Ill Treatment of Children, Stalking, Armed to Cause Fear, etc. This offence category, like Sexual Offences, is unique in that females are more likely to be victims than males. In

fact, females aged fifteen to nineteen years are most likely to be victims. The likelihood of being of victim decreases after the age of forty, another reason why this offence category is unique.

* Only those offences where the victim's age and sex were identified are included.
[^] The offence category of Other Offences Against the Person is included as a separate graph for the first time in this year's publication.