

Offenders

The tables and graphs in this section provide information on persons responsible for offences. It is important to note that Queensland Police Service offender statistics are based on offence counts and do not and cannot refer to individuals. Rather, offender data refers to the number of offences cleared or solved through an action against an offender. As such, offender data does not equate to a unique offender count and nor does it equate to the number of offences cleared. For example, an offender charged with Motor Vehicle Theft, Unlawful Entry, Assault and Other Theft (excl. Unlawful Entry) would be included four times in any offender breakdown by age and gender.

Only persons aged ten years and over are deemed to be offenders. Under Queensland law, children under ten are not held criminally responsible, although they may be involved in the commission

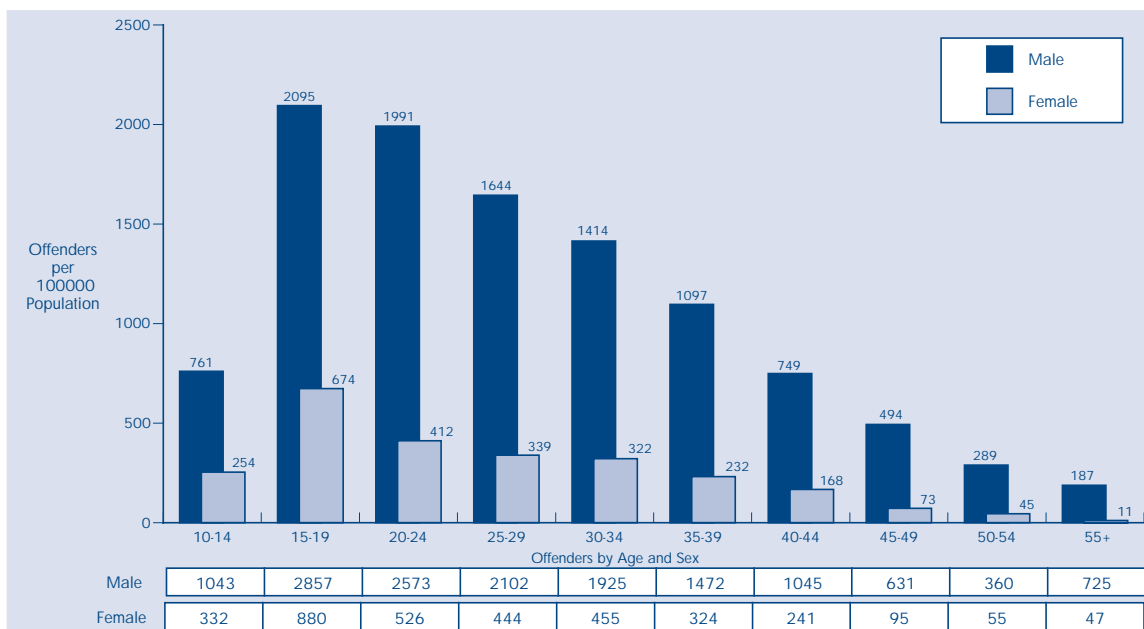
of an offence. Juvenile offenders are those aged between and including ten and sixteen years.

Offenders have not been included if their age or sex is not specified in Queensland Police Service records. Approximately (0.3%) of offenders have been excluded for this reason.

The *Population by Sex and Age for 30 June 2002* (Australian Bureau of Statistics catalogue No. 3201.0) was used to calculate the number of offenders per 100,000 population.

The reference date used to generate offender statistics for the year under review is the date an action commenced. As such, offenders proceeded against for matters reported in previous periods will be included in the following tables and graphs.

Offences Against the Person - 2002/2003*



* Only those offenders whose age and sex were identified are included.

Offenders

Queensland By Age and Sex - 2002/2003*

Offence	10 - 14		15 years		16 years		17 years		18 years		19 years	
	Male	Female	Male	Female	Male	Female	Male	Female	Male	Female	Male	Female
Homicide (Murder)	0	0	1	0	1	0	1	0	0	0	1	0
Other Homicide	0	0	1	0	3	0	4	0	4	0	4	1
Attempted Murder	0	0	0	0	1	0	3	0	2	0	0	1
Conspiracy to Murder	0	0	0	0	0	0	0	0	0	0	0	0
Manslaughter (excl. by Driving)	0	0	1	0	1	0	0	0	0	0	0	0
Driving Causing Death	0	0	0	0	1	0	1	0	2	0	4	0
Assault	546	265	281	154	369	161	445	172	424	138	374	114
Grievous Assault*	14	3	13	4	22	5	29	7	25	5	17	6
Serious Assault*	242	132	131	71	190	71	219	80	194	58	188	44
Serious Assault (Other)*	54	19	23	10	37	15	34	12	36	17	31	8
Common Assault*	236	111	114	69	120	70	163	73	169	58	138	56
Sexual Offences	260	15	83	2	62	0	56	2	50	1	49	1
Rape & Attempted Rape	26	0	19	0	14	0	14	0	11	0	14	0
Other Sexual Offences	234	15	64	2	48	0	42	2	39	1	35	1
Robbery	63	27	71	17	75	27	94	9	56	9	48	4
Armed Robbery	27	3	36	5	35	9	40	1	31	3	27	2
Unarmed Robbery	36	24	35	12	40	18	54	8	25	6	21	2
Extortion	1	0	1	0	1	0	1	0	1	0	1	0
Kidnapping & Abduction etc.	9	1	4	0	7	3	7	2	8	1	8	1
Other Offences Against the Person	164	24	45	17	59	9	63	12	50	12	44	11
Offences Against the Person	1043	332	487	190	577	200	671	197	593	161	529	132
Unlawful Entry	1979	277	1074	137	1448	81	1197	147	808	52	671	91
Unlawful Entry - Dwelling	604	96	405	95	572	38	459	80	304	44	290	27
- Without Violence	597	87	398	92	557	33	443	74	291	42	274	25
- With Violence	7	6	7	3	15	5	16	6	13	2	16	2
Unlawful Entry - Shop	278	36	206	12	313	20	224	36	204	5	167	34
Unlawful Entry - Other	1097	145	463	30	563	23	514	31	300	3	214	30
Arson	55	2	16	2	21	0	25	2	21	1	10	5
Other Property Damage	1998	364	939	131	1051	111	1477	111	930	70	640	77
Unlawful Use of Motor Vehicle	568	152	495	61	619	66	588	58	403	39	275	34
Other Theft (excl. Unlawful Entry)	3715	2427	1777	817	1801	631	2018	504	1326	410	973	346
Stealing from Dwelling	130	45	47	14	45	18	60	23	46	13	59	20
Shop Stealing	1992	2153	705	688	689	512	682	363	400	278	306	194
Vehicles (Steal from/Enter with Intent)	793	61	584	49	580	40	779	40	458	51	304	54
Other Stealing	800	168	441	66	487	61	497	78	422	68	304	78
Fraud	58	33	122	75	102	81	219	151	259	163	431	156
Fraud by Computer	3	0	1	0	7	1	4	2	16	3	8	0
Fraud by Cheque	1	10	3	2	7	2	16	4	9	3	68	8
Fraud by Credit Card	16	6	81	34	8	9	29	46	65	20	98	59
Other Fraud	38	17	37	39	80	69	170	99	169	137	257	89
Handling Stolen Goods	303	107	181	37	223	47	308	73	252	66	228	55
Possess Property Susp. Stolen	63	23	32	8	61	13	61	21	46	9	47	8
Receiving Stolen Property	138	45	69	16	69	17	76	15	72	29	59	16
Possess, Receive, etc. Tainted Property	100	39	79	12	91	17	166	37	131	27	115	30
Other Handling Stolen Goods	2	0	1	1	2	0	5	0	3	1	7	1
Offences Against Property	8676	3362	4604	1260	5265	1017	5832	1046	3999	801	3228	764
Drug Offences	766	205	614	125	990	207	1467	311	1545	296	1573	365
Prostitution Offences	0	0	1	0	0	0	6	0	14	18	15	11
Liquor (excluding Drunkenness)	86	52	165	63	252	89	80	27	54	10	62	10
Gaming Racing & Betting Offences	0	0	0	0	0	0	0	1	0	0	1	0
Breach Domestic Violence Order	0	0	1	0	12	3	34	3	77	6	94	16
Trespassing & Vagrancy Offences	567	113	249	40	304	35	296	40	172	12	148	15
Weapons Act Offences	153	5	112	8	151	6	185	18	197	22	173	11
Good Order Offences	466	203	492	202	925	275	1350	333	1629	289	1691	280
Stock Offences	0	0	0	0	0	0	4	0	1	0	0	0
Traffic and Related Offences	27	6	67	6	196	30	833	128	1455	226	1718	328
Miscellaneous Offences	262	80	147	23	149	35	175	34	155	23	116	22
Total Other Offences	2327	664	1848	467	2979	680	4430	895	5299	902	5591	1058

* Only those offenders whose age and sex were identified are included.

+ A more detailed breakdown of Assaults is presented for the first time in the current publication.

Offenders

Queensland By Age and Sex - 2002/2003*

Offence	20 - 24		25 - 29		30 - 39		40 - 49		50 - 59		60 & over	
	Male	Female	Male	Female	Male	Female	Male	Female	Male	Female	Male	Female
Homicide (Murder)	16	0	9	4	19	6	12	0	4	2	3	0
Other Homicide	28	5	17	3	33	13	16	9	13	1	5	0
Attempted Murder	16	2	11	3	25	10	13	6	9	1	2	0
Conspiracy to Murder	0	0	0	0	1	0	0	1	1	0	0	0
Manslaughter (excl. by Driving)	2	0	1	0	2	0	2	0	1	0	0	0
Driving Causing Death	10	3	5	0	5	3	1	2	2	0	3	0
Assault	1905	437	1511	341	2255	595	960	239	297	60	103	12
Grievous Assault*	124	28	92	25	111	51	61	20	13	4	6	0
Serious Assault*	901	154	694	118	1105	203	463	70	123	18	27	5
Serious Assault (Other)*	162	45	144	37	208	69	77	26	30	3	11	1
Common Assault*	718	210	581	161	831	272	359	123	131	35	59	6
Sexual Offences	189	4	214	2	543	13	393	18	319	1	212	0
Rape & Attempted Rape	59	1	66	0	111	1	84	5	33	0	24	0
Other Sexual Offences	130	3	148	2	432	12	309	13	286	1	188	0
Robbery	186	23	115	15	136	9	38	15	9	2	1	0
Armed Robbery	109	12	71	6	95	3	24	11	7	1	0	0
Unarmed Robbery	77	11	44	9	41	6	14	4	2	1	1	0
Extortion	1	0	2	0	7	1	3	0	4	0	3	0
Kidnapping & Abduction etc.	37	6	38	2	50	3	31	4	5	1	2	0
Other Offences Against the Person	211	51	196	77	354	139	223	51	74	19	31	4
Offences Against the Person	2573	526	2102	444	3397	779	1676	336	725	86	360	16
Unlawful Entry	3036	247	1795	186	1267	156	367	44	80	9	8	0
Unlawful Entry - Dwelling	1768	188	985	139	711	128	236	33	61	6	6	0
- Without Violence	1675	180	909	127	597	100	198	27	48	5	3	0
- With Violence	93	8	76	11	114	28	38	6	13	1	3	0
Unlawful Entry - Shop	412	13	340	14	116	7	27	1	2	0	0	0
Unlawful Entry - Other	856	46	470	33	440	21	104	10	17	3	2	0
Arson	35	6	15	2	29	10	18	3	5	1	1	0
Other Property Damage	2000	202	1098	142	1259	227	412	98	95	20	20	2
Unlawful Use of Motor Vehicle	900	110	524	63	518	63	171	18	33	4	10	0
Other Theft (excl. Unlawful Entry)	3495	1140	2196	829	2791	1212	881	563	381	167	163	91
Stealing from Dwelling	235	79	179	60	238	79	57	26	14	4	1	0
Shop Stealing	882	689	605	438	726	707	337	343	140	135	116	81
Vehicles (Steal from/Enter with Intent)	1241	75	549	89	628	63	160	15	30	2	10	0
Other Stealing	1137	297	863	242	1199	363	327	179	197	26	36	10
Fraud	1687	1035	1788	1034	2384	1996	1198	412	385	93	54	10
Fraud by Computer	56	2	20	3	68	11	2	2	1	0	0	0
Fraud by Cheque	168	116	289	151	388	302	201	76	97	41	7	3
Fraud by Credit Card	460	330	462	396	509	1076	239	80	52	21	15	0
Other Fraud	1003	587	1017	484	1419	607	756	254	235	31	32	7
Handling Stolen Goods	891	345	781	239	966	276	350	110	98	43	18	4
Possess Property Susp. Stolen	150	50	141	30	150	43	65	19	6	4	5	2
Receiving Stolen Property	194	93	142	58	160	55	57	18	21	4	4	1
Possess, Receive, etc. Tainted Property	531	198	484	147	632	175	223	73	67	35	9	1
Other Handling Stolen Goods	16	4	14	4	24	3	5	0	4	0	0	0
Offences Against Property	12044	3085	8197	2495	9214	3940	3397	1248	1077	337	274	107
Drug Offences	6377	1664	4766	1327	6584	2008	3134	911	702	113	129	4
Prostitution Offences	111	85	163	43	222	140	151	61	66	18	14	1
Liquor (excluding Drunkenness)	233	45	194	33	284	76	161	39	44	8	12	3
Gaming Racing & Betting Offences	1	0	0	0	2	0	0	1	0	0	0	0
Breach Domestic Violence Order	790	63	1050	103	2264	201	1050	125	277	24	46	0
Trespassing Vagrancy Offences	401	53	229	50	265	75	153	36	67	16	19	3
Weapons Act Offences	645	57	567	65	964	99	650	63	338	15	159	14
Good Order Offences	5775	979	3414	733	4209	1148	1680	507	432	105	132	18
Stock Offences	3	0	0	1	8	1	7	0	6	0	10	0
Traffic and Related Offences	7482	1268	5258	895	7209	1571	4098	1011	1985	352	653	71
Miscellaneous Offences	470	104	397	70	509	176	277	66	113	24	42	9
Other Offences	22288	4318	16038	3320	22520	5495	11361	2820	4030	675	1216	123

* Only those offenders whose age and sex were identified are included.

+ A more detailed breakdown of Assaults is presented for the first time in the current publication.

Offenders

Queensland By Type of Action[^] by Age - 2002/2003*

Offence	Arrest		Caution		Comm. Conference		Notice to Appear	
	Juvenile	Adult	Juvenile	Adult	Juvenile	Adult	Juvenile	Adult
Homicide (Murder)	2	70	0	0	0	0	0	0
Other Homicide	3	120	0	0	0	0	0	16
Attempted Murder	1	101	0	0	0	0	0	0
Conspiracy to Murder	0	3	0	0	0	0	0	0
Manslaughter (excl. by Driving)	2	8	0	0	0	0	0	0
Driving Causing Death	0	8	0	0	0	0	0	16
Assault	513	6190	677	14	30	8	1	3685
Grievous Assault*	36	476	11	0	2	0	0	123
Serious Assault*	171	2374	374	4	19	4	1	2041
Serious Assault (Other)*	92	779	25	0	1	3	0	145
Common Assault*	214	2561	267	10	8	1	0	1376
Sexual Offences	102	1474	229	4	7	4	1	355
Rape & Attempted Rape	35	388	13	0	1	1	0	13
Other Sexual Offences	67	1086	216	4	6	3	1	342
Robbery	185	687	30	0	5	0	0	62
Armed Robbery	93	411	13	0	1	0	0	21
Unarmed Robbery	92	276	17	0	4	0	0	41
Extortion	0	20	2	0	0	0	0	4
Kidnapping & Abduction etc.	11	186	7	0	0	0	0	16
Other Offences Against the Person	73	873	173	7	10	0	0	370
Offences Against the Person	889	9620	1118	25	52	12	2	4508
Unlawful Entry	2043	7276	1576	21	102	1	12	2534
Unlawful Entry - Dwelling	898	4050	469	7	18	0	4	1214
- Without Violence	872	3732	460	6	17	0	4	1095
- With Violence	26	318	6	1	1	0	0	118
Unlawful Entry - Shop	421	1169	193	2	16	1	5	388
Unlawful Entry - Other	724	2057	914	12	68	0	3	932
Arson	26	131	37	0	7	0	0	51
Other Property Damage	1021	4664	2122	22	195	3	5	3965
Unlawful Use of Motor Vehicle	914	2663	409	6	31	1	2	1001
Other Theft (excl. Unlawful Entry)	1708	7857	6192	80	125	15	19	11062
Stealing from Dwelling	60	547	123	1	6	2	0	610
Shop Stealing	339	1383	4543	50	57	11	12	5861
Vehicles (Steal from/Enter with Intent)	840	2926	680	9	26	1	2	1478
Other Stealing	469	3001	846	20	36	1	5	3113
Fraud	52	6404	230	13	35	1	0	6603
Fraud by Computer	0	75	5	2	1	0	0	74
Fraud by Cheque	8	872	11	1	0	0	0	960
Fraud by Credit Card	4	2567	85	1	15	0	0	1319
Other Fraud	40	2890	129	9	19	1	0	4250
Handling Stolen Goods	218	2210	268	5	7	2	5	2781
Possess Property Susp. Stolen	45	327	31	0	2	0	0	516
Receiving Stolen Property	83	489	147	3	1	1	0	570
Possess, Receive, etc. Tainted Property	88	1332	89	2	4	1	5	1680
Other Handling Stolen Goods	2	62	1	0	0	0	0	15
Offences Against Property	5982	31205	10834	147	502	23	43	27997
Drug Offences	269	7528	1396	19	23	4	6	16326
Prostitution Offences	0	99	1	0	0	0	0	1040
Liquor (excluding Drunkenness)	105	806	421	5	4	0	1	494
Gaming Racing & Betting Offences	0	0	0	0	0	0	0	6
Breach Domestic Violence Order	10	3359	1	0	0	0	0	2479
Trespassing & Vagrancy Offences	207	899	595	11	13	1	0	1100
Weapons Act Offences	65	1279	235	14	5	0	0	2873
Good Order Offences	1093	17611	360	18	53	6	6	6824
Stock Offences	0	3	0	0	0	0	0	32
Traffic and Related Offences	108	7804	41	1	0	8	2	28236
Miscellaneous Offences	107	983	296	20	25	0	0	1615
Total Other Offences	1964	40371	3346	88	123	19	15	61025

[^] See Glossary for definitions and inclusions (page 152)

* Only those offenders whose age and sex were identified are included.

+ A more detailed breakdown of Assaults is presented for the first time in the current publication.

Offenders

Queensland By Type of Action[^] by Age - 2002/2003*

Offence	Notice to Attend		Summons		Warrant		Other	
	Juvenile	Adult**	Juvenile	Adult	Juvenile	Adult	Juvenile	Adult
Homicide (Murder)	0	0	0	0	0	0	0	7
Other Homicide	1	0	0	15	0	2	0	3
Attempted Murder	0	0	0	0	0	2	0	1
Conspiracy to Murder	0	0	0	0	0	0	0	0
Manslaughter (excl. by Driving)	0	0	0	0	0	0	0	0
Driving Causing Death	1	0	0	15	0	0	0	2
Assault	487	39	9	103	0	43	59	300
Grievous Assault*	10	2	0	8	0	5	2	10
Serious Assault*	245	25	6	50	0	21	21	145
Serious Assault (Other)*	37	0	1	8	0	5	2	11
Common Assault*	195	12	2	37	0	12	34	134
Sexual Offences	45	16	0	17	0	7	38	190
Rape & Attempted Rape	8	2	0	3	0	2	2	14
Other Sexual Offences	37	14	0	14	0	5	36	176
Robbery	57	2	2	1	0	6	1	11
Armed Robbery	7	1	0	0	0	1	1	9
Unarmed Robbery	50	1	2	1	0	5	0	2
Extortion	1	0	0	0	0	0	0	0
Kidnapping & Abduction etc.	6	0	0	1	0	1	0	2
Other Offences Against the Person	44	1	0	21	0	7	18	343
Offences Against the Person	641	58	11	158	0	66	116	856
Unlawful Entry	1215	76	8	18	0	38	40	197
Unlawful Entry - Dwelling	409	28	2	11	0	28	10	127
- Without Violence	399	28	2	10	0	25	10	122
- With Violence	10	0	0	1	0	3	0	5
Unlawful Entry - Shop	219	18	3	3	0	2	8	19
Unlawful Entry - Other	587	30	3	4	0	8	22	51
Arson	25	2	0	1	0	1	1	3
Other Property Damage	1167	54	7	38	1	17	76	117
Unlawful Use of Motor Vehicle	581	54	3	13	1	15	20	58
Other Theft (excl. Unlawful Entry)	2983	88	11	77	2	54	128	253
Stealing from Dwelling	104	3	0	7	1	6	5	17
Shop Stealing	1690	26	4	10	0	7	94	74
Vehicles (Steal from/Enter with Intent)	546	36	4	18	0	11	9	69
Other Stealing	643	23	3	42	1	30	20	93
Fraud	136	12	2	92	8	101	8	229
Fraud by Computer	6	0	0	0	0	3	0	44
Fraud by Cheque	6	1	0	25	0	33	0	55
Fraud by Credit Card	37	1	1	5	8	6	4	58
Other Fraud	87	10	1	62	0	59	4	72
Handling Stolen Goods	393	11	1	17	2	39	4	38
Possess Property Susp. Stolen	120	3	1	3	0	3	1	5
Receiving Stolen Property	122	3	0	3	0	1	1	4
Possess, Receive, etc. Tainted Property	149	5	0	9	1	32	2	20
Other Handling Stolen Goods	2	0	0	2	1	3	0	9
Offences Against Property	6500	297	32	256	14	265	277	895
Drug Offences	497	9	1	31	0	33	715	9326
Prostitution Offences	0	0	0	0	0	0	0	0
Liquor (excluding Drunkenness)	169	1	1	53	0	1	6	15
Gaming Racing & Betting Offences	0	0	0	0	0	0	0	0
Breach Domestic Violence Order	4	0	0	40	0	20	1	325
Trespassing & Vagrancy Offences	464	4	5	21	0	3	24	11
Weapons Act Offences	125	0	3	29	0	7	2	40
Good Order Offences	1018	11	7	103	0	51	26	80
Stock Offences	0	0	0	4	0	0	0	2
Traffic and Related Offences	177	3	0	346	0	77	4	66
Miscellaneous Offences	165	2	1	73	0	20	102	69
Total Other Offences	2619	30	18	700	0	212	880	9934

[^] See Glossary for definitions and inclusions (page 152).

* Only those offenders whose age and sex were identified are included.

** Persons aged 17 years (adult) may be served with a Notice to Attend for offences committed when 16 years of age (*Juvenile Justice Act, 1992*).

+ A more detailed breakdown of Assaults is presented for the first time in the current publication.

Offenders

Regions By Age and Sex - 2002/2003*

Offence	10 - 14		15 years		16 years		17 years		18 years		19 years	
	Male	Female	Male	Female	Male	Female	Male	Female	Male	Female	Male	Female
Far Northern Region												
Homicide (Murder)	0	0	0	0	0	0	0	0	0	0	0	0
Other Homicide	0	0	1	0	0	0	0	0	1	0	0	1
Assault	72	36	34	18	34	20	46	17	66	17	58	25
Sexual Offences	128	9	6	1	6	0	19	0	10	0	8	0
Robbery	7	7	6	0	5	0	4	2	2	0	3	0
All Other Offences Against the Person [^]	80	1	6	1	6	1	3	2	2	2	6	2
Offences Against the Person	287	53	53	20	51	21	72	21	81	19	75	28
Unlawful Entry	310	56	159	9	201	5	129	18	121	1	87	18
Arson	10	0	3	0	0	0	0	0	1	0	1	0
Other Property Damage	185	58	60	11	74	11	84	11	78	6	71	10
Unlawful Use of Motor Vehicle	54	6	23	0	33	1	30	1	28	0	12	4
Other Theft (excl. Unlawful Entry)	423	181	184	56	68	19	107	30	94	17	53	16
Fraud	7	0	12	18	4	0	32	11	17	37	14	11
Handling Stolen Goods	40	9	17	4	11	0	21	4	19	12	20	6
Offences Against Property	1029	310	458	98	391	36	403	75	358	73	258	65
Northern Region												
Homicide (Murder)	0	0	0	0	0	0	1	0	0	0	0	0
Other Homicide	0	0	0	0	1	0	1	0	1	0	1	0
Assault	56	38	27	13	52	15	46	19	44	12	54	18
Sexual Offences	24	1	2	0	5	0	2	0	3	0	5	0
Robbery	2	1	3	1	4	1	5	1	3	0	5	0
All Other Offences Against the Person [^]	10	4	2	1	6	0	4	5	10	1	0	1
Offences Against the Person	92	44	34	15	68	16	59	25	61	13	65	19
Unlawful Entry	355	37	144	50	197	4	135	17	131	8	60	4
Arson	2	1	1	0	6	0	2	0	6	0	0	0
Other Property Damage	212	48	79	13	98	9	81	10	97	4	44	18
Unlawful Use of Motor Vehicle	73	7	67	5	100	2	42	9	42	4	22	0
Other Theft (excl. Unlawful Entry)	282	147	130	51	165	23	116	15	96	9	59	25
Fraud	5	5	2	2	5	5	10	1	11	6	5	10
Handling Stolen Goods	44	14	24	6	27	2	19	6	12	3	19	2
Offences Against Property	973	259	447	127	598	45	405	58	395	34	209	59
Central Region												
Homicide (Murder)	0	0	0	0	0	0	0	0	0	0	0	0
Other Homicide	0	0	0	0	0	0	0	0	1	0	0	0
Assault	59	22	27	17	41	14	42	14	45	16	29	6
Sexual Offences	20	0	23	0	9	0	11	0	10	0	3	1
Robbery	1	0	5	3	4	0	5	0	4	0	1	0
All Other Offences Against the Person [^]	12	2	7	1	3	1	8	0	8	1	2	2
Offences Against the Person	92	24	62	21	57	15	66	14	68	17	35	9
Unlawful Entry	283	53	167	22	208	12	136	13	75	7	41	13
Arson	7	0	0	1	6	0	3	2	3	0	3	0
Other Property Damage	264	46	134	24	106	13	94	8	101	8	82	6
Unlawful Use of Motor Vehicle	45	7	44	6	53	4	36	3	17	0	14	1
Other Theft (excl. Unlawful Entry)	452	216	201	84	167	48	165	35	125	40	90	36
Fraud	2	2	5	5	18	8	15	26	32	24	55	0
Handling Stolen Goods	33	13	19	4	21	2	21	4	25	5	14	1
Offences Against Property	1086	337	570	146	579	87	470	91	378	84	299	57
North Coast Region												
Homicide (Murder)	0	0	0	0	0	0	0	0	0	0	0	0
Other Homicide	0	0	0	0	1	0	2	0	0	0	1	0
Assault	119	58	37	34	61	36	72	23	77	23	52	12
Sexual Offences	20	0	18	0	8	0	3	0	5	0	2	0
Robbery	12	3	4	6	7	3	12	2	6	2	6	0
All Other Offences Against the Person [^]	9	9	13	3	14	2	6	1	6	3	6	1
Offences Against the Person	160	70	72	43	91	41	95	26	94	28	67	13
Unlawful Entry	399	54	175	23	245	16	199	4	182	10	175	6
Arson	8	0	8	0	4	0	2	0	1	1	2	1
Other Property Damage	385	64	191	20	313	23	375	16	172	13	118	10
Unlawful Use of Motor Vehicle	110	29	114	17	123	7	96	4	93	5	41	7
Other Theft (excl. Unlawful Entry)	973	633	442	196	467	107	507	91	280	79	176	62
Fraud	15	15	21	9	36	27	30	17	63	22	18	14
Handling Stolen Goods	55	28	39	7	44	2	67	9	55	9	37	6
Offences Against Property	1945	823	990	272	1232	182	1276	141	846	139	567	106

* Only those offenders whose age and sex were identified are included.

[^] All Other Offences Against the Person includes the offence sub-divisions of Extortion, and Kidnapping, Abduction and Deprivation of Liberty.

Offenders

Regions By Age and Sex - 2002/2003*

Offence	20 - 24		25 - 29		30 - 39		40 - 49		50 - 59		60 & over	
	Male	Female	Male	Female	Male	Female	Male	Female	Male	Female	Male	Female
Far Northern Region												
Homicide (Murder)	3	0	0	1	7	1	1	0	0	1	1	0
Other Homicide	1	0	1	0	1	0	1	0	1	0	0	0
Assault	242	79	264	57	385	101	144	28	27	14	16	2
Sexual Offences	20	2	12	0	64	1	37	3	43	0	14	0
Robbery	11	2	8	1	7	0	1	0	0	0	0	0
All Other Offences Against the Person [^]	13	13	25	19	56	39	39	17	12	5	5	0
Offences Against the Person	290	96	310	78	520	142	223	48	83	20	36	2
Unlawful Entry	303	24	125	10	103	8	30	1	4	1	3	0
Arson	2	0	4	1	4	0	2	0	1	0	0	0
Other Property Damage	164	45	130	18	153	40	39	10	14	1	2	0
Unlawful Use of Motor Vehicle	73	4	23	1	26	2	4	0	1	0	0	0
Other Theft (excl. Unlawful Entry)	250	121	142	50	195	55	61	26	31	7	8	4
Fraud	51	38	101	35	165	92	141	25	6	0	2	2
Handling Stolen Goods	68	7	50	9	50	12	20	9	3	1	1	0
Offences Against Property	911	239	575	124	696	209	297	71	60	10	16	6
Northern Region												
Homicide (Murder)	0	0	1	1	1	0	1	0	1	0	0	0
Other Homicide	1	1	1	0	4	1	2	1	1	0	0	0
Assault	275	58	212	50	324	90	130	53	33	9	9	5
Sexual Offences	17	0	18	0	68	0	28	1	16	1	23	0
Robbery	8	0	9	1	9	2	2	2	0	1	0	0
All Other Offences Against the Person [^]	27	6	19	19	51	24	23	6	8	4	1	0
Offences Against the Person	328	65	260	71	457	117	186	63	59	15	33	5
Unlawful Entry	234	24	132	13	64	9	20	1	3	1	1	0
Arson	3	0	1	0	3	0	4	0	0	0	0	0
Other Property Damage	181	15	105	8	96	22	42	10	8	1	2	0
Unlawful Use of Motor Vehicle	42	3	40	2	15	4	10	0	2	0	0	0
Other Theft (excl. Unlawful Entry)	179	49	109	37	138	43	53	26	10	5	7	4
Fraud	69	47	77	16	88	53	28	16	13	17	1	1
Handling Stolen Goods	63	9	42	16	44	5	17	1	7	1	1	0
Offences Against Property	771	147	506	92	448	136	174	54	43	25	12	5
Central Region												
Homicide (Murder)	3	0	0	1	1	0	0	0	0	0	1	0
Other Homicide	4	0	1	0	4	1	1	1	2	0	0	0
Assault	237	41	132	47	214	73	83	27	35	5	6	2
Sexual Offences	25	0	22	1	57	3	53	6	16	0	37	0
Robbery	9	2	2	1	8	2	0	0	0	0	0	0
All Other Offences Against the Person [^]	30	1	31	7	35	12	16	5	8	2	5	0
Offences Against the Person	308	44	188	57	319	91	153	39	61	7	49	2
Unlawful Entry	252	22	118	33	77	14	39	3	7	1	0	0
Arson	6	0	2	0	0	0	0	0	2	0	0	0
Other Property Damage	274	20	94	21	141	29	43	14	10	3	7	0
Unlawful Use of Motor Vehicle	60	9	26	1	30	5	10	0	2	1	0	0
Other Theft (excl. Unlawful Entry)	292	68	170	99	154	87	73	24	32	9	12	3
Fraud	123	134	161	193	146	83	104	28	48	4	3	0
Handling Stolen Goods	80	27	41	18	45	20	19	5	4	0	0	0
Offences Against Property	1087	280	612	365	593	238	288	74	105	18	22	3
North Coast Region												
Homicide (Murder)	1	0	4	0	3	3	3	0	0	0	0	0
Other Homicide	4	2	3	1	5	6	1	2	1	1	1	0
Assault	285	65	218	38	367	94	164	32	40	7	9	1
Sexual Offences	14	0	34	0	92	5	74	0	45	0	51	0
Robbery	20	4	14	0	18	2	9	1	1	1	0	0
All Other Offences Against the Person [^]	35	7	46	8	76	19	54	5	13	4	8	1
Offences Against the Person	359	78	319	47	561	129	305	40	100	13	69	2
Unlawful Entry	882	33	204	18	157	31	61	11	4	0	0	0
Arson	8	2	2	1	11	4	1	0	1	1	0	0
Other Property Damage	517	29	152	23	169	39	72	23	12	3	1	1
Unlawful Use of Motor Vehicle	224	13	43	13	70	11	13	2	5	1	2	0
Other Theft (excl. Unlawful Entry)	883	144	281	107	417	180	131	62	36	29	35	15
Fraud	188	105	206	116	349	246	121	77	52	13	8	1
Handling Stolen Goods	129	28	90	19	103	31	37	17	2	0	5	1
Offences Against Property	2831	354	978	297	1276	542	436	192	112	47	51	18

* Only those offenders whose age and sex were identified are included.

[^] All Other Offences Against the Person includes the offence sub-divisions of Extortion, and Kidnapping, Abduction and Deprivation of Liberty.

Offenders

Regions By Age and Sex - 2002/2003*

Offence	10 - 14		15 years		16 years		17 years		18 years		19 years	
	Male	Female	Male	Female	Male	Female	Male	Female	Male	Female	Male	Female
Southern Region												
Homicide (Murder)	0	0	0	0	0	0	0	0	0	0	0	0
Other Homicide	0	0	0	0	0	0	0	0	0	0	0	0
Assault	64	27	38	21	55	27	51	30	46	17	54	20
Sexual Offences	30	2	9	0	8	0	5	0	6	0	9	0
Robbery	7	2	11	2	9	4	13	2	2	2	3	1
All Other Offences Against the Person [^]	11	2	6	5	11	2	9	2	7	1	14	4
Offences Against the Person	112	33	64	28	83	33	78	34	61	20	80	25
Unlawful Entry	321	29	215	13	251	24	167	28	100	16	123	16
Arson	7	1	0	1	2	0	5	0	3	0	1	2
Other Property Damage	258	50	114	21	136	14	160	28	111	11	115	10
Unlawful Use of Motor Vehicle	42	6	69	5	74	4	65	10	25	3	33	2
Other Theft (excl. Unlawful Entry)	427	214	183	72	225	110	195	82	162	43	125	39
Fraud	18	2	4	6	6	5	34	19	38	2	70	16
Handling Stolen Goods	32	6	20	0	16	5	35	14	27	2	23	8
Offences Against Property	1105	308	605	118	710	162	661	181	466	77	490	93
South Eastern Region												
Homicide (Murder)	0	0	0	0	0	0	0	0	0	0	0	0
Other Homicide	0	0	0	0	0	0	0	0	1	0	1	0
Assault	59	35	29	22	35	22	55	30	50	27	40	13
Sexual Offences	26	2	11	0	13	0	3	2	4	1	5	0
Robbery	16	2	15	3	17	9	7	1	7	2	4	0
All Other Offences Against the Person [^]	19	1	6	0	5	1	10	3	13	3	13	1
Offences Against the Person	120	40	61	25	70	32	75	36	75	33	63	14
Unlawful Entry	119	10	91	5	113	5	165	27	57	3	89	7
Arson	6	0	1	0	3	0	9	0	3	0	1	0
Other Property Damage	221	22	90	21	82	15	101	12	92	7	77	6
Unlawful Use of Motor Vehicle	131	17	84	16	97	14	165	10	85	12	59	8
Other Theft (excl. Unlawful Entry)	470	383	221	145	239	99	368	98	247	100	180	49
Fraud	5	6	16	29	10	13	27	44	38	29	114	35
Handling Stolen Goods	26	7	20	5	32	10	36	8	46	6	33	11
Offences Against Property	978	445	523	221	576	156	871	199	568	157	553	116
Metropolitan North Region												
Homicide (Murder)	0	0	0	0	0	0	0	0	0	0	0	0
Other Homicide	0	0	0	0	1	0	1	0	0	0	0	0
Assault	61	21	49	14	44	16	87	16	59	17	49	14
Sexual Offences	5	1	6	0	4	0	10	0	2	0	6	0
Robbery	13	8	20	0	15	5	22	0	18	0	17	3
All Other Offences Against the Person [^]	18	2	5	4	11	2	19	0	6	2	6	0
Offences Against the Person	97	32	80	18	75	23	139	16	85	19	78	17
Unlawful Entry	83	13	52	3	93	9	137	12	56	1	42	24
Arson	5	0	0	0	0	0	2	0	4	0	1	2
Other Property Damage	244	38	168	10	123	13	393	10	151	4	74	11
Unlawful Use of Motor Vehicle	36	51	30	1	61	13	73	12	58	9	37	10
Other Theft (excl. Unlawful Entry)	342	435	228	127	269	128	306	98	191	63	174	81
Fraud	6	1	6	5	9	10	43	21	43	17	74	55
Handling Stolen Goods	38	15	19	6	38	15	57	19	35	15	44	13
Offences Against Property	754	553	503	152	593	188	1011	172	538	109	446	196
Metropolitan South Region												
Homicide (Murder)	0	0	1	0	1	0	0	0	0	0	1	0
Other Homicide	0	0	0	0	0	0	0	0	0	0	1	0
Assault	56	28	40	15	47	11	46	23	37	9	38	6
Sexual Offences	7	0	8	1	9	0	3	0	10	0	11	0
Robbery	5	4	7	2	14	5	26	1	14	3	9	0
All Other Offences Against the Person [^]	15	4	5	2	11	3	12	1	7	0	6	1
Offences Against the Person	83	36	61	20	82	19	87	25	68	12	66	7
Unlawful Entry	109	25	71	12	140	6	129	28	86	6	54	3
Arson	10	0	3	0	0	0	2	0	0	0	1	0
Other Property Damage	229	38	103	11	119	13	189	16	128	17	59	6
Unlawful Use of Motor Vehicle	77	29	64	11	78	21	81	9	55	6	57	2
Other Theft (excl. Unlawful Entry)	346	218	188	86	201	97	254	55	131	59	116	38
Fraud	0	2	56	1	14	13	28	12	17	26	81	15
Handling Stolen Goods	35	15	23	5	34	11	52	9	33	14	38	8
Offences Against Property	806	327	508	126	586	161	735	129	450	128	406	72

* Only those offenders whose age and sex were identified are included.

[^] All Other Offences Against the Person includes the offence sub-divisions of Extortion, and Kidnapping, Abduction and Deprivation of Liberty.

Offenders

Regions By Age and Sex - 2002/2003*

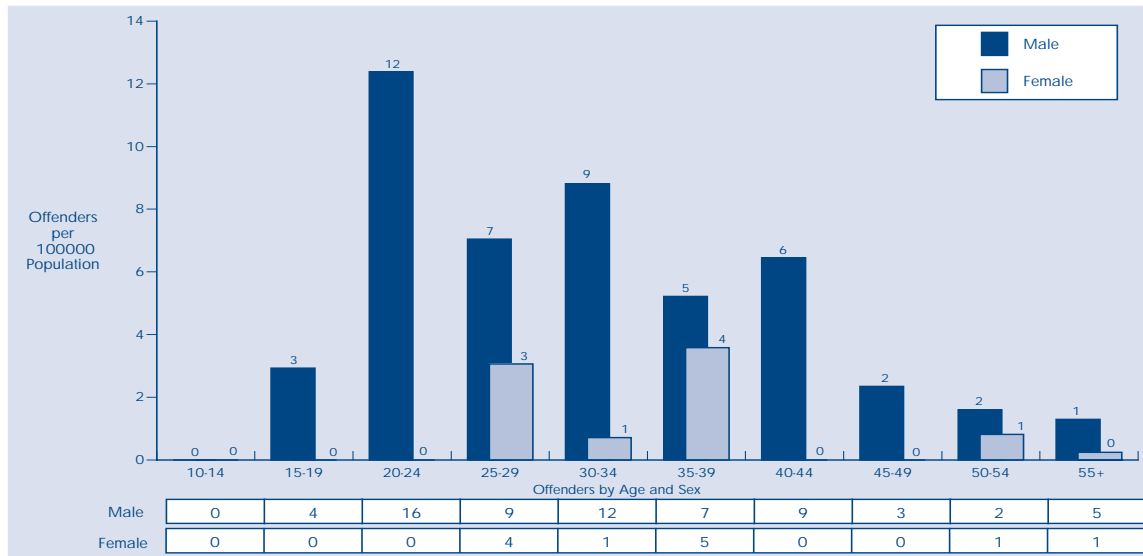
Offence	20 - 24		25 - 29		30 - 39		40 - 49		50 - 59		60 & over	
	Male	Female	Male	Female	Male	Female	Male	Female	Male	Female	Male	Female
Southern Region												
Homicide (Murder)	2	0	0	0	2	2	4	0	0	0	0	0
Other Homicide	3	1	1	0	7	1	2	3	2	0	1	0
Assault	214	70	174	52	253	83	101	50	38	4	12	1
Sexual Offences	41	0	18	0	78	0	62	3	30	0	25	0
Robbery	20	1	10	2	7	0	1	1	0	0	0	0
All Other Offences Against the Person [^]	37	10	22	7	45	26	34	8	9	0	4	2
Offences Against the Person	317	82	225	61	392	112	204	65	79	4	42	3
Unlawful Entry	266	23	238	25	117	35	47	2	9	1	0	0
Arson	2	1	2	0	2	1	2	1	1	0	0	0
Other Property Damage	242	27	152	17	142	44	56	2	6	3	3	0
Unlawful Use of Motor Vehicle	62	5	34	7	49	4	14	1	0	0	0	0
Other Theft (excl. Unlawful Entry)	289	144	173	71	191	126	70	57	29	11	16	1
Fraud	212	120	167	162	203	166	87	63	42	15	3	2
Handling Stolen Goods	68	36	84	27	81	23	38	2	12	23	2	0
Offences Against Property	1141	356	850	309	785	399	314	128	99	53	24	3
South Eastern Region												
Homicide (Murder)	0	0	1	0	1	0	1	0	1	0	0	0
Other Homicide	4	1	3	1	3	0	1	0	1	0	0	0
Assault	244	47	186	46	280	67	139	20	49	10	14	1
Sexual Offences	21	1	39	0	73	3	51	2	116	0	18	0
Robbery	34	6	33	3	31	2	9	8	2	0	1	0
All Other Offences Against the Person [^]	39	6	34	9	51	8	27	5	8	0	4	1
Offences Against the Person	342	61	296	59	439	80	228	35	177	10	37	2
Unlawful Entry	386	19	327	18	262	17	52	10	25	3	0	0
Arson	4	1	1	0	3	1	1	0	0	0	0	0
Other Property Damage	229	29	185	16	193	21	58	16	14	1	1	0
Unlawful Use of Motor Vehicle	177	26	151	14	146	13	41	6	15	2	6	0
Other Theft (excl. Unlawful Entry)	572	190	428	152	591	245	199	120	110	54	38	25
Fraud	413	183	299	182	536	364	300	69	85	16	22	2
Handling Stolen Goods	145	53	168	38	200	67	98	22	31	11	4	0
Offences Against Property	1926	501	1559	420	1931	728	749	243	280	87	71	27
Metropolitan North Region												
Homicide (Murder)	3	0	1	1	1	0	1	0	2	1	0	0
Other Homicide	9	0	5	1	4	0	5	1	3	0	2	0
Assault	275	42	212	31	245	52	93	17	40	7	22	0
Sexual Offences	23	1	41	1	46	0	38	2	25	0	22	0
Robbery	40	5	20	6	31	1	10	2	5	0	0	0
All Other Offences Against the Person [^]	41	9	35	4	51	8	31	2	13	4	3	0
Offences Against the Person	391	57	314	44	378	61	178	24	88	12	49	0
Unlawful Entry	314	55	362	28	226	29	67	9	12	1	3	0
Arson	6	0	1	0	4	0	4	0	0	0	0	0
Other Property Damage	234	18	146	23	172	16	58	14	12	6	0	1
Unlawful Use of Motor Vehicle	141	24	110	12	91	15	47	7	5	0	1	0
Other Theft (excl. Unlawful Entry)	616	238	538	158	585	274	169	110	47	29	30	21
Fraud	316	223	405	156	397	439	207	55	60	8	9	2
Handling Stolen Goods	175	106	173	60	224	59	80	21	13	3	5	1
Offences Against Property	1802	664	1735	437	1699	832	632	216	149	47	48	25
Metropolitan South Region												
Homicide (Murder)	4	0	2	0	3	0	1	0	0	0	1	0
Other Homicide	2	0	2	0	5	4	3	1	2	0	1	0
Assault	133	35	113	20	187	35	106	12	35	4	15	0
Sexual Offences	28	0	30	0	65	1	50	1	28	0	22	0
Robbery	44	3	19	1	25	0	6	1	1	0	0	0
All Other Offences Against the Person [^]	27	5	24	6	46	7	33	7	12	1	6	0
Offences Against the Person	238	43	190	27	331	47	199	22	78	5	45	0
Unlawful Entry	399	47	289	41	261	13	51	7	16	1	1	0
Arson	4	2	2	0	2	4	4	2	0	0	1	0
Other Property Damage	159	19	134	16	193	16	44	9	19	2	4	0
Unlawful Use of Motor Vehicle	121	26	97	13	91	9	32	2	3	0	1	0
Other Theft (excl. Unlawful Entry)	414	186	355	155	520	202	125	138	86	23	17	18
Fraud	315	185	372	174	500	553	210	79	79	20	6	0
Handling Stolen Goods	163	79	133	52	219	59	41	33	26	4	0	2
Offences Against Property	1575	544	1382	451	1786	856	507	270	229	50	30	20

* Only those offenders whose age and sex were identified are included.

[^] All Other Offences Against the Person includes the offence sub-divisions of Extortion, and Kidnapping, Abduction and Deprivation of Liberty.

Offenders

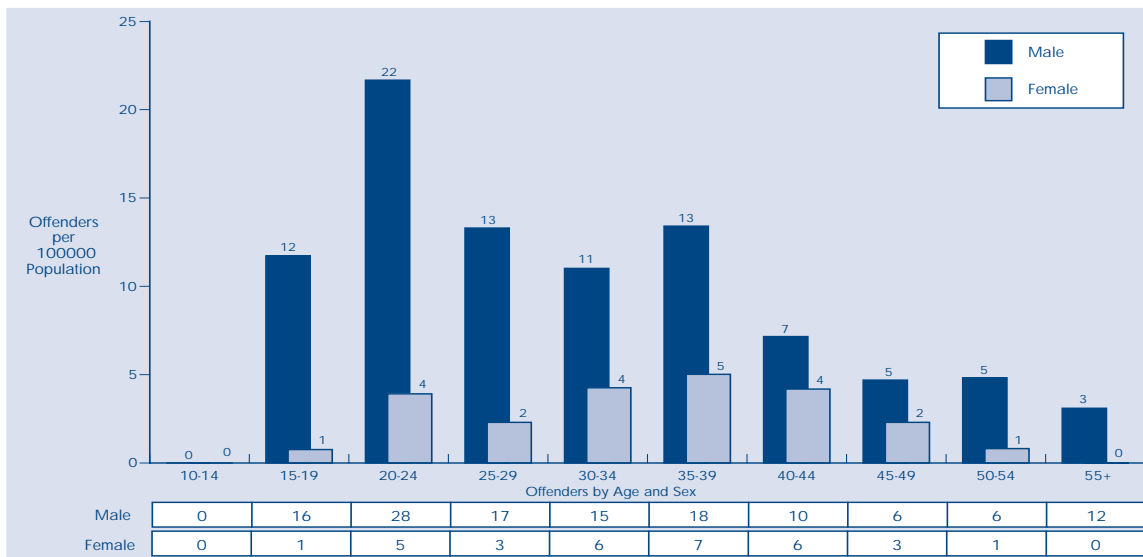
Homicide (Murder) - 2002/2003*



For all age groups, males were more likely than females to commit Homicide (Murder) with males aged twenty to thirty-four years most likely to offend. Of those proceeded against for Homicide, 85% were male. As with

most offence types, the likelihood of offending decreased significantly with increasing age for both males and females.

Other Homicide - 2002/2003*



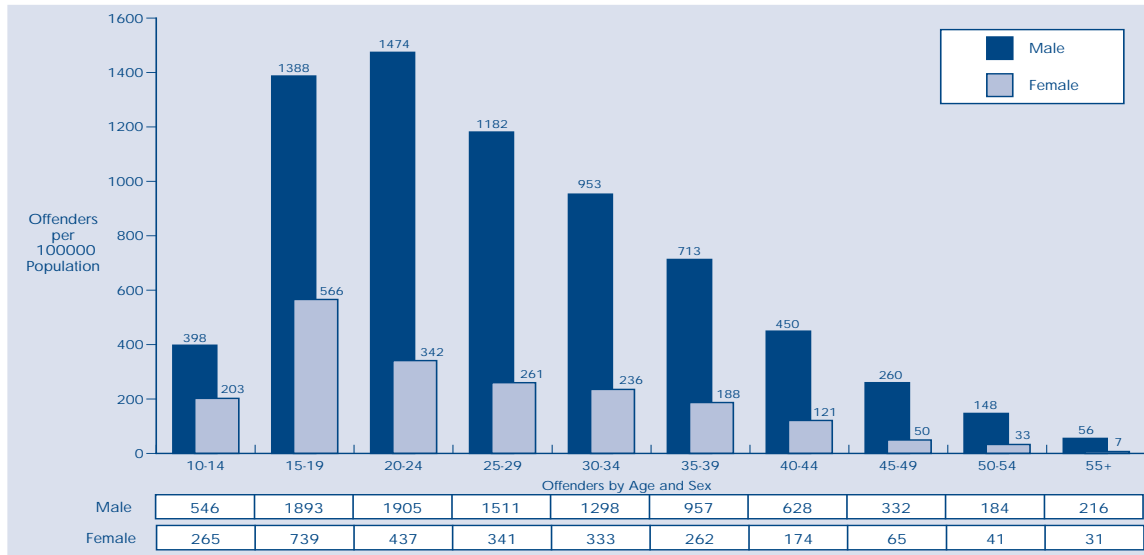
Males aged twenty to twenty-four years were most likely to commit Other Homicide offences. At every age, males committed more offences than females. In total,

only 20% of those proceeded against for Other Homicide offences were female.

* Only those offenders whose age and sex were identified are included.

Offenders

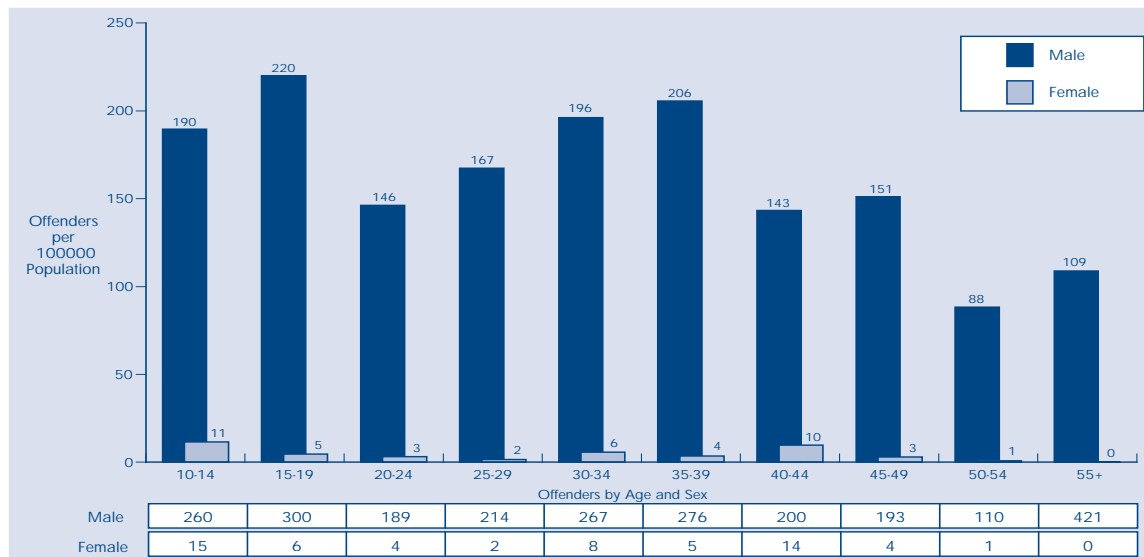
Assault - 2002/2003*



As with most offence types, the likelihood of committing Assault offences decreases with increasing age for both males and females. Approximately 78% of

offenders were male. In fact, nearly 50% of offenders were male aged fifteen to twenty-nine years.

Sexual Offences - 2002/2003*



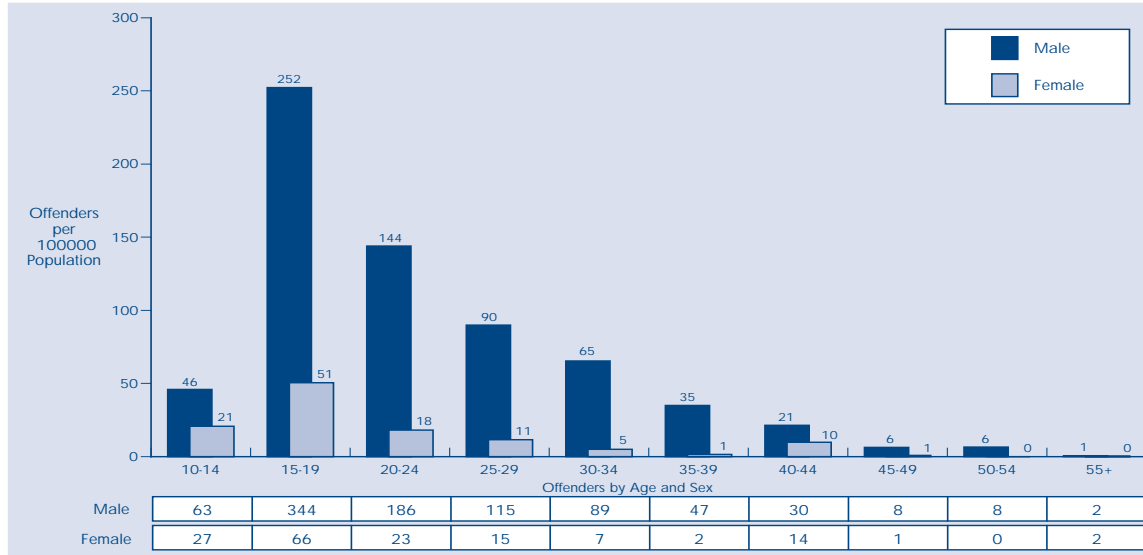
Sexual Offences are unique in that the likelihood of offending does not decrease with increasing age. The age distribution of offenders is approximately uniform with the risk of offending similar for most age groups.

In addition, most offences, 98%, were committed by males. In total, only fifty-nine offences were cleared through proceeding against females during the 2002/03 financial year.

* Only those offenders whose age and sex were identified are included.

Offenders

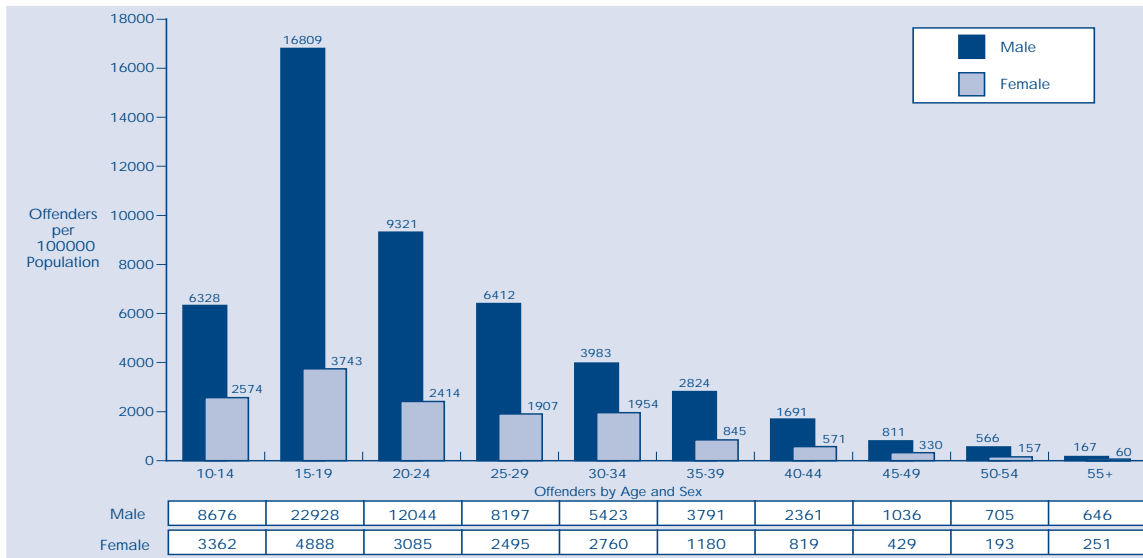
Robbery - 2002/2003*



Only 6% of offenders were aged forty years or more and nearly all of these were male. Thus, of those proceeded against for Robbery offences, most were in the fifteen to twenty-four year age group. Approximately 85% of

offenders were male and those in the fifteen to nineteen year age group were more likely to be proceeded against for both males and females.

Offences Against Property - 2002/2003*



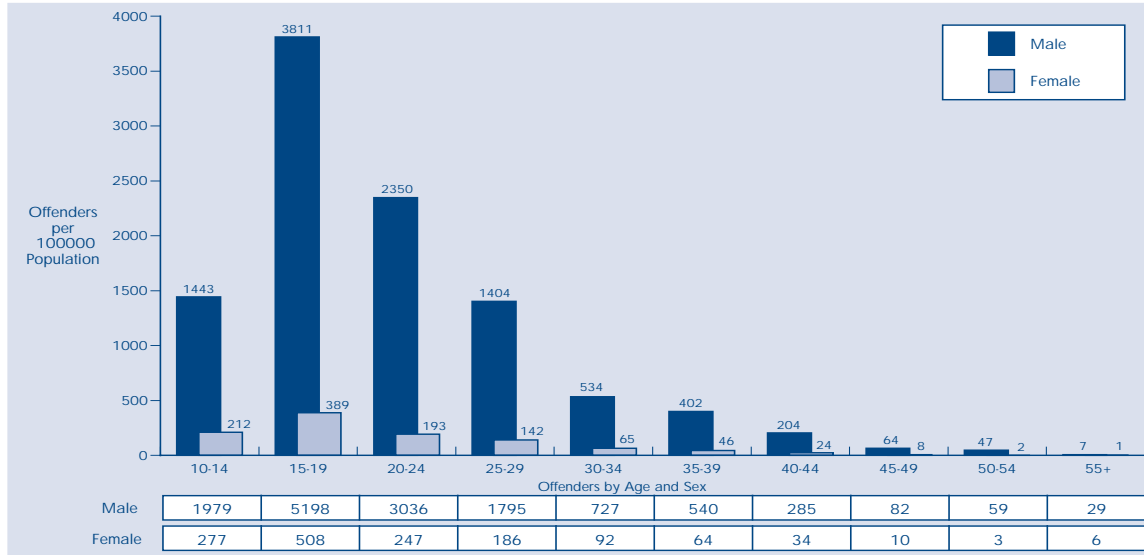
Males aged fifteen to nineteen years were over four times more likely to commit Offences Against Property than females in the same age group. In total, only 23% of offenders were female. At every age, males were

more likely than females to be proceeded against for Offences Against Property, and the likelihood of offending decreased with increasing age.

* Only those offenders whose age and sex were identified are included.

Offenders

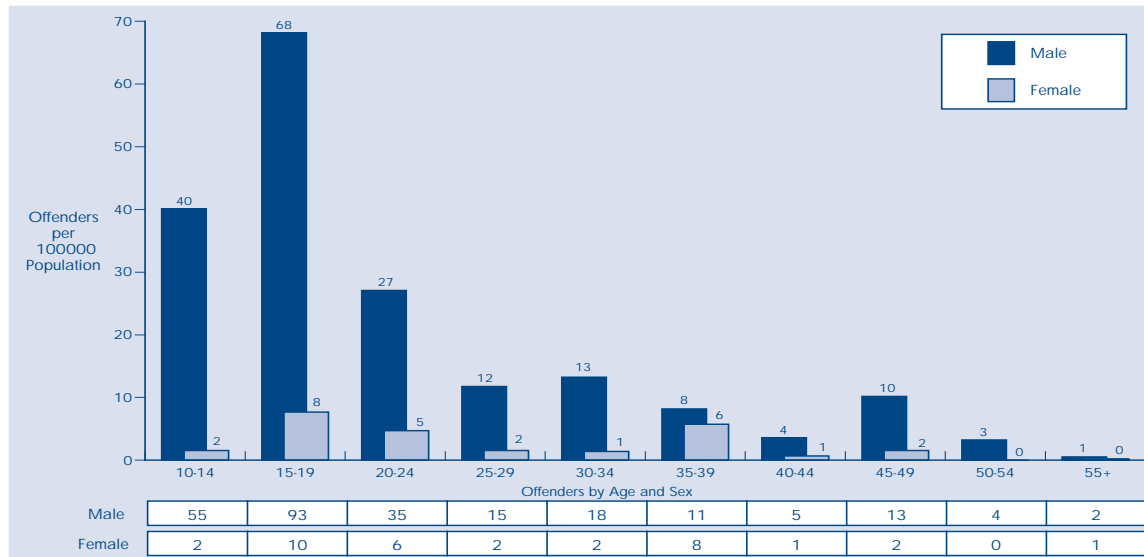
Unlawful Entry - 2002/2003*



As with most offence types, a large proportion of Unlawful Entry offenders were male aged fifteen to nineteen years (in fact, 34% were male in this age group). Very few offences were committed by persons

in older age groups (over forty years) and only 9% of offenders were female. Nearly 70% of offenders were male aged between ten and twenty-four years inclusive.

Arson - 2002/2003*



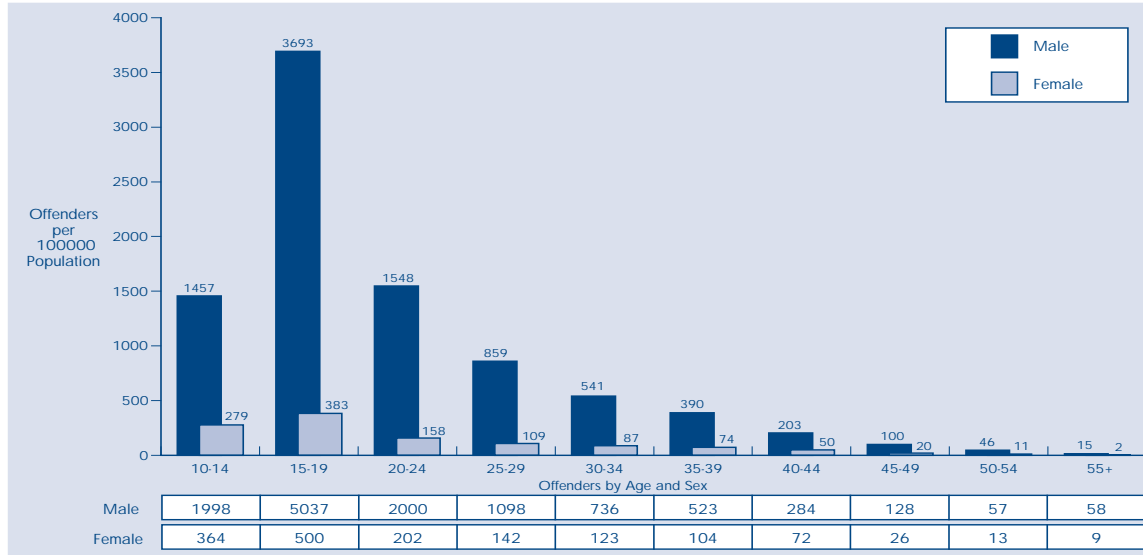
Approximately 73% of those proceeded against for Arson offences were male aged between ten and twenty-four years. While only 12% of offenders were female, the largest proportion of them were aged fifteen

to nineteen years. As with most property offences, very few offenders were recorded in older age groups (over forty-five years).

* Only those offenders whose age and sex were identified are included.

Offenders

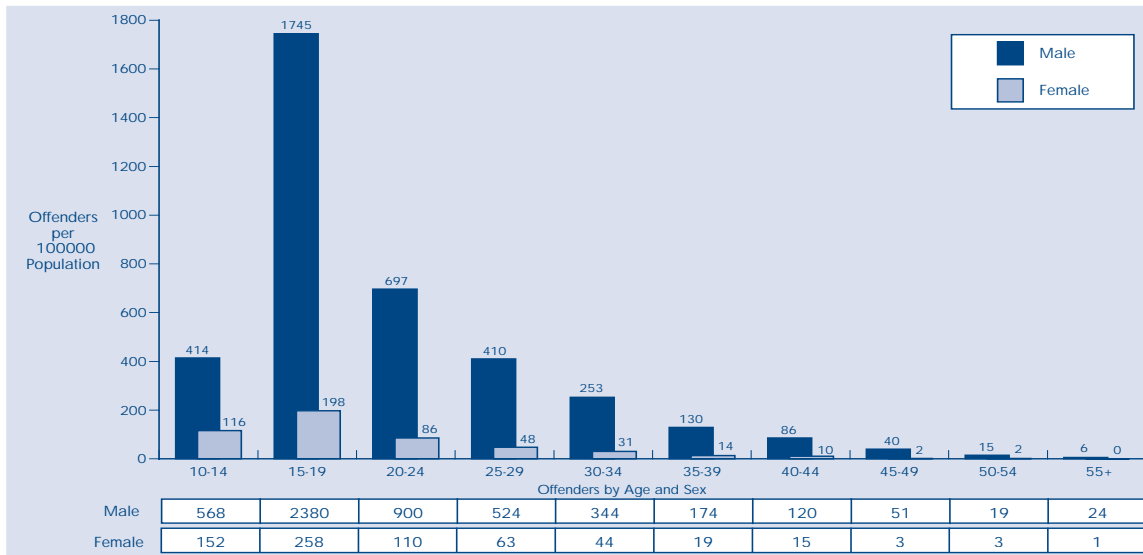
Other Property Damage - 2002/2003*



As with most Property offences, the largest proportion (37%) of Other Property Damage offenders were male aged between fifteen and nineteen years. At every age, males were more likely to offend than females (88% of

offenders were male). In addition, as with most property offences, there were very few offenders in the older age groups. In fact, 84% of offenders were aged under thirty years.

Unlawful Use of Motor Vehicle - 2002/2003*



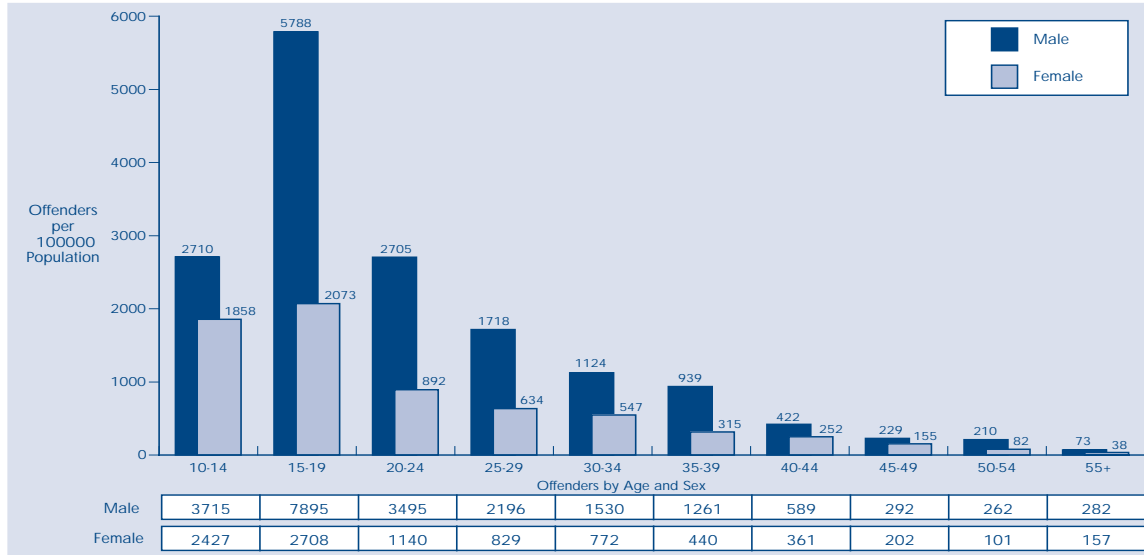
Approximately 41% of Unlawful Use of Motor Vehicle offenders were male aged fifteen to nineteen years. While only 12% of offenders were female, over one-

third of them were aged fifteen to nineteen years. There were very few offenders (only 4%) in the older age groups (40 years and over).

* Only those offenders whose age and sex were identified are included.

Offenders

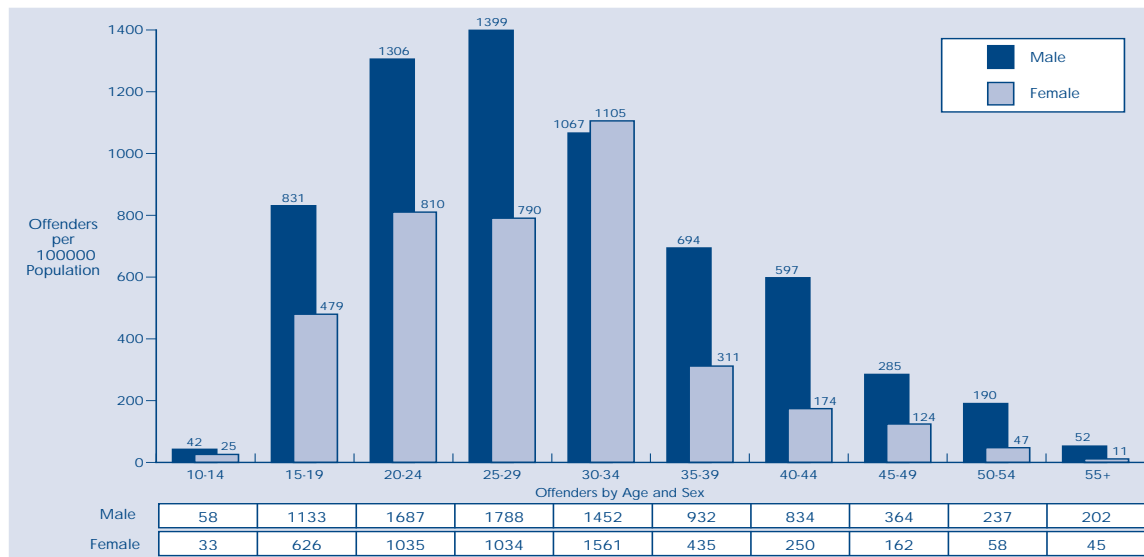
Other Theft (excluding Unlawful Entry) - 2002/2003*



The Other Theft offence category is one of a small number of property offences committed by a substantial proportion of females. In 2002/03, 30% of offenders

proceeded against for Other Theft offences were female. Approximately 70% of offenders were in the younger age groups (under twenty-five years).

Fraud - 2002/2003*



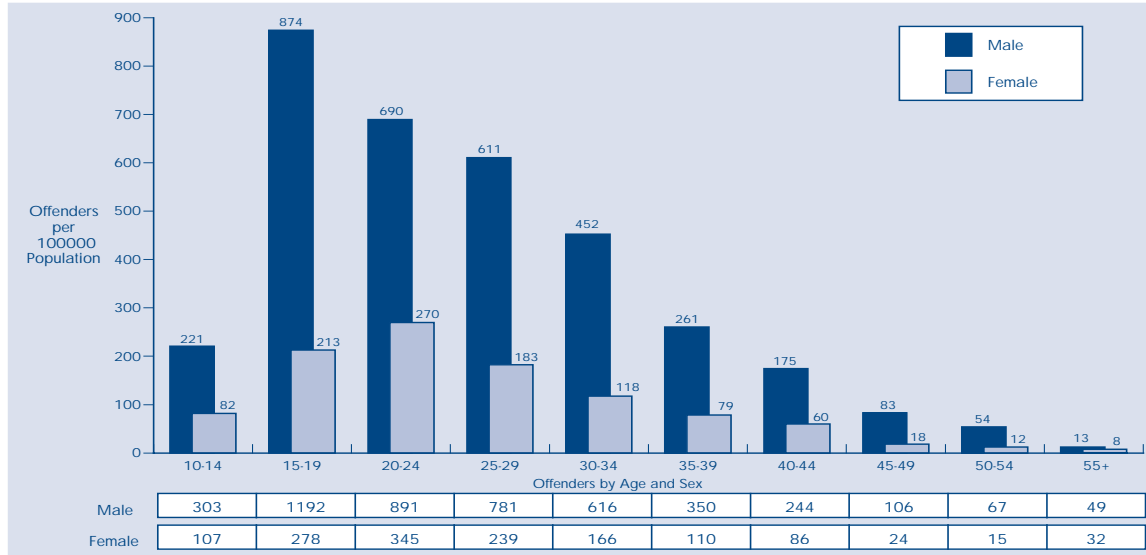
Fraud is another of the property offences for which a relatively high proportion of offenders are female. In 2002/03, 38% of those proceeded against for Fraud

were female. Males aged twenty to twenty-nine years were most likely to be actioned against (in fact, one-quarter were in this demographic).

* Only those offenders whose age and sex were identified are included.

Offenders

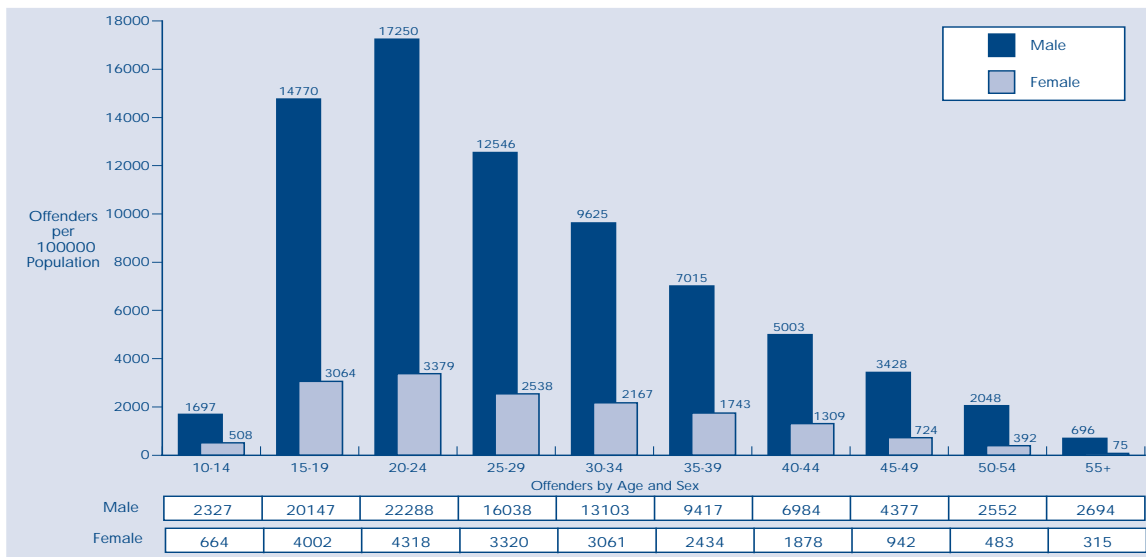
Handling Stolen Goods - 2002/2003*



In all age groups, males were more likely than females to be proceeded against for Handling Stolen Goods offences (77% were male). For males, those in the fifteen to nineteen age group were most likely to offend

while, for females, those aged twenty to twenty-four were more likely to offend compared with those in other age groups. As with most offence types, the risk of offending decreased significantly with increasing age.

Other Offences - 2002/2003*



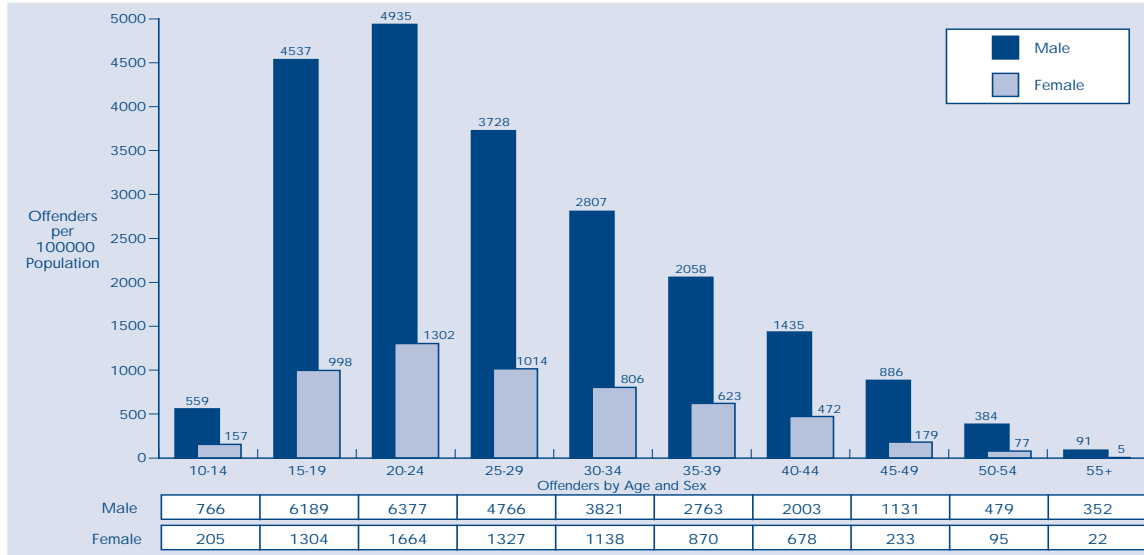
The larger majority (82%) of those actioned against for Other Offences were male, with males in the fifteen to nineteen and twenty to twenty-four year age groups

comprising 35% of offenders proceeded against in 2002/03. Approximately 60% of offenders were aged under 30 years.

* Only those offenders whose age and sex were identified are included.

Offenders

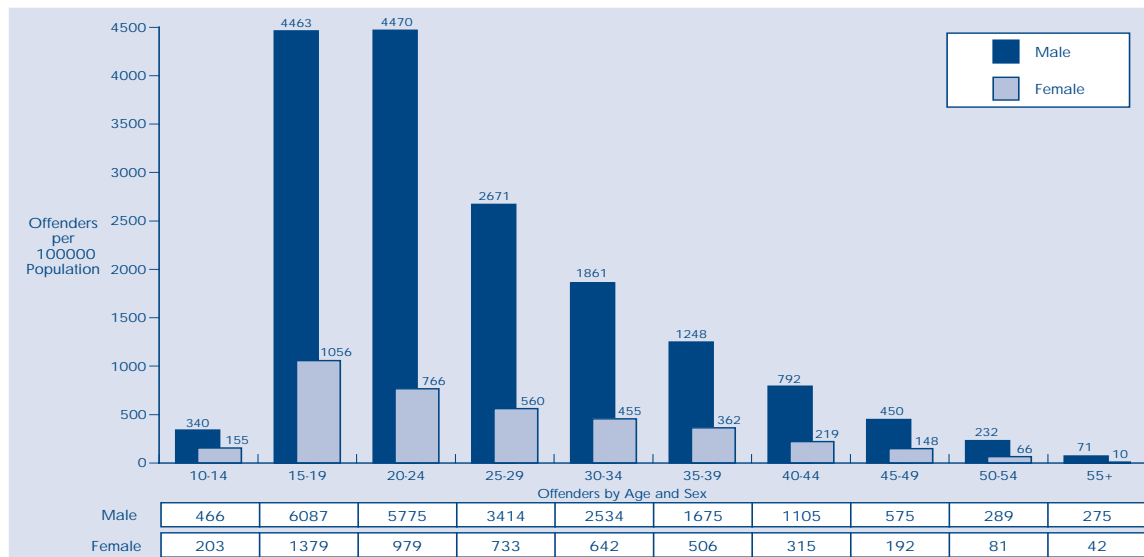
Drug Offences - 2002/2003*



Approximately 79% of those proceeded against for Drug Offences were male, with the majority aged between fifteen and twenty-four years inclusive. Females in the fifteen to twenty-four year age bracket were also more

likely to offend compared with those in other age groups. Unlike other offence categories, a sizeable proportion (14%) of offenders were aged over forty years.

Good Order Offences - 2002/2003*



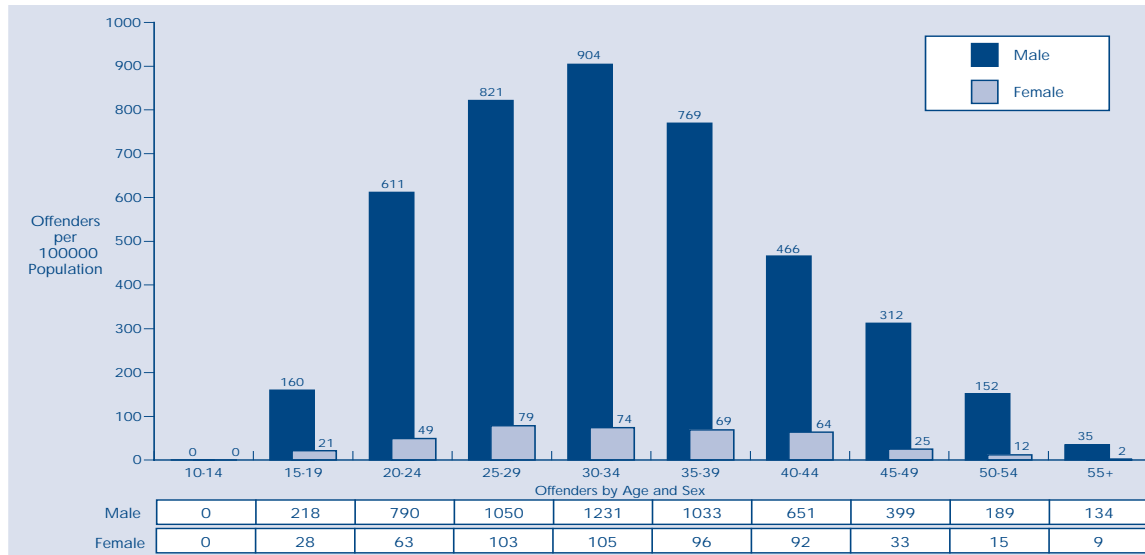
Patterns of offending for Good Order Offences are typical of those displayed in most offence categories. The largest majority of offenders were male (81%) with

those in the fifteen to nineteen age group most likely to offend (44% were in this demographic). As age increased, the likelihood of offending decreased.

* Only those offenders whose age and sex were identified are included.

Offenders

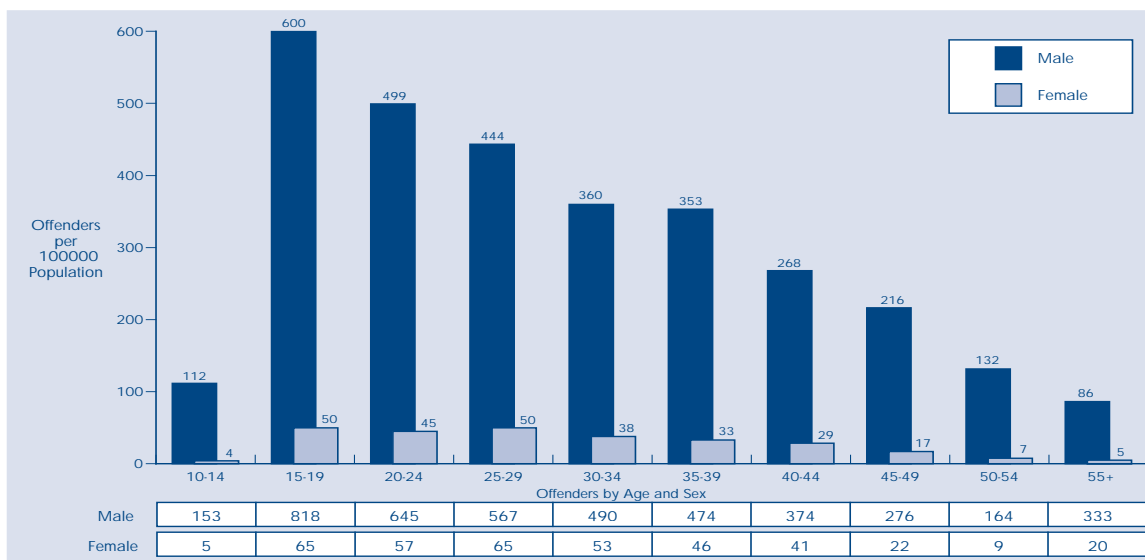
Breach Domestic Violence Protection Order - 2002/2003*



Approximately 91% of those proceeded against for Breach of Domestic Violence Protection Orders were male and most were aged between twenty-five and

thirty-nine years (53%). Unlike other offence categories, a significant proportion of offenders (24%) were in the older age groups (forty years and over).

Weapons Act Offences - 2002/2003*



Approximately 92% of those actioned against for Weapons Act Offences were male and most were aged fifteen to nineteen years, although a significant proportion were aged over forty years. For females,

those in the fifteen to twenty-nine year age groups were most likely to offend. As is evidenced in the graph above, for both males and females, the risk of offending decreased significantly as age increased.

* Only those offenders whose age and sex were identified are included.