

# Offender/Victim Relationships

This section provides details of the types of relationships between offenders and victims for all Offences Against the Person where an offender has been proceeded against.

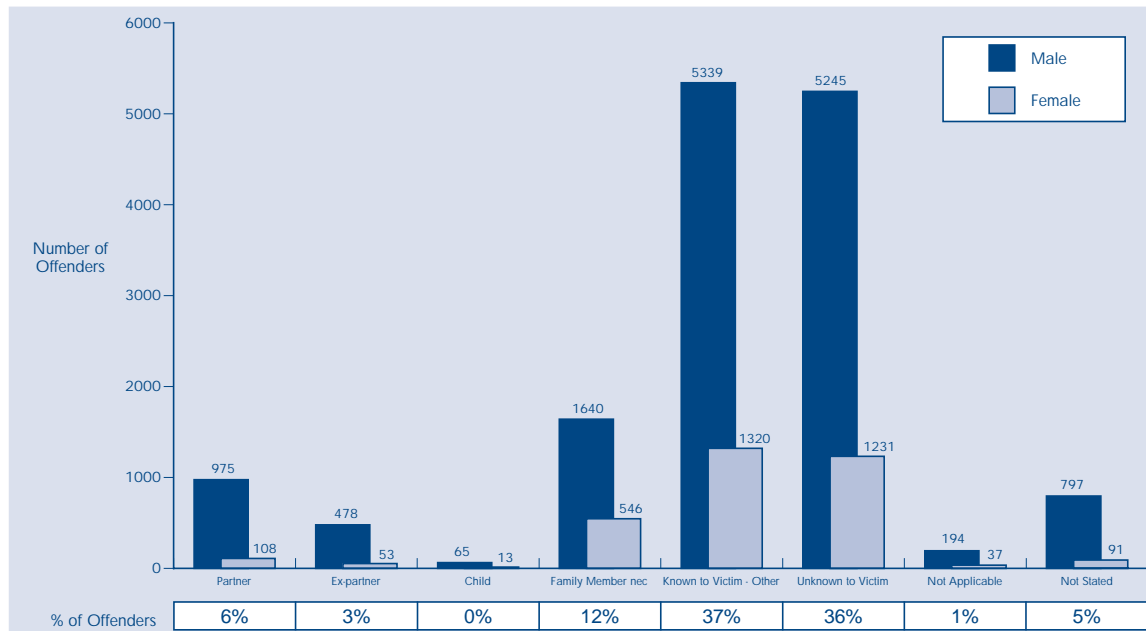
The statistics in this section are counts of offenders, rather than victims or relationships. Therefore, if an offender commits an offence against more than one victim in a single incident, only the offender's relationship with the primary victim is recorded.

The relationship classifications used are derived from those used by the Australian Bureau of Statistics in *Recorded Crime Australia* (Catalogue No. 4510.0).

As illustrated in the graph below, the offender was known to the victim in more than half of the cases where the relationship was identified, including twenty-one percent where the offender and victim were related. The remaining 'Known to Victim' classification includes friends, colleagues, and both professional and other acquaintances.

The 'Not Applicable' category includes those offences where the victim was an organisation or the offence was victimless (that is, the offence was a "Regina" offence).

## Offences Against the Person\* - 2002/2003



\* Only those offenders whose age and sex were identified are included.

# Offender/Victim Relationships

## Offenders By Sex & Relationship to Victim\* - 2002/2003

Offence	Partner		Ex-Partner		Child		Other Family Member n.e.c.	
	Male	Female	Male	Female	Male	Female	Male	Female
<b>Far Northern Region</b>								
Homicide (Murder)	2	2	0	0	0	0	2	1
Other Homicide	0	0	0	0	0	0	1	1
Attempted Murder	0	0	0	0	0	0	0	1
Conspiracy to Murder	0	0	0	0	0	0	0	0
Manslaughter (excl. by Driving)	0	0	0	0	0	0	1	0
Driving Causing Death	0	0	0	0	0	0	0	0
<b>Assault</b>	<b>266</b>	<b>25</b>	<b>57</b>	<b>7</b>	<b>7</b>	<b>3</b>	<b>169</b>	<b>67</b>
Grievous Assault*	17	13	1	2	1	0	15	5
Serious Assault*	158	8	43	4	3	1	91	35
Serious Assault (Other)*	5	0	2	0	2	1	3	3
Common Assault*	86	4	11	1	1	1	60	24
<b>Sexual Offences</b>	<b>4</b>	<b>0</b>	<b>0</b>	<b>0</b>	<b>1</b>	<b>0</b>	<b>91</b>	<b>4</b>
Rape & Attempted Rape	2	0	0	0	0	0	16	0
Other Sexual Offences	2	0	0	0	1	0	75	4
<b>Robbery</b>	<b>1</b>	<b>0</b>	<b>0</b>	<b>0</b>	<b>0</b>	<b>0</b>	<b>0</b>	<b>0</b>
Armed Robbery	0	0	0	0	0	0	0	0
Unarmed Robbery	1	0	0	0	0	0	0	0
<b>Extortion</b>	<b>0</b>	<b>0</b>	<b>0</b>	<b>0</b>	<b>0</b>	<b>0</b>	<b>0</b>	<b>0</b>
<b>Kidnapping &amp; Abduction</b>	<b>4</b>	<b>0</b>	<b>0</b>	<b>0</b>	<b>0</b>	<b>0</b>	<b>0</b>	<b>0</b>
<b>Other Offences Against the Person</b>	<b>7</b>	<b>0</b>	<b>4</b>	<b>1</b>	<b>3</b>	<b>0</b>	<b>55</b>	<b>86</b>
<b>Offences Against the Person</b>	<b>284</b>	<b>27</b>	<b>61</b>	<b>8</b>	<b>11</b>	<b>3</b>	<b>318</b>	<b>159</b>
<b>Northern Region</b>								
Homicide (Murder)	1	0	0	0	0	0	1	1
Other Homicide	0	0	0	1	0	0	3	1
Attempted Murder	0	0	0	1	0	0	1	1
Conspiracy to Murder	0	0	0	0	0	0	0	0
Manslaughter (excl. by Driving)	0	0	0	0	0	0	0	0
Driving Causing Death	0	0	0	0	0	0	2	0
<b>Assault</b>	<b>211</b>	<b>36</b>	<b>74</b>	<b>6</b>	<b>4</b>	<b>0</b>	<b>97</b>	<b>40</b>
Grievous Assault*	22	23	4	2	0	0	10	7
Serious Assault*	142	10	47	2	2	0	65	25
Serious Assault (Other)*	3	0	2	0	1	0	4	2
Common Assault*	44	3	21	2	1	0	18	6
<b>Sexual Offences</b>	<b>3</b>	<b>0</b>	<b>4</b>	<b>0</b>	<b>0</b>	<b>0</b>	<b>73</b>	<b>2</b>
Rape & Attempted Rape	3	0	4	0	0	0	14	0
Other Sexual Offences	0	0	0	0	0	0	59	2
<b>Robbery</b>	<b>0</b>	<b>0</b>	<b>0</b>	<b>0</b>	<b>0</b>	<b>0</b>	<b>0</b>	<b>1</b>
Armed Robbery	0	0	0	0	0	0	0	0
Unarmed Robbery	0	0	0	0	0	0	0	1
<b>Extortion</b>	<b>0</b>	<b>0</b>	<b>0</b>	<b>0</b>	<b>0</b>	<b>0</b>	<b>0</b>	<b>0</b>
<b>Kidnapping &amp; Abduction</b>	<b>2</b>	<b>0</b>	<b>2</b>	<b>0</b>	<b>0</b>	<b>0</b>	<b>0</b>	<b>0</b>
<b>Other Offences Against the Person</b>	<b>3</b>	<b>0</b>	<b>7</b>	<b>3</b>	<b>1</b>	<b>0</b>	<b>49</b>	<b>42</b>
<b>Offences Against the Person</b>	<b>220</b>	<b>36</b>	<b>87</b>	<b>10</b>	<b>5</b>	<b>0</b>	<b>223</b>	<b>87</b>
<b>Central Region</b>								
Homicide (Murder)	1	0	0	0	0	0	3	1
Other Homicide	2	0	0	0	0	0	2	0
Attempted Murder	2	0	0	0	0	0	2	0
Conspiracy to Murder	0	0	0	0	0	0	0	0
Manslaughter (excl. by Driving)	0	0	0	0	0	0	0	0
Driving Causing Death	0	0	0	0	0	0	0	0
<b>Assault</b>	<b>57</b>	<b>11</b>	<b>41</b>	<b>8</b>	<b>4</b>	<b>0</b>	<b>51</b>	<b>26</b>
Grievous Assault*	2	4	1	2	0	0	4	2
Serious Assault*	35	4	28	5	2	0	30	11
Serious Assault (Other)*	2	1	0	0	0	0	2	3
Common Assault*	18	2	12	1	2	0	15	10
<b>Sexual Offences</b>	<b>3</b>	<b>0</b>	<b>3</b>	<b>0</b>	<b>0</b>	<b>0</b>	<b>72</b>	<b>7</b>
Rape & Attempted Rape	2	0	1	0	0	0	15	1
Other Sexual Offences	1	0	2	0	0	0	57	6
<b>Robbery</b>	<b>0</b>	<b>0</b>	<b>0</b>	<b>0</b>	<b>0</b>	<b>0</b>	<b>1</b>	<b>0</b>
Armed Robbery	0	0	0	0	0	0	0	0
Unarmed Robbery	0	0	0	0	0	0	1	0
<b>Extortion</b>	<b>0</b>	<b>0</b>	<b>0</b>	<b>0</b>	<b>0</b>	<b>0</b>	<b>0</b>	<b>0</b>
<b>Kidnapping &amp; Abduction</b>	<b>2</b>	<b>0</b>	<b>1</b>	<b>0</b>	<b>0</b>	<b>0</b>	<b>2</b>	<b>0</b>
<b>Other Offences Against the Person</b>	<b>3</b>	<b>0</b>	<b>4</b>	<b>2</b>	<b>0</b>	<b>0</b>	<b>8</b>	<b>7</b>
<b>Offences Against the Person</b>	<b>68</b>	<b>11</b>	<b>49</b>	<b>10</b>	<b>4</b>	<b>0</b>	<b>139</b>	<b>41</b>

\* Only those offenders whose age and sex were identified are included.  
 + A more detailed breakdown of Assaults is presented for the first time in the current publication.

# Offender/Victim Relationships

## Offenders By Sex & Relationship to Victim\* - 2002/2003

Offence	Known to Victim - Other		Unknown to Victim		Not Applicable		Not Stated	
	Male	Female	Male	Female	Male	Female	Male	Female
<b>Far Northern Region</b>								
Homicide (Murder)	4	0	4	0	0	0	0	0
Other Homicide	4	0	2	0	0	0	0	0
Attempted Murder	2	0	2	0	0	0	0	0
Conspiracy to Murder	0	0	0	0	0	0	0	0
Manslaughter (excl. by Driving)	0	0	0	0	0	0	0	0
Driving Causing Death	2	0	0	0	0	0	0	0
<b>Assault</b>	<b>481</b>	<b>195</b>	<b>405</b>	<b>116</b>	<b>1</b>	<b>0</b>	<b>2</b>	<b>1</b>
Grievous Assault*	27	7	8	2	0	0	0	0
Serious Assault*	248	91	121	24	0	0	0	0
Serious Assault (Other)*	19	8	53	20	0	0	1	0
Common Assault*	187	89	223	70	1	0	1	1
<b>Sexual Offences</b>	<b>209</b>	<b>11</b>	<b>45</b>	<b>0</b>	<b>0</b>	<b>0</b>	<b>17</b>	<b>1</b>
Rape & Attempted Rape	34	1	14	0	0	0	0	0
Other Sexual Offences	175	10	31	0	0	0	17	1
<b>Robbery</b>	<b>6</b>	<b>2</b>	<b>37</b>	<b>5</b>	<b>10</b>	<b>5</b>	<b>0</b>	<b>0</b>
Armed Robbery	1	0	14	0	9	1	0	0
Unarmed Robbery	5	2	23	5	1	4	0	0
<b>Extortion</b>	<b>2</b>	<b>0</b>	<b>0</b>	<b>0</b>	<b>0</b>	<b>0</b>	<b>0</b>	<b>0</b>
<b>Kidnapping &amp; Abduction</b>	<b>12</b>	<b>1</b>	<b>4</b>	<b>0</b>	<b>0</b>	<b>0</b>	<b>0</b>	<b>0</b>
<b>Other Offences Against the Person</b>	<b>110</b>	<b>7</b>	<b>9</b>	<b>1</b>	<b>0</b>	<b>0</b>	<b>43</b>	<b>6</b>
<b>Offences Against the Person</b>	<b>828</b>	<b>216</b>	<b>506</b>	<b>122</b>	<b>11</b>	<b>5</b>	<b>62</b>	<b>8</b>
<b>Northern Region</b>								
Homicide (Murder)	1	0	2	0	0	0	0	0
Other Homicide	5	1	4	0	0	0	1	0
Attempted Murder	1	0	0	0	0	0	0	0
Conspiracy to Murder	0	0	0	0	0	0	0	0
Manslaughter (excl. by Driving)	1	0	4	0	0	0	0	0
Driving Causing Death	3	1	0	0	0	0	1	0
<b>Assault</b>	<b>424</b>	<b>159</b>	<b>445</b>	<b>136</b>	<b>3</b>	<b>1</b>	<b>4</b>	<b>2</b>
Grievous Assault*	18	18	18	1	1	0	0	0
Serious Assault*	216	82	140	30	0	0	0	0
Serious Assault (Other)*	29	6	67	30	0	1	1	0
Common Assault*	161	53	220	75	2	0	3	2
<b>Sexual Offences</b>	<b>80</b>	<b>1</b>	<b>29</b>	<b>0</b>	<b>0</b>	<b>0</b>	<b>22</b>	<b>0</b>
Rape & Attempted Rape	21	0	11	0	0	0	0	0
Other Sexual Offences	59	1	18	0	0	0	22	0
<b>Robbery</b>	<b>8</b>	<b>1</b>	<b>29</b>	<b>4</b>	<b>13</b>	<b>4</b>	<b>0</b>	<b>0</b>
Armed Robbery	7	1	12	0	8	0	0	0
Unarmed Robbery	1	0	17	4	5	4	0	0
<b>Extortion</b>	<b>0</b>	<b>0</b>	<b>0</b>	<b>0</b>	<b>0</b>	<b>0</b>	<b>0</b>	<b>0</b>
<b>Kidnapping &amp; Abduction</b>	<b>4</b>	<b>1</b>	<b>7</b>	<b>0</b>	<b>0</b>	<b>0</b>	<b>0</b>	<b>0</b>
<b>Other Offences Against the Person</b>	<b>28</b>	<b>15</b>	<b>12</b>	<b>0</b>	<b>0</b>	<b>0</b>	<b>46</b>	<b>10</b>
<b>Offences Against the Person</b>	<b>550</b>	<b>178</b>	<b>528</b>	<b>140</b>	<b>16</b>	<b>5</b>	<b>73</b>	<b>12</b>
<b>Central Region</b>								
Homicide (Murder)	0	0	1	0	0	0	0	0
Other Homicide	7	1	2	1	0	0	0	0
Attempted Murder	4	0	1	0	0	0	0	0
Conspiracy to Murder	1	1	0	0	0	0	0	0
Manslaughter (excl. by Driving)	0	0	0	0	0	0	0	0
Driving Causing Death	2	0	1	1	0	0	0	0
<b>Assault</b>	<b>414</b>	<b>118</b>	<b>379</b>	<b>117</b>	<b>2</b>	<b>1</b>	<b>2</b>	<b>3</b>
Grievous Assault*	24	3	10	2	0	0	0	0
Serious Assault*	224	55	152	25	0	0	0	0
Serious Assault (Other)*	19	5	53	14	0	0	0	1
Common Assault*	147	55	164	76	2	1	2	2
<b>Sexual Offences</b>	<b>168</b>	<b>4</b>	<b>20</b>	<b>0</b>	<b>0</b>	<b>0</b>	<b>20</b>	<b>0</b>
Rape & Attempted Rape	36	2	3	0	0	0	0	0
Other Sexual Offences	132	2	17	0	0	0	20	0
<b>Robbery</b>	<b>8</b>	<b>2</b>	<b>25</b>	<b>5</b>	<b>4</b>	<b>0</b>	<b>1</b>	<b>1</b>
Armed Robbery	3	2	15	4	3	0	1	1
Unarmed Robbery	5	0	10	1	1	0	0	0
<b>Extortion</b>	<b>0</b>	<b>0</b>	<b>1</b>	<b>0</b>	<b>0</b>	<b>0</b>	<b>0</b>	<b>0</b>
<b>Kidnapping &amp; Abduction</b>	<b>8</b>	<b>1</b>	<b>3</b>	<b>0</b>	<b>0</b>	<b>0</b>	<b>0</b>	<b>0</b>
<b>Other Offences Against the Person</b>	<b>54</b>	<b>13</b>	<b>22</b>	<b>1</b>	<b>0</b>	<b>0</b>	<b>57</b>	<b>10</b>
<b>Offences Against the Person</b>	<b>659</b>	<b>139</b>	<b>453</b>	<b>124</b>	<b>6</b>	<b>1</b>	<b>80</b>	<b>14</b>

\* Only those offenders whose age and sex were identified are included.

+ A more detailed breakdown of Assaults is presented for the first time in the current publication.

# Offender/Victim Relationships

## Offenders By Sex & Relationship to Victim\* - 2002/2003

Offence	Partner		Ex-Partner		Child		Other Family Member <i>n.e.c.</i>	
	Male	Female	Male	Female	Male	Female	Male	Female
<b>North Coast Region</b>								
Homicide (Murder)	0	0	0	1	0	0	1	2
Other Homicide	0	2	1	1	0	0	1	4
Attempted Murder	0	2	1	1	0	0	1	3
Conspiracy to Murder	0	0	0	0	0	0	0	0
Manslaughter (excl. by Driving)	0	0	0	0	0	0	0	0
Driving Causing Death	0	0	0	0	0	0	0	1
<b>Assault</b>	<b>98</b>	<b>11</b>	<b>49</b>	<b>3</b>	<b>9</b>	<b>5</b>	<b>125</b>	<b>43</b>
Grievous Assault*	7	6	3	0	0	0	4	1
Serious Assault*	63	3	34	0	4	2	75	29
Serious Assault (Other)*	3	0	0	1	2	1	3	1
Common Assault*	25	2	12	2	3	2	43	12
<b>Sexual Offences</b>	<b>2</b>	<b>0</b>	<b>2</b>	<b>0</b>	<b>0</b>	<b>0</b>	<b>152</b>	<b>5</b>
Rape & Attempted Rape	1	0	2	0	0	0	27	0
Other Sexual Offences	1	0	0	0	0	0	125	5
<b>Robbery</b>	<b>0</b>	<b>0</b>	<b>2</b>	<b>0</b>	<b>0</b>	<b>0</b>	<b>0</b>	<b>0</b>
Armed Robbery	0	0	0	0	0	0	0	0
Unarmed Robbery	0	0	2	0	0	0	0	0
<b>Extortion</b>	<b>0</b>	<b>0</b>	<b>0</b>	<b>0</b>	<b>0</b>	<b>0</b>	<b>0</b>	<b>0</b>
Kidnapping & Abduction	6	0	1	0	0	0	2	0
Other Offences Against the Person	5	0	11	2	1	0	21	28
<b>Offences Against the Person</b>	<b>111</b>	<b>13</b>	<b>66</b>	<b>7</b>	<b>10</b>	<b>5</b>	<b>302</b>	<b>82</b>
<b>Southern Region</b>								
Homicide (Murder)	2	0	0	0	0	0	1	1
Other Homicide	2	2	1	0	0	0	1	2
Attempted Murder	2	2	1	0	0	0	1	2
Conspiracy to Murder	0	0	0	0	0	0	0	0
Manslaughter (excl. by Driving)	0	0	0	0	0	0	0	0
Driving Causing Death	0	0	0	0	0	0	0	0
<b>Assault</b>	<b>80</b>	<b>5</b>	<b>41</b>	<b>8</b>	<b>11</b>	<b>0</b>	<b>80</b>	<b>32</b>
Grievous Assault*	3	2	0	1	0	0	4	3
Serious Assault*	60	2	32	4	4	0	47	22
Serious Assault (Other)*	2	0	1	0	1	0	2	1
Common Assault*	15	1	8	3	6	0	27	6
<b>Sexual Offences</b>	<b>5</b>	<b>0</b>	<b>3</b>	<b>0</b>	<b>0</b>	<b>0</b>	<b>100</b>	<b>0</b>
Rape & Attempted Rape	3	0	3	0	0	0	12	0
Other Sexual Offences	2	0	0	0	0	0	88	0
<b>Robbery</b>	<b>0</b>	<b>0</b>	<b>1</b>	<b>0</b>	<b>0</b>	<b>0</b>	<b>0</b>	<b>0</b>
Armed Robbery	0	0	1	0	0	0	0	0
Unarmed Robbery	0	0	0	0	0	0	0	0
<b>Extortion</b>	<b>0</b>	<b>0</b>	<b>0</b>	<b>0</b>	<b>0</b>	<b>0</b>	<b>0</b>	<b>0</b>
Kidnapping & Abduction	5	0	1	0	0	0	2	3
Other Offences Against the Person	3	1	11	1	0	1	18	24
<b>Offences Against the Person</b>	<b>97</b>	<b>8</b>	<b>58</b>	<b>9</b>	<b>11</b>	<b>1</b>	<b>202</b>	<b>62</b>
<b>South Eastern Region</b>								
Homicide (Murder)	2	0	0	0	1	0	0	0
Other Homicide	2	0	0	0	0	0	1	1
Attempted Murder	2	0	0	0	0	0	0	1
Conspiracy to Murder	0	0	0	0	0	0	0	0
Manslaughter (excl. by Driving)	0	0	0	0	0	0	0	0
Driving Causing Death	0	0	0	0	0	0	1	0
<b>Assault</b>	<b>70</b>	<b>5</b>	<b>32</b>	<b>2</b>	<b>11</b>	<b>2</b>	<b>80</b>	<b>27</b>
Grievous Assault*	2	3	2	0	1	1	2	2
Serious Assault*	49	2	18	0	3	0	56	16
Serious Assault (Other)*	1	0	3	0	1	0	3	0
Common Assault*	18	0	9	2	6	1	19	9
<b>Sexual Offences</b>	<b>2</b>	<b>0</b>	<b>5</b>	<b>0</b>	<b>0</b>	<b>0</b>	<b>103</b>	<b>7</b>
Rape & Attempted Rape	0	0	4	0	0	0	13	0
Other Sexual Offences	2	0	1	0	0	0	90	7
<b>Robbery</b>	<b>1</b>	<b>0</b>	<b>2</b>	<b>1</b>	<b>0</b>	<b>0</b>	<b>0</b>	<b>0</b>
Armed Robbery	0	0	0	1	0	0	0	0
Unarmed Robbery	1	0	2	0	0	0	0	0
<b>Extortion</b>	<b>0</b>	<b>0</b>	<b>1</b>	<b>1</b>	<b>0</b>	<b>0</b>	<b>0</b>	<b>0</b>
Kidnapping & Abduction	3	0	5	0	0	0	1	1
Other Offences Against the Person	8	0	8	0	1	0	20	10
<b>Offences Against the Person</b>	<b>88</b>	<b>5</b>	<b>53</b>	<b>4</b>	<b>13</b>	<b>2</b>	<b>205</b>	<b>46</b>

\* Only those offenders whose age and sex were identified are included.

+ A more detailed breakdown of Assaults is presented for the first time in the current publication.

# Offender/Victim Relationships

## Offenders By Sex & Relationship to Victim\* - 2002/2003

Offence	Known to Victim - Other		Unknown to Victim		Not Applicable		Not Stated	
	Male	Female	Male	Female	Male	Female	Male	Female
<b>North Coast Region</b>								
Homicide (Murder)	5	0	5	0	0	0	0	0
Other Homicide	7	2	10	3	0	0	0	0
Attempted Murder	4	2	3	1	0	0	0	0
Conspiracy to Murder	0	0	0	0	0	0	0	0
Manslaughter (excl. by Driving)	2	0	0	0	0	0	0	0
Driving Causing Death	1	0	7	2	0	0	0	0
<b>Assault</b>	<b>561</b>	<b>196</b>	<b>650</b>	<b>162</b>	<b>2</b>	<b>1</b>	<b>7</b>	<b>2</b>
Grievous Assault*	56	7	36	3	0	0	0	0
Serious Assault*	290	101	209	43	1	0	2	0
Serious Assault (Other)*	25	5	88	21	0	1	3	0
Common Assault*	190	83	317	95	1	0	2	2
<b>Sexual Offences</b>	<b>149</b>	<b>0</b>	<b>32</b>	<b>0</b>	<b>0</b>	<b>0</b>	<b>29</b>	<b>0</b>
Rape & Attempted Rape	33	0	6	0	0	0	0	0
Other Sexual Offences	116	0	26	0	0	0	29	0
<b>Robbery</b>	<b>25</b>	<b>9</b>	<b>56</b>	<b>14</b>	<b>24</b>	<b>1</b>	<b>2</b>	<b>0</b>
Armed Robbery	15	3	22	1	19	1	2	0
Unarmed Robbery	10	6	34	13	5	0	0	0
<b>Extortion</b>	<b>0</b>	<b>0</b>	<b>1</b>	<b>0</b>	<b>1</b>	<b>0</b>	<b>0</b>	<b>0</b>
<b>Kidnapping &amp; Abduction</b>	<b>12</b>	<b>2</b>	<b>14</b>	<b>0</b>	<b>0</b>	<b>0</b>	<b>0</b>	<b>0</b>
<b>Other Offences Against the Person</b>	<b>84</b>	<b>15</b>	<b>36</b>	<b>5</b>	<b>0</b>	<b>0</b>	<b>91</b>	<b>11</b>
<b>Offences Against the Person</b>	<b>843</b>	<b>224</b>	<b>804</b>	<b>184</b>	<b>27</b>	<b>2</b>	<b>129</b>	<b>13</b>
<b>Southern Region</b>								
Homicide (Murder)	3	1	2	0	0	0	0	0
Other Homicide	7	0	4	1	0	0	1	0
Attempted Murder	5	0	2	0	0	0	0	0
Conspiracy to Murder	1	0	0	0	0	0	0	0
Manslaughter (excl. by Driving)	0	0	0	0	0	0	0	0
Driving Causing Death	1	0	2	1	0	0	1	0
<b>Assault</b>	<b>448</b>	<b>191</b>	<b>431</b>	<b>162</b>	<b>1</b>	<b>3</b>	<b>8</b>	<b>1</b>
Grievous Assault*	14	3	28	2	0	0	0	0
Serious Assault*	263	109	172	32	0	1	1	0
Serious Assault (Other)*	22	7	74	17	0	1	2	0
Common Assault*	149	72	157	111	1	1	5	1
<b>Sexual Offences</b>	<b>158</b>	<b>3</b>	<b>29</b>	<b>2</b>	<b>0</b>	<b>0</b>	<b>26</b>	<b>0</b>
Rape & Attempted Rape	42	1	5	0	0	0	0	0
Other Sexual Offences	116	2	24	2	0	0	26	0
<b>Robbery</b>	<b>15</b>	<b>3</b>	<b>56</b>	<b>12</b>	<b>10</b>	<b>2</b>	<b>1</b>	<b>0</b>
Armed Robbery	7	2	28	3	8	2	0	0
Unarmed Robbery	8	1	28	9	2	0	1	0
<b>Extortion</b>	<b>1</b>	<b>0</b>	<b>1</b>	<b>0</b>	<b>0</b>	<b>0</b>	<b>0</b>	<b>0</b>
<b>Kidnapping &amp; Abduction</b>	<b>20</b>	<b>5</b>	<b>4</b>	<b>0</b>	<b>0</b>	<b>0</b>	<b>0</b>	<b>0</b>
<b>Other Offences Against the Person</b>	<b>56</b>	<b>16</b>	<b>17</b>	<b>4</b>	<b>2</b>	<b>1</b>	<b>68</b>	<b>13</b>
<b>Offences Against the Person</b>	<b>708</b>	<b>219</b>	<b>544</b>	<b>181</b>	<b>13</b>	<b>6</b>	<b>104</b>	<b>14</b>
<b>South Eastern Region</b>								
Homicide (Murder)	1	0	0	0	0	0	0	0
Other Homicide	4	0	7	1	0	0	0	0
Attempted Murder	4	0	2	0	0	0	0	0
Conspiracy to Murder	0	0	0	0	0	0	0	0
Manslaughter (excl. by Driving)	0	0	1	0	0	0	0	0
Driving Causing Death	0	0	4	1	0	0	0	0
<b>Assault</b>	<b>355</b>	<b>125</b>	<b>621</b>	<b>178</b>	<b>1</b>	<b>0</b>	<b>10</b>	<b>1</b>
Grievous Assault*	30	4	37	3	0	0	0	0
Serious Assault*	208	61	224	35	0	0	2	1
Serious Assault (Other)*	25	10	96	44	0	0	1	0
Common Assault*	92	50	264	96	1	0	7	0
<b>Sexual Offences</b>	<b>206</b>	<b>2</b>	<b>37</b>	<b>2</b>	<b>0</b>	<b>0</b>	<b>27</b>	<b>0</b>
Rape & Attempted Rape	30	0	9	0	0	0	0	0
Other Sexual Offences	176	2	28	2	0	0	27	0
<b>Robbery</b>	<b>24</b>	<b>4</b>	<b>119</b>	<b>17</b>	<b>25</b>	<b>13</b>	<b>5</b>	<b>1</b>
Armed Robbery	7	0	78	3	19	11	2	0
Unarmed Robbery	17	4	41	14	6	2	3	1
<b>Extortion</b>	<b>4</b>	<b>0</b>	<b>2</b>	<b>0</b>	<b>0</b>	<b>0</b>	<b>0</b>	<b>0</b>
<b>Kidnapping &amp; Abduction</b>	<b>9</b>	<b>1</b>	<b>14</b>	<b>0</b>	<b>0</b>	<b>0</b>	<b>1</b>	<b>0</b>
<b>Other Offences Against the Person</b>	<b>36</b>	<b>17</b>	<b>39</b>	<b>5</b>	<b>0</b>	<b>0</b>	<b>77</b>	<b>3</b>
<b>Offences Against the Person</b>	<b>639</b>	<b>149</b>	<b>839</b>	<b>203</b>	<b>26</b>	<b>13</b>	<b>120</b>	<b>5</b>

\* Only those offenders whose age and sex were identified are included.

+ A more detailed breakdown of Assaults is presented for the first time in the current publication.

# Offender/Victim Relationships

## Offenders By Sex & Relationship to Victim\* - 2002/2003

Offence	Partner		Ex-Partner		Child		Other Family Member <i>n.e.c.</i>	
	Male	Female	Male	Female	Male	Female	Male	Female
<b>Metropolitan North Region</b>								
Homicide (Murder)	0	0	0	0	0	0	2	2
Other Homicide	3	1	0	0	0	0	0	0
Attempted Murder	3	1	0	0	0	0	0	0
Conspiracy to Murder	0	0	0	0	0	0	0	0
Manslaughter (excl. by Driving)	0	0	0	0	0	0	0	0
Driving Causing Death	0	0	0	0	0	0	0	0
<b>Assault</b>	<b>39</b>	<b>3</b>	<b>24</b>	<b>4</b>	<b>7</b>	<b>0</b>	<b>47</b>	<b>12</b>
Grievous Assault*	1	2	1	0	0	0	5	2
Serious Assault*	27	1	13	1	4	0	26	7
Serious Assault (Other)*	0	0	1	0	2	0	3	0
Common Assault*	11	0	9	3	1	0	13	3
<b>Sexual Offences</b>	<b>3</b>	<b>0</b>	<b>3</b>	<b>0</b>	<b>0</b>	<b>0</b>	<b>43</b>	<b>1</b>
Rape & Attempted Rape	3	0	3	0	0	0	3	0
Other Sexual Offences	0	0	0	0	0	0	40	1
<b>Robbery</b>	<b>0</b>	<b>0</b>	<b>0</b>	<b>0</b>	<b>1</b>	<b>0</b>	<b>1</b>	<b>1</b>
Armed Robbery	0	0	0	0	0	0	1	0
Unarmed Robbery	0	0	0	0	1	0	0	1
<b>Extortion</b>	<b>0</b>	<b>0</b>	<b>0</b>	<b>0</b>	<b>0</b>	<b>0</b>	<b>0</b>	<b>0</b>
<b>Kidnapping &amp; Abduction</b>	<b>4</b>	<b>0</b>	<b>2</b>	<b>0</b>	<b>0</b>	<b>0</b>	<b>2</b>	<b>0</b>
<b>Other Offences Against the Person</b>	<b>5</b>	<b>0</b>	<b>9</b>	<b>0</b>	<b>0</b>	<b>0</b>	<b>12</b>	<b>9</b>
<b>Offences Against the Person</b>	<b>54</b>	<b>4</b>	<b>38</b>	<b>4</b>	<b>8</b>	<b>0</b>	<b>107</b>	<b>25</b>
<b>Metropolitan South Region</b>								
Homicide (Murder)	2	0	0	0	0	0	0	0
Other Homicide	1	0	0	1	0	0	0	1
Attempted Murder	1	0	0	1	0	0	0	1
Conspiracy to Murder	0	0	0	0	0	0	0	0
Manslaughter (excl. by Driving)	0	0	0	0	0	0	0	0
Driving Causing Death	0	0	0	0	0	0	0	0
<b>Assault</b>	<b>40</b>	<b>3</b>	<b>35</b>	<b>0</b>	<b>2</b>	<b>2</b>	<b>57</b>	<b>28</b>
Grievous Assault*	1	2	2	0	0	1	2	3
Serious Assault*	31	0	25	0	0	1	35	14
Serious Assault (Other)*	2	0	0	0	0	0	1	2
Common Assault*	6	1	8	0	2	0	19	9
<b>Sexual Offences</b>	<b>4</b>	<b>1</b>	<b>6</b>	<b>0</b>	<b>0</b>	<b>0</b>	<b>78</b>	<b>2</b>
Rape & Attempted Rape	2	0	3	0	0	0	11	2
Other Sexual Offences	2	1	3	0	0	0	67	0
<b>Robbery</b>	<b>1</b>	<b>0</b>	<b>2</b>	<b>0</b>	<b>0</b>	<b>0</b>	<b>0</b>	<b>0</b>
Armed Robbery	1	0	0	0	0	0	0	0
Unarmed Robbery	0	0	2	0	0	0	0	0
<b>Extortion</b>	<b>0</b>	<b>0</b>	<b>0</b>	<b>0</b>	<b>0</b>	<b>0</b>	<b>0</b>	<b>0</b>
<b>Kidnapping &amp; Abduction</b>	<b>1</b>	<b>0</b>	<b>4</b>	<b>0</b>	<b>0</b>	<b>0</b>	<b>0</b>	<b>0</b>
<b>Other Offences Against the Person</b>	<b>4</b>	<b>0</b>	<b>19</b>	<b>0</b>	<b>1</b>	<b>0</b>	<b>9</b>	<b>13</b>
<b>Offences Against the Person</b>	<b>53</b>	<b>4</b>	<b>66</b>	<b>1</b>	<b>3</b>	<b>2</b>	<b>144</b>	<b>44</b>
<b>Queensland</b>								
Homicide (Murder)	10	2	0	1	1	0	10	8
Other Homicide	10	5	2	3	0	0	9	10
Attempted Murder	10	5	2	3	0	0	5	9
Conspiracy to Murder	0	0	0	0	0	0	0	0
Manslaughter (excl. by Driving)	0	0	0	0	0	0	1	0
Driving Causing Death	0	0	0	0	0	0	3	1
<b>Assault</b>	<b>861</b>	<b>99</b>	<b>353</b>	<b>38</b>	<b>55</b>	<b>12</b>	<b>706</b>	<b>275</b>
Grievous Assault*	55	55	14	7	2	2	46	25
Serious Assault*	565	30	240	16	22	4	425	159
Serious Assault (Other)*	18	1	9	1	9	2	21	12
Common Assault*	223	13	90	14	22	4	214	79
<b>Sexual Offences</b>	<b>26</b>	<b>1</b>	<b>26</b>	<b>0</b>	<b>1</b>	<b>0</b>	<b>712</b>	<b>28</b>
Rape & Attempted Rape	16	0	20	0	0	0	111	3
Other Sexual Offences	10	1	6	0	1	0	601	25
<b>Robbery</b>	<b>3</b>	<b>0</b>	<b>7</b>	<b>1</b>	<b>1</b>	<b>0</b>	<b>2</b>	<b>2</b>
Armed Robbery	1	0	1	1	0	0	1	0
Unarmed Robbery	2	0	6	0	1	0	1	2
<b>Extortion</b>	<b>0</b>	<b>0</b>	<b>1</b>	<b>1</b>	<b>0</b>	<b>0</b>	<b>0</b>	<b>0</b>
<b>Kidnapping &amp; Abduction</b>	<b>27</b>	<b>0</b>	<b>16</b>	<b>0</b>	<b>0</b>	<b>0</b>	<b>9</b>	<b>4</b>
<b>Other Offences Against the Person</b>	<b>38</b>	<b>1</b>	<b>73</b>	<b>9</b>	<b>7</b>	<b>1</b>	<b>192</b>	<b>219</b>
<b>Offences Against the Person</b>	<b>975</b>	<b>108</b>	<b>478</b>	<b>53</b>	<b>65</b>	<b>13</b>	<b>1640</b>	<b>546</b>

\* Only those offenders whose age and sex were identified are included.

+ A more detailed breakdown of Assaults is presented for the first time in the current publication.

# Offender/Victim Relationships

## Offenders By Sex & Relationship to Victim\* - 2002/2003

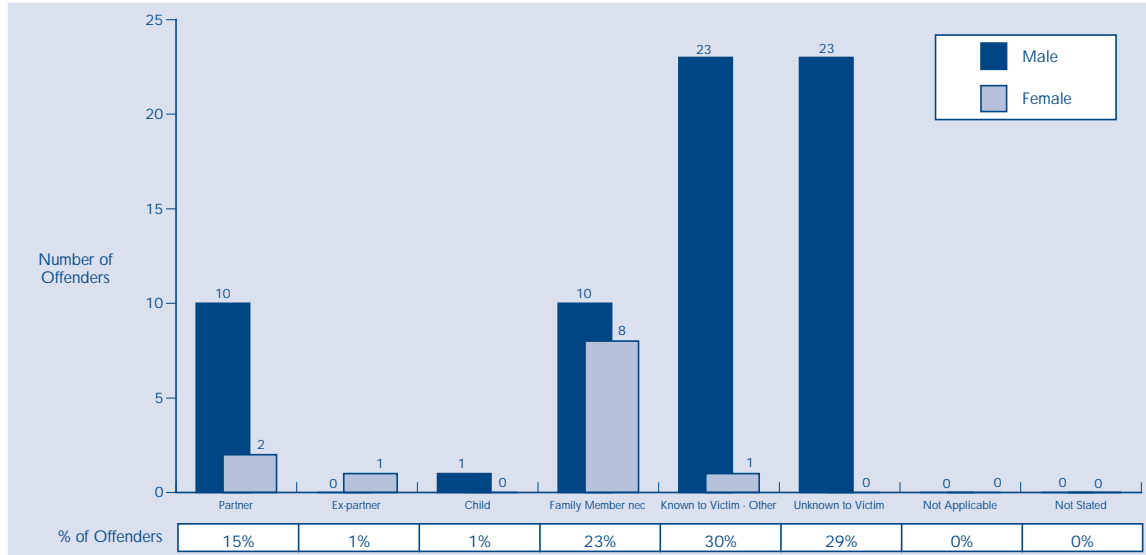
Offence	Known to Victim - Other		Unknown to Victim		Not Applicable		Not Stated	
	Male	Female	Male	Female	Male	Female	Male	Female
<b>Metropolitan North Region</b>								
Homicide (Murder)	2	0	4	0	0	0	0	0
Other Homicide	17	1	10	0	0	0	0	0
Attempted Murder	17	1	7	0	0	0	0	0
Conspiracy to Murder	0	0	0	0	0	0	0	0
Manslaughter (excl. by Driving)	0	0	0	0	0	0	0	0
Driving Causing Death	0	0	3	0	0	0	0	0
<b>Assault</b>	<b>341</b>	<b>68</b>	<b>771</b>	<b>157</b>	<b>3</b>	<b>1</b>	<b>4</b>	<b>2</b>
Grievous Assault*	29	5	32	0	0	0	0	0
Serious Assault*	185	33	271	32	1	0	0	0
Serious Assault (Other)*	18	4	104	21	0	0	1	0
Common Assault*	109	26	364	104	2	1	3	2
<b>Sexual Offences</b>	<b>111</b>	<b>2</b>	<b>39</b>	<b>1</b>	<b>0</b>	<b>0</b>	<b>29</b>	<b>1</b>
Rape & Attempted Rape	36	0	16	0	0	0	0	0
Other Sexual Offences	75	2	23	1	0	0	29	1
<b>Robbery</b>	<b>17</b>	<b>10</b>	<b>142</b>	<b>15</b>	<b>47</b>	<b>3</b>	<b>3</b>	<b>1</b>
Armed Robbery	10	7	51	3	40	2	1	0
Unarmed Robbery	7	3	91	12	7	1	2	1
<b>Extortion</b>	<b>7</b>	<b>0</b>	<b>0</b>	<b>0</b>	<b>1</b>	<b>0</b>	<b>1</b>	<b>0</b>
<b>Kidnapping &amp; Abduction</b>	<b>12</b>	<b>1</b>	<b>7</b>	<b>4</b>	<b>0</b>	<b>0</b>	<b>0</b>	<b>0</b>
<b>Other Offences Against the Person</b>	<b>53</b>	<b>10</b>	<b>34</b>	<b>1</b>	<b>0</b>	<b>0</b>	<b>90</b>	<b>12</b>
<b>Offences Against the Person</b>	<b>560</b>	<b>92</b>	<b>1007</b>	<b>178</b>	<b>51</b>	<b>4</b>	<b>127</b>	<b>16</b>
<b>Metropolitan South Region</b>								
Homicide (Murder)	7	0	5	0	0	0	0	0
Other Homicide	9	2	6	1	0	0	0	0
Attempted Murder	7	2	4	0	0	0	0	0
Conspiracy to Murder	0	0	0	0	0	0	0	0
Manslaughter (excl. by Driving)	1	0	0	0	0	0	0	0
Driving Causing Death	1	0	2	1	0	0	0	0
<b>Assault</b>	<b>320</b>	<b>81</b>	<b>390</b>	<b>83</b>	<b>3</b>	<b>1</b>	<b>6</b>	<b>0</b>
Grievous Assault*	26	7	15	2	0	0	1	0
Serious Assault*	165	38	126	22	0	0	4	0
Serious Assault (Other)*	18	11	69	19	1	0	1	0
Common Assault*	111	25	180	40	2	1	0	0
<b>Sexual Offences</b>	<b>131</b>	<b>0</b>	<b>27</b>	<b>0</b>	<b>0</b>	<b>0</b>	<b>25</b>	<b>0</b>
Rape & Attempted Rape	23	0	9	0	0	0	0	0
Other Sexual Offences	108	0	18	0	0	0	25	0
<b>Robbery</b>	<b>22</b>	<b>6</b>	<b>98</b>	<b>14</b>	<b>41</b>	<b>0</b>	<b>6</b>	<b>0</b>
Armed Robbery	14	1	65	7	36	0	2	0
Unarmed Robbery	8	5	33	7	5	0	4	0
<b>Extortion</b>	<b>2</b>	<b>0</b>	<b>0</b>	<b>0</b>	<b>0</b>	<b>0</b>	<b>1</b>	<b>0</b>
<b>Kidnapping &amp; Abduction</b>	<b>13</b>	<b>4</b>	<b>10</b>	<b>0</b>	<b>0</b>	<b>0</b>	<b>0</b>	<b>0</b>
<b>Other Offences Against the Person</b>	<b>48</b>	<b>10</b>	<b>28</b>	<b>1</b>	<b>0</b>	<b>0</b>	<b>64</b>	<b>9</b>
<b>Offences Against the Person</b>	<b>552</b>	<b>103</b>	<b>564</b>	<b>99</b>	<b>44</b>	<b>1</b>	<b>102</b>	<b>9</b>
<b>Queensland</b>								
Homicide (Murder)	23	1	23	0	0	0	0	0
Other Homicide	60	7	45	7	0	0	2	0
Attempted Murder	44	5	21	1	0	0	0	0
Conspiracy to Murder	2	1	0	0	0	0	0	0
Manslaughter (excl. by Driving)	4	0	5	0	0	0	0	0
Driving Causing Death	10	1	19	6	0	0	2	0
<b>Assault</b>	<b>3344</b>	<b>1133</b>	<b>4092</b>	<b>1111</b>	<b>16</b>	<b>8</b>	<b>43</b>	<b>12</b>
Grievous Assault*	224	54	184	15	1	0	1	0
Serious Assault*	1799	570	1415	243	2	1	9	1
Serious Assault (Other)*	175	56	604	186	1	3	10	1
Common Assault*	1146	453	1889	667	12	4	23	10
<b>Sexual Offences</b>	<b>1212</b>	<b>23</b>	<b>258</b>	<b>5</b>	<b>0</b>	<b>0</b>	<b>195</b>	<b>2</b>
Rape & Attempted Rape	255	4	73	0	0	0	0	0
Other Sexual Offences	957	19	185	5	0	0	195	2
<b>Robbery</b>	<b>125</b>	<b>37</b>	<b>562</b>	<b>86</b>	<b>174</b>	<b>28</b>	<b>18</b>	<b>3</b>
Armed Robbery	64	16	285	21	142	17	8	1
Unarmed Robbery	61	21	277	65	32	11	10	2
<b>Extortion</b>	<b>16</b>	<b>0</b>	<b>5</b>	<b>0</b>	<b>2</b>	<b>0</b>	<b>2</b>	<b>0</b>
<b>Kidnapping &amp; Abduction</b>	<b>90</b>	<b>16</b>	<b>63</b>	<b>4</b>	<b>0</b>	<b>0</b>	<b>1</b>	<b>0</b>
<b>Other Offences Against the Person</b>	<b>469</b>	<b>103</b>	<b>197</b>	<b>18</b>	<b>2</b>	<b>1</b>	<b>536</b>	<b>74</b>
<b>Offences Against the Person</b>	<b>5339</b>	<b>1320</b>	<b>5245</b>	<b>1231</b>	<b>194</b>	<b>37</b>	<b>797</b>	<b>91</b>

\* Only those offenders whose age and sex were identified are included.

+ A more detailed breakdown of Assaults is presented for the first time in the current publication.

# Offender/Victim Relationships

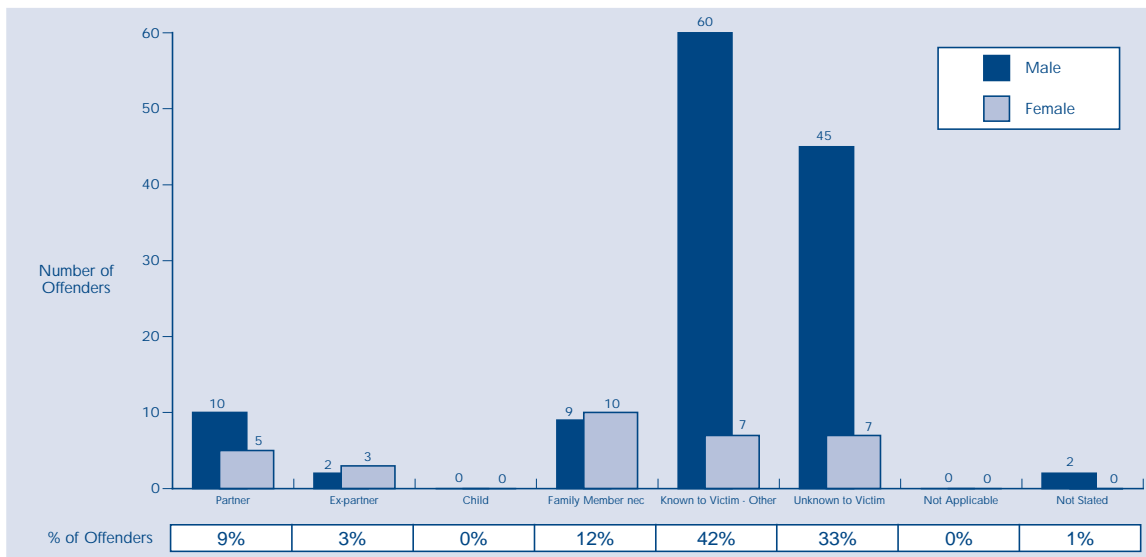
## Homicide (Murder)\* - 2002/2003



For approximately 70% of Homicide (Murder) offences, the offender was known to the victim. For over 39% of offences, the offender was from the same family as the

victim, and this includes partners, spouses, children, siblings, grandparents, aunts, uncles and other familial relationships.

## Other Homicide\* - 2002/2003



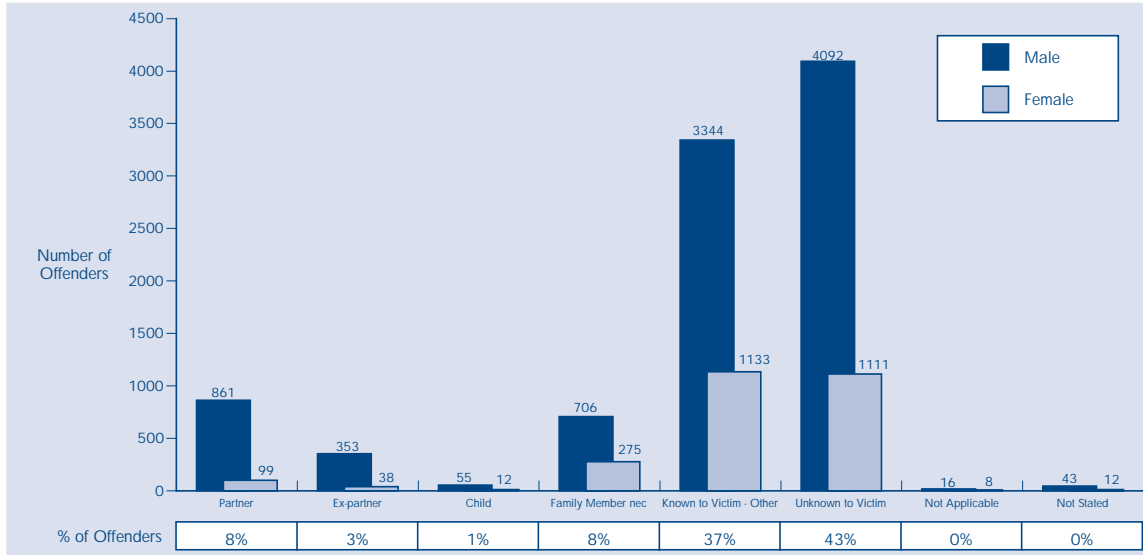
Of those offenders proceeded against for Other Homicide, 33% did not know the victim. In 24% of cases, the victim was a family member and a further 42% were

known to the victim either as friends, acquaintances, neighbours or colleagues.

\* Only those offenders whose age and sex were identified are included.

# Offender/Victim Relationships

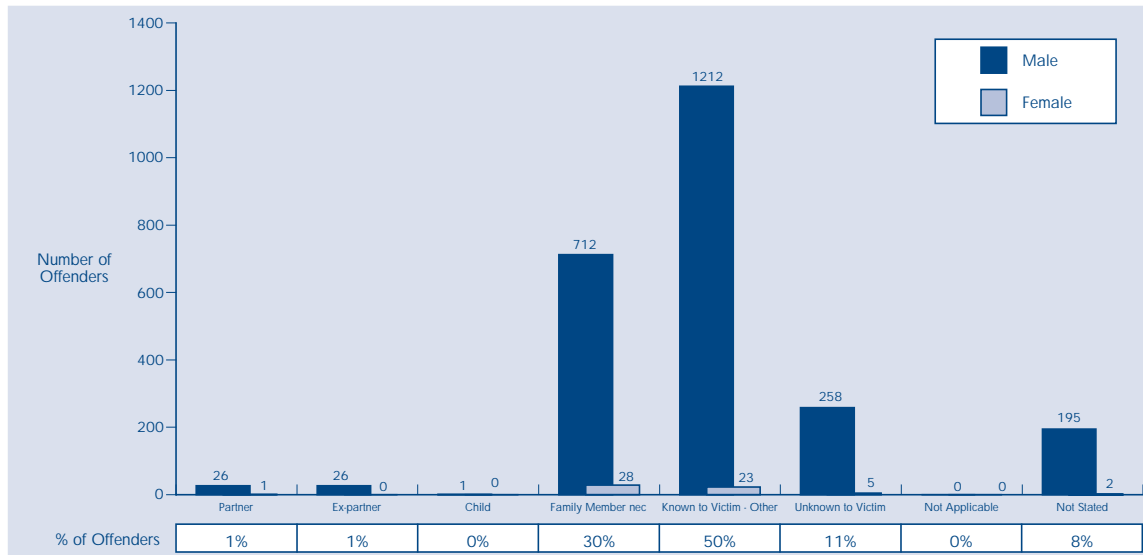
## Assault\* - 2002/2003



Of those offenders proceeded against for Assault, 43% were not known to the victim. In 17% of cases, the victim was a family member and a further 37% were

known to the victim either as friends, acquaintances, neighbours or colleagues.

## Sexual Offences\* - 2002/2003



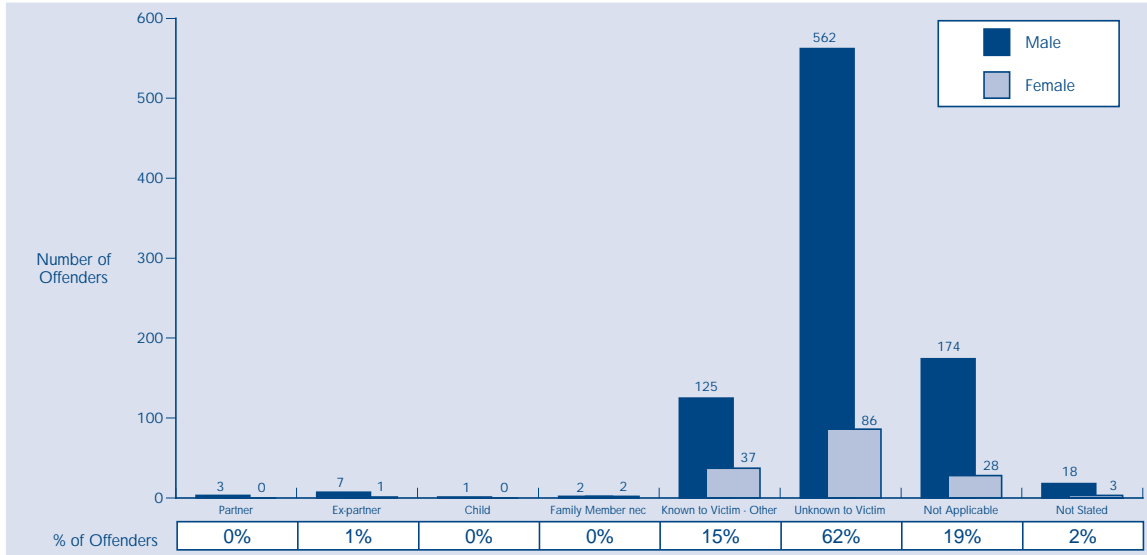
For a substantial proportion of Sexual Offences (82%), the offender was known to the victim. A large proportion (31%) of victims were of the same family as the

offender while a larger proportion (50%) were either acquaintances, friends, neighbours or colleagues.

\* Only those offenders whose age and sex were identified are included.

# Offender/Victim Relationships

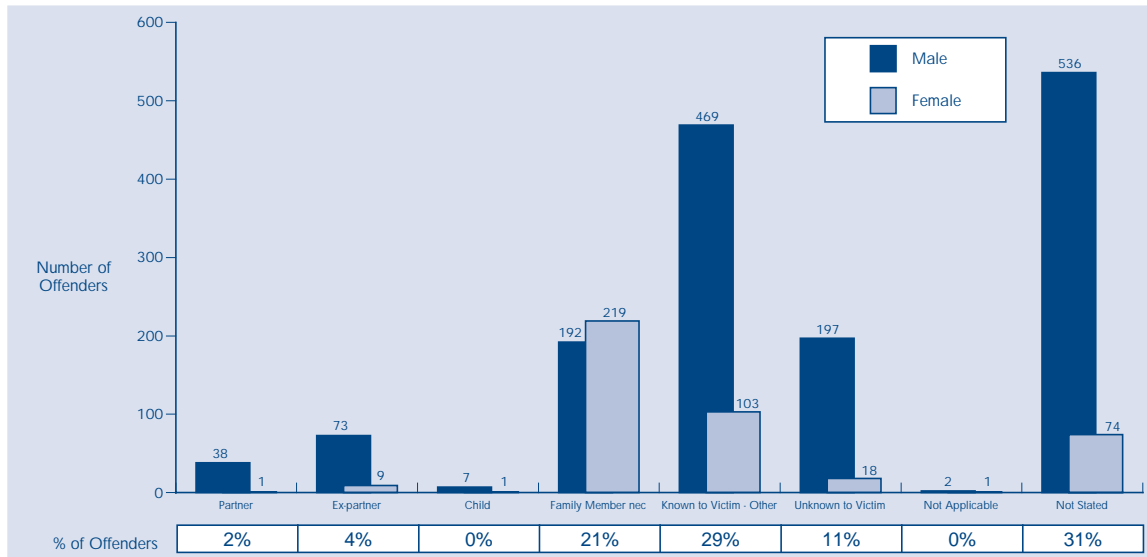
## Robbery\* - 2002/2003



Approximately 19% of offender/victim relationships were listed as 'Not Applicable' due to the fact that the victim was classified either as a company or as an

organisation, rather than as an individual. In most cases (62%), the offender was not known to the victim.

## Other Offences Against the Person\* - 2002/2003



Approximately 31% of offender/victim relationships were listed as 'Not Stated'. Of those relationships that were recorded, 11% involved situations where the

offender was not known to the victim. Approximately 21% involved offenders who were related to the victim and 29% who were known to the victim.

\* Only those offenders whose age and sex were identified are included.