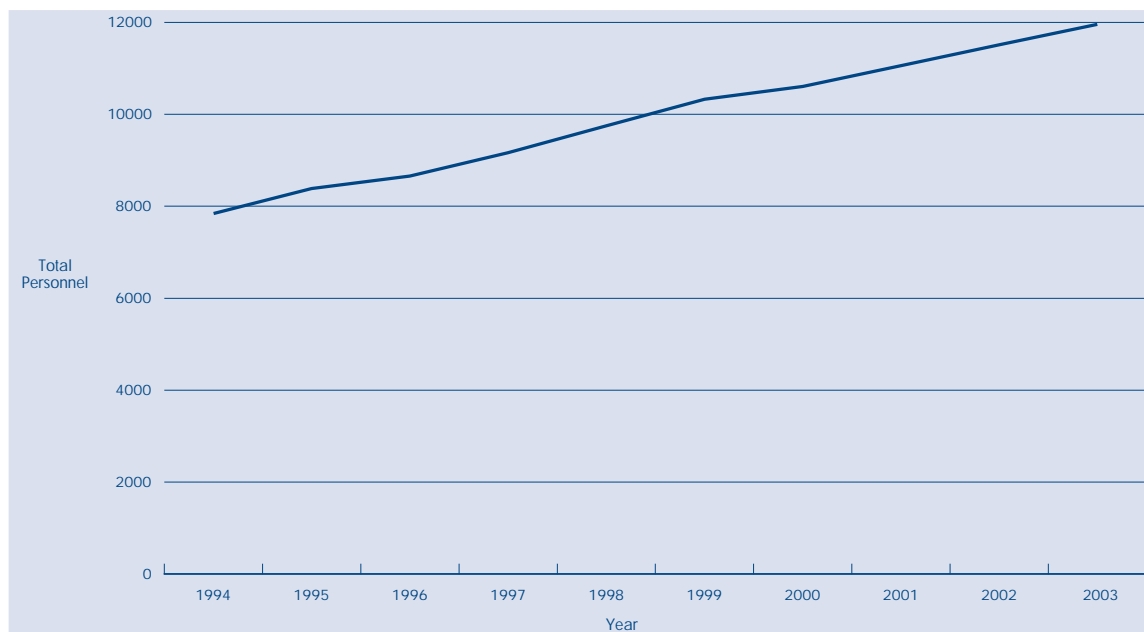


Personnel

This section provides statistics pertaining to personnel within the Police Service. All data contained in this section were provided by the Human Resource Management Branch of the Queensland Police Service, unless otherwise noted.

Total Police Service Personnel - 30 June



Personnel

Personnel by Rank/Classification at 30 June

Rank/Classification	2002			2003		
	Male	Female	Persons	Male	Female	Persons
Police Personnel						
Executive Officers	13	1	14	13	1	14
Commissioner	1	0	1	1	0	1
Deputy Commissioner	1	0	1	1	0	1
Assistant Commissioner	11	1	12	11	1	12
Commissioned Officers	300	18	318	298	18	316
Chief Superintendent	14	1	15	13	1	14
Superintendent	34	0	34	34	0	34
Inspector	252	17	269	251	17	268
Non-Commissioned Officers	2168	196	2364	2271	229	2500
Senior Sergeant	534	32	566	563	36	599
Sergeant	1634	164	1798	1708	193	1901
Constables	3971	1386	5357	4100	1504	5604
Senior Constable	2103	427	2530	2116	498	2614
Constable	1868	959	2827	1984	1006	2990
Total Police Officers	6452	1601	8053	6682	1752	8434
Recruits in Training	222	93	315	187	83	270
Total Police Personnel	6674	1694	8368	6869	1835	8704
Public Service Officers*						
Senior Executive Service/Senior Officer	14	1	15	18	2	20
Deputy Chief Executive	1	0	1	1	0	1
Director	4	1	5	6	1	7
Senior Officer	9	0	9	11	1	12
Other Officers	625	1759	2384	635	1810	2445
Administrative Officer	532	1678	2210	545	1725	2270
Technical Officer	16	14	30	15	14	29
Professional Officer	74	67	141	73	71	144
Operational Officer	3	0	3	2	0	2
Total Public Service Officers	639	1760	2399	653	1812	2465
General Employees						
Communication Room Operators	100	122	222	103	127	230
Police Liaison Officers	77	40	117	72	40	112
Assistant Watchhouse Officers	13	6	19	12	6	18
Queensland ATSI Police	12	4	16	11	3	14
Trainees - Justice Studies	0	0	0	6	5	11
Trainees - General	14	53	67	24	60	84
Pilots	7	0	7	7	0	7
General Wages Staff	106	96	202	117	96	213
Trade and Trade Related	69	1	70	82	1	83
Casual	4	19	23	5	15	20
Total Other Personnel	402	341	743	439	353	792
All Personnel						
Total All Personnel	7715	3795	11510	7961	4000	11961

* Includes temporary employees occupying Public Service positions.

Personnel

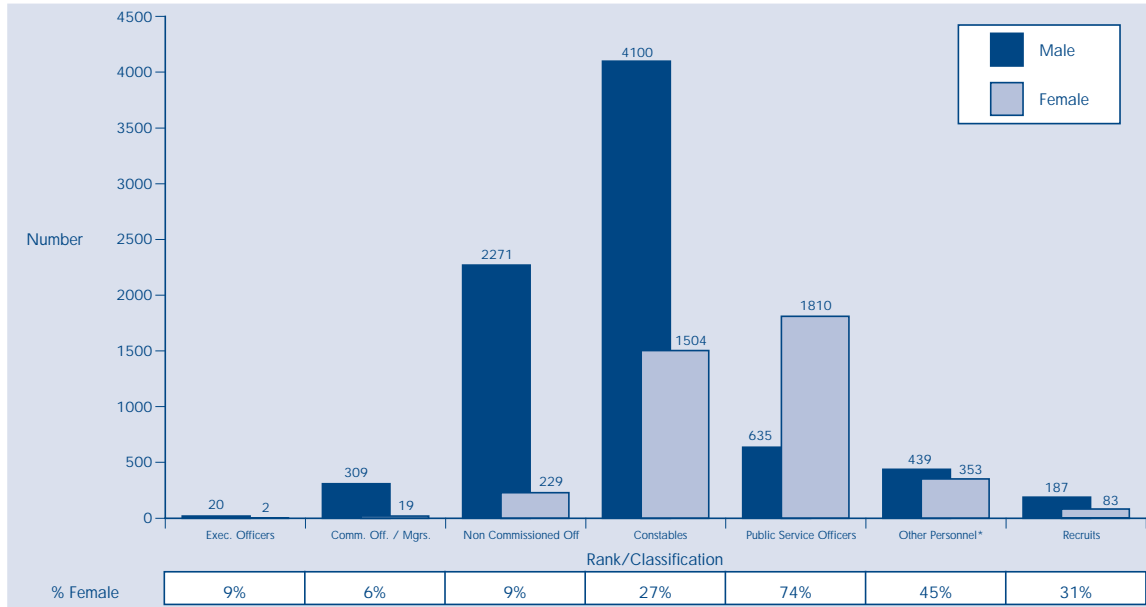
Separations by Rank/Classification - 2002/2003

Rank/Classification	Retirements				Other Separations					Total
	Compulsory	Post Age 55	VER	Medical Grounds	Resignation	Death	Dismissal	Scheduled Completion	Transfer to other Govt Agencies	
Police Personnel										
Executive Officers	0	2	0	0	0	0	0	1	n/a	3
Commissioner	0	0	0	0	0	0	0	0	n/a	0
Deputy Commissioner	0	1	0	0	0	0	0	0	n/a	1
Assistant Commissioner	0	1	0	0	0	0	0	1	n/a	2
Commissioned Officers	3	13	0	1	3	1	0	0	n/a	21
Chief Superintendent	0	2	0	0	1	0	0	0	n/a	3
Superintendent	1	0	0	0	1	0	0	0	n/a	2
Inspector	2	11	0	1	1	1	0	0	n/a	16
Non-Commissioned Officers	3	18	0	14	31	0	1	0	n/a	67
Senior Sergeant	0	5	0	4	11	0	0	0	n/a	20
Sergeant	3	13	0	10	20	0	1	0	n/a	47
Constables	0	4	0	23	122	2	4	0	n/a	155
Senior Constable *	0	4	0	17	38	2	2	0	n/a	63
Constable ^	0	0	0	6	84	0	2	0	n/a	92
Total Police Officers	6	37	0	38	156	3	5	1	n/a	246
Public Service Officers*										
Senior Executive Service/Senior Officer	n/a	1	0	0	1	0	0	0	0	2
Deputy Chief Executive	n/a	0	0	0	0	0	0	0	0	0
Director	n/a	1	0	0	0	0	0	0	0	1
Senior Officer	n/a	0	0	0	1	0	0	0	0	1
Other Officers	n/a	12	25	5	157	0	2	82	26	309
Administrative Officer	n/a	10	23	4	137	0	2	68	23	267
Technical Officer	n/a	0	0	0	5	0	0	2	0	7
Professional Officer	n/a	0	2	1	14	0	0	10	3	30
Operational Officer	n/a	2	0	0	1	0	0	2	0	5
Total Public Service Officers	n/a	13	25	5	158	0	2	82	26	311
General Employees										
Communication Room Operators	n/a	0	0	0	9	0	0	1	1	11
Police Liaison Officers	n/a	0	2	1	6	0	0	0	0	9
Assistant Watchhouse Officers	n/a	0	0	0	1	0	0	0	0	1
Queensland ATSI Police	n/a	0	0	0	0	0	0	0	0	0
Trainees - Justice Studies	n/a	0	0	0	0	0	0	0	0	0
Trainees - General	n/a	0	0	0	11	0	0	28	1	40
Pilots	n/a	0	0	0	0	0	0	0	0	0
General Wages Staff	n/a	1	0	0	21	1	1	4	0	28
Trade and Trade Related	n/a	1	0	0	3	0	0	0	0	4
Casual	n/a	0	0	0	1	0	0	2	0	3
Total Other Personnel	n/a	2	2	1	52	1	1	35	2	96
All Personnel										
Total All Personnel	6	52	27	44	366	4	8	118	28	653

* Includes temporary employees occupying Public Service positions.
VER - Voluntary Early Retirement.

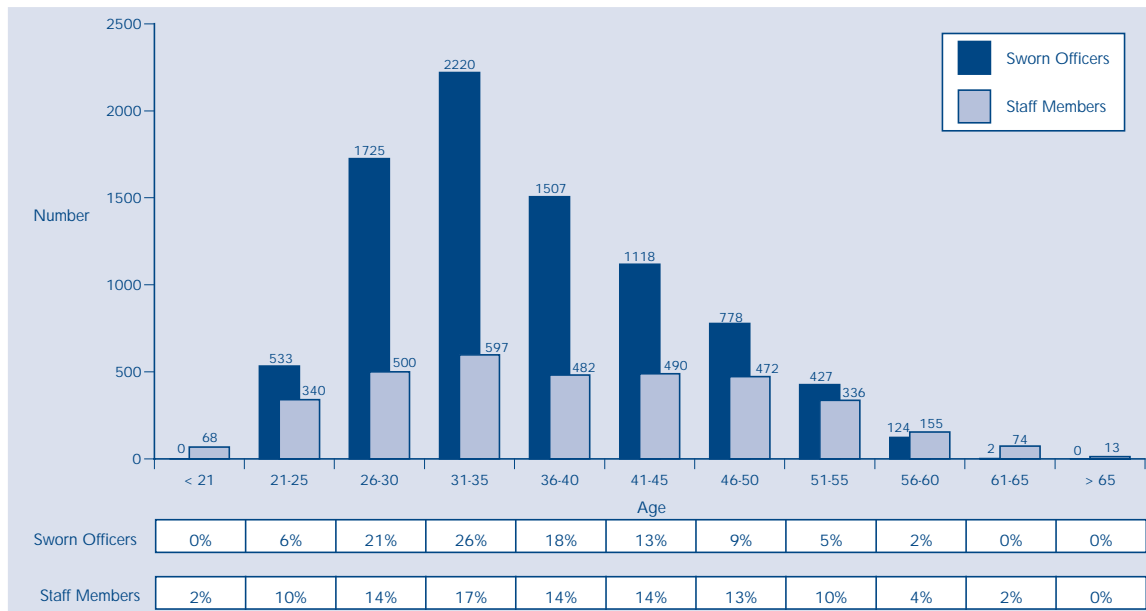
Personnel

Personnel by Gender - 30 June 2003



* Other Personnel includes Communication Room Operators, Police Liaison Officers, Assistant Watchhouse Officers, Queensland ATSI Police, Trainees, Pilots, General Wages Staff, Trade and Trade Related and Casual staff.

Personnel by Age - 30 June 2003



Personnel

*Sworn Officers Promotions, Transfers and Review 2002/2003**

	Promotion	Transfer**	Lateral Transfer#	Disciplinary / Suspension / Stand-down*	Total
Decisions	339	262	1789	18	2408
Decisions Reviewed	53	11	0	13	77
Percent of Decisions Reviewed	15.6%	4.2%	0.0%	72.2%	3.2%
Reviews lodged	188	27	0	10	225
Upheld^	0	0	0	0	0
Dismissed^	46	6	0	2	54
Lapsed^	6	0	0	2	8
Withdrawn^	108	11	0	3	122
Re-assessed^	9	2	0	3	14
Awaiting Hearing^	22	3	0	2	27

* Disciplinary reviews restricted to Breaches of Discipline only.

** Excludes the initial allocation of Recruits.

^ Results of Reviews include some decisions of Reviews lodged during 2001/02.

Includes the Permanent Allocation of First Year Constables.

Police Recruitment Appointment by Gender

Type of Appointment	2001/02			2002/03		
	Male	Female	Total	Male	Female	Total
Sworn-In	362	172	534	437	189	626
Recruit - PROVE Program*	304	166	470	358	181	539
Recruit - Abridged Program^	46	5	51	76	8	84
Other	12	1	13	3	0	3
Intake	405	167	572	425	194	619

^ Former Police Officers put through Police Operational Conversion (POC) Course.

* PROVE - Police Recruit Operational Vocational Education Course for new recruits.