

Victims of Crime

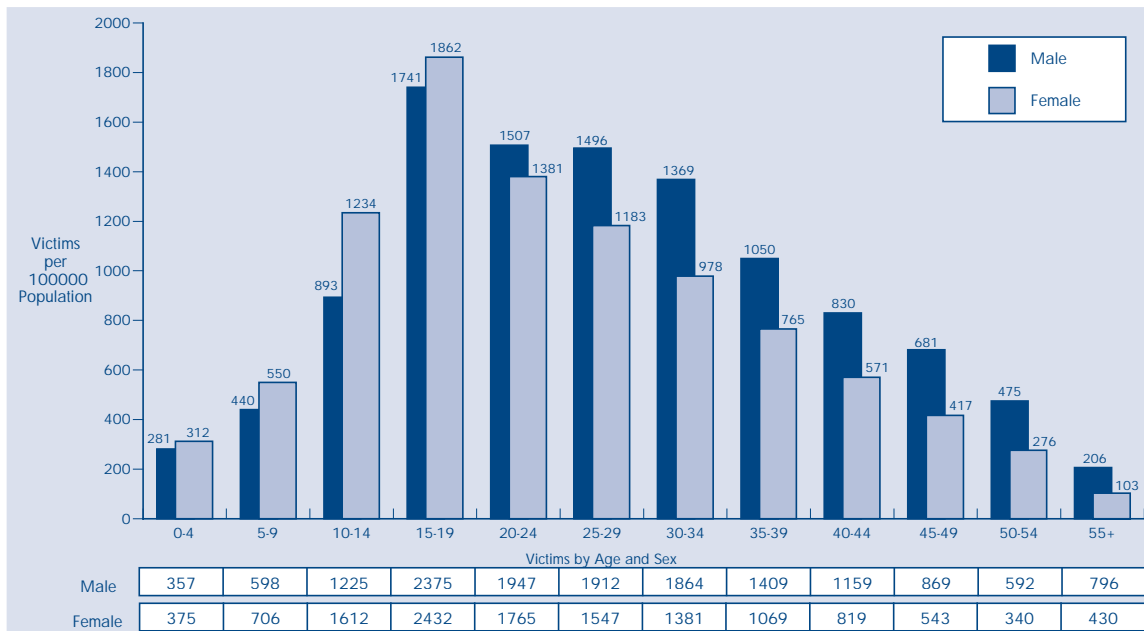
This section contains detailed information relating to victims of Offences Against the Person. They do not provide a unique victim count as one person may be counted several times if they were the victim of more than one offence.

There are several cases where the victim of an Offence Against the Person is not, according to the statistical definitions used, a person. For example, the victim of an Armed Robbery of a Bank is the banking organisation, rather than the teller, while 'Armed so as to Cause Fear or Alarm' is commonly a "Regina" offence, where the Crown is deemed to be the victim. Organisations which were the victims of crime were not included in the following tables and graphs.

As the graph below illustrates, females aged fifteen to nineteen years are the most common victims of Offences Against the Person on a per capita basis. Females aged fifty-five and over are the least victimised. During 2002/03, there were slightly more male than female victims. Fifty-four percent of victims were male, while forty-six percent of victims were female.

The preliminary Estimated Residential Population by Sex and Age for 30 June, 2002 (Australian Bureau of Statistics Catalogue No. 3201.0) was used to calculate the number of victims per 100,000 population. 'Age' refers to the victim's age on the date the offence was reported to police, rather than their age on the date the offence occurred.

Offences Against the Person - 2002/2003*



* Only those offences where the victim's age and sex were identified are included.

Victims of Crime

By Age and Sex* - 2002/2003

Offence	0 - 14		15 years		16 years		17 years		18 years		19 years	
	Male	Female	Male	Female	Male	Female	Male	Female	Male	Female	Male	Female
Far Northern Region												
Homicide (Murder)	3	1	0	0	0	0	0	0	0	0	0	0
Other Homicide	0	1	0	0	1	0	0	0	0	0	0	0
Attempted Murder	0	1	0	0	0	0	0	0	0	0	0	0
Conspiracy to Murder	0	0	0	0	0	0	0	0	0	0	0	0
Manslaughter (excl. by Driving)	0	0	0	0	0	0	0	0	0	0	0	0
Driving Causing Death	0	0	0	0	1	0	0	0	0	0	0	0
Assault	104	80	31	32	18	25	27	32	25	44	27	51
Grievous Assault*	2	1	1	1	1	1	2	1	5	2	1	1
Serious Assault*	50	31	16	19	9	13	11	14	13	19	19	24
Serious Assault(Other)*	1	2	0	2	1	0	2	0	1	2	2	1
Other Assault*	51	46	14	10	7	11	12	17	6	21	5	25
Sexual Offences	80	153	10	23	2	10	3	6	4	10	0	7
Rape & Attempted Rape	13	25	1	10	0	3	0	2	1	5	0	3
Other Sexual Offences	67	128	9	13	2	7	3	4	3	5	0	4
Robbery	3	4	0	0	3	0	1	0	0	0	2	0
Armed Robbery	1	1	0	0	0	0	0	0	0	0	1	0
Unarmed Robbery	2	3	0	0	3	0	1	0	0	0	1	0
Extortion	0	0	0	0	0	0	0	0	0	0	0	0
Kidnapping & Abduction	3	7	0	0	1	0	2	0	0	0	0	0
Other Offences Against the Person	109	89	3	7	1	1	1	5	0	4	0	2
Offences Against the Person	302	335	44	62	26	36	32	45	29	58	29	60
Northern Region												
Homicide (Murder)	1	0	0	0	0	0	0	0	0	0	0	0
Other Homicide	1	1	1	0	0	0	0	0	0	0	0	0
Attempted Murder	1	1	0	0	0	0	0	0	0	0	0	0
Conspiracy to Murder	0	0	0	0	0	0	0	0	0	0	0	0
Manslaughter (excl. by Driving)	0	0	0	0	0	0	0	0	0	0	0	0
Driving Causing Death	0	0	1	0	0	0	0	0	0	0	0	0
Assault	109	75	28	23	19	29	29	32	34	41	46	42
Grievous Assault*	5	4	0	0	0	2	1	0	4	2	5	1
Serious Assault*	47	45	17	13	14	16	15	23	18	21	25	20
Serious Assault(Other)*	4	2	0	0	0	1	2	1	2	1	2	2
Other Assault*	53	24	11	10	5	10	11	8	10	17	14	19
Sexual Offences	44	141	3	17	2	21	0	31	2	16	1	7
Rape & Attempted Rape	2	24	0	5	0	8	0	10	0	10	0	5
Other Sexual Offences	42	117	3	12	2	13	0	21	2	6	1	2
Robbery	6	0	0	0	3	0	2	2	3	0	1	0
Armed Robbery	0	0	0	0	0	0	1	0	1	0	0	0
Unarmed Robbery	6	0	0	0	3	0	1	2	2	0	1	0
Extortion	0	0	0	0	0	0	0	0	0	0	0	0
Kidnapping & Abduction	2	6	0	1	0	1	0	1	1	2	0	1
Other Offences Against the Person	110	94	0	8	3	4	0	7	4	4	2	1
Offences Against the Person	273	317	32	49	27	55	31	73	44	63	50	51
Central Region												
Homicide (Murder)	1	0	0	0	0	0	0	0	0	0	0	0
Other Homicide	1	1	1	1	0	0	0	0	0	1	0	0
Attempted Murder	1	0	0	0	0	0	0	0	0	0	0	0
Conspiracy to Murder	0	1	0	0	0	0	0	0	0	0	0	0
Manslaughter (excl. by Driving)	0	0	0	0	0	0	0	0	0	0	0	0
Driving Causing Death	0	0	1	1	0	0	0	0	0	1	0	0
Assault	102	77	20	17	28	31	28	35	39	23	26	23
Grievous Assault*	3	0	0	0	0	0	1	0	2	0	1	0
Serious Assault*	47	25	15	10	18	19	19	17	28	13	16	8
Serious Assault(Other)*	0	0	1	0	0	0	0	1	2	0	1	2
Other Assault*	52	52	4	7	10	12	8	17	7	10	8	13
Sexual Offences	38	143	7	32	2	26	4	15	2	9	1	6
Rape & Attempted Rape	2	23	1	9	0	8	1	9	0	2	1	6
Other Sexual Offences	36	120	6	23	2	18	3	6	2	7	0	0
Robbery	2	0	2	1	2	0	3	1	1	1	2	2
Armed Robbery	0	0	0	0	1	0	1	1	0	1	1	2
Unarmed Robbery	2	0	2	1	1	0	2	0	1	0	1	0
Extortion	0	0	0	0	0	0	0	0	0	0	0	0
Kidnapping & Abduction	0	4	1	0	0	1	0	0	1	1	0	0
Other Offences Against the Person	11	21	1	1	2	2	6	5	3	3	2	6
Offences Against the Person	155	246	32	52	34	60	41	56	46	38	31	37

* Those victims whose sex was not stated have not been included

+ A more detailed breakdown of Assaults is presented for the first time in the current publication.

Victims of Crime

By Age and Sex* - 2002/2003

Offence	20 - 24		25 - 29		30 - 39		40 - 49		50 & over		Not Stated	
	Male	Female	Male	Female	Male	Female	Male	Female	Male	Female	Male	Female
Far Northern Region												
Homicide (Murder)	0	0	1	2	4	0	1	0	1	1	0	0
Other Homicide	0	1	1	0	0	1	3	0	1	0	0	0
Attempted Murder	0	1	1	0	0	0	2	0	0	0	0	0
Conspiracy to Murder	0	0	0	0	0	0	0	0	0	0	0	0
Manslaughter (excl. by Driving)	0	0	0	0	0	0	1	0	1	0	0	0
Driving Causing Death	0	0	0	0	0	1	0	0	0	0	0	0
Assault	130	181	169	191	312	270	172	131	125	71	70	30
Grievous Assault*	12	7	9	7	18	16	13	8	6	3	3	2
Serious Assault*	70	91	66	91	109	137	72	72	50	31	11	7
Serious Assault(Other)*	11	6	18	15	30	7	12	3	14	4	13	3
Other Assault*	37	77	76	78	155	110	75	48	55	33	43	18
Sexual Offences	12	28	1	19	2	30	1	9	1	6	4	14
Rape & Attempted Rape	2	7	0	7	0	11	0	3	0	2	0	4
Other Sexual Offences	10	21	1	12	2	19	1	6	1	4	4	10
Robbery	9	5	5	5	9	6	10	4	7	4	0	3
Armed Robbery	1	2	0	1	3	0	2	1	2	0	0	0
Unarmed Robbery	8	3	5	4	6	6	8	3	5	4	0	3
Extortion	0	0	0	0	0	0	1	1	0	0	0	0
Kidnapping & Abduction	0	1	0	1	1	0	0	2	0	0	0	1
Other Offences Against the Person	3	9	8	14	17	27	5	9	17	3	44	17
Offences Against the Person	154	225	185	232	345	334	193	156	152	85	118	65
Northern Region												
Homicide (Murder)	2	0	0	0	2	1	0	0	0	0	0	1
Other Homicide	2	1	3	0	1	0	1	0	2	0	1	0
Attempted Murder	0	1	0	0	1	0	0	0	0	0	0	0
Conspiracy to Murder	0	0	0	0	0	0	0	0	0	0	0	0
Manslaughter (excl. by Driving)	0	0	2	0	0	0	1	0	1	0	0	0
Driving Causing Death	2	0	1	0	0	0	0	0	1	0	1	0
Assault	130	218	183	183	302	244	172	105	94	47	65	26
Grievous Assault*	14	7	14	4	29	14	19	10	7	3	1	0
Serious Assault*	68	129	60	95	106	149	81	52	48	22	13	5
Serious Assault(Other)*	9	10	22	22	29	12	19	5	8	2	12	4
Other Assault*	39	72	87	62	138	69	53	38	31	20	39	17
Sexual Offences	9	23	1	18	5	30	4	13	0	3	6	7
Rape & Attempted Rape	1	15	0	12	2	15	2	8	0	0	0	1
Other Sexual Offences	8	8	1	6	3	15	2	5	0	3	6	6
Robbery	5	1	3	1	7	6	9	3	15	7	3	1
Armed Robbery	2	0	2	0	2	2	6	1	2	3	1	0
Unarmed Robbery	3	1	1	1	5	4	3	2	13	4	2	1
Extortion	0	0	0	0	0	0	0	0	0	0	0	0
Kidnapping & Abduction	1	3	0	2	2	1	2	3	0	0	0	0
Other Offences Against the Person	11	15	10	16	16	36	15	23	11	9	25	16
Offences Against the Person	160	261	200	220	335	318	203	147	122	66	100	51
Central Region												
Homicide (Murder)	0	0	0	0	2	0	0	0	0	0	1	0
Other Homicide	2	1	1	1	3	0	3	0	2	0	0	0
Attempted Murder	0	1	1	1	3	0	2	0	1	0	0	0
Conspiracy to Murder	0	0	0	0	0	0	0	0	0	0	0	0
Manslaughter (excl. by Driving)	0	0	0	0	0	0	0	0	0	0	0	0
Driving Causing Death	2	0	0	0	0	0	1	0	1	0	0	0
Assault	154	81	150	105	279	149	125	73	72	33	54	22
Grievous Assault*	7	1	13	5	17	3	11	2	4	1	2	2
Serious Assault*	78	32	73	45	111	77	53	40	38	11	15	6
Serious Assault(Other)*	10	11	19	10	31	9	16	3	3	6	7	0
Other Assault*	59	37	45	45	120	60	45	28	27	15	30	14
Sexual Offences	8	25	1	17	10	27	13	7	0	5	10	12
Rape & Attempted Rape	1	8	0	9	0	14	1	3	0	1	1	5
Other Sexual Offences	7	17	1	8	10	13	12	4	0	4	9	7
Robbery	8	6	4	0	7	1	4	5	7	5	2	1
Armed Robbery	5	2	0	0	4	0	1	2	3	1	1	0
Unarmed Robbery	3	4	4	0	3	1	3	3	4	4	1	1
Extortion	0	0	0	0	0	0	0	0	0	0	0	0
Kidnapping & Abduction	1	3	0	0	1	2	2	0	0	1	0	0
Other Offences Against the Person	16	26	9	11	29	24	29	23	20	9	10	7
Offences Against the Person	189	142	165	134	331	203	176	108	101	53	77	42

* Those victims whose sex was not stated have not been included

+ A more detailed breakdown of Assaults is presented for the first time in the current publication.

Victims of Crime

By Age and Sex* - 2002/2003

Offence	0 - 14		15 years		16 years		17 years		18 years		19 years	
	Male	Female	Male	Female	Male	Female	Male	Female	Male	Female	Male	Female
North Coast Region												
Homicide (Murder)	2	1	0	0	0	0	0	0	0	0	0	0
Other Homicide	4	0	0	0	1	0	0	0	0	0	1	1
Attempted Murder	3	0	0	0	1	0	0	0	0	0	1	0
Conspiracy to Murder	0	0	0	0	0	0	0	0	0	0	0	0
Manslaughter (excl. by Driving)	0	0	0	0	0	0	0	0	0	0	0	0
Driving Causing Death	1	0	0	0	0	0	0	0	0	0	0	1
Assault	260	168	48	58	82	51	70	44	55	50	54	42
Grievous Assault*	2	2	1	0	8	2	2	0	0	0	3	1
Serious Assault*	137	78	30	35	46	24	44	16	39	32	34	22
Serious Assault(Other)*	11	3	0	2	5	1	4	5	3	0	3	1
Other Assault*	110	85	17	21	23	24	20	23	13	18	14	18
Sexual Offences	78	276	9	35	9	36	2	21	2	29	1	12
Rape & Attempted Rape	11	53	1	8	2	19	0	9	0	9	0	5
Other Sexual Offences	67	223	8	27	7	17	2	12	2	20	1	7
Robbery	11	3	8	4	9	5	9	2	9	2	3	1
Armed Robbery	2	0	1	1	4	2	4	0	3	1	3	1
Unarmed Robbery	9	3	7	3	5	3	5	2	6	1	0	0
Extortion	0	0	0	0	0	0	0	0	0	0	0	0
Kidnapping & Abduction	4	6	0	0	1	5	0	2	1	1	1	4
Other Offences Against the Person	64	66	5	10	0	7	6	4	5	6	0	9
Offences Against the Person	423	520	70	107	102	104	87	73	72	88	60	69
Southern Region												
Homicide (Murder)	0	0	0	0	0	0	0	0	0	0	0	0
Other Homicide	0	2	0	0	0	0	0	0	0	0	1	0
Attempted Murder	0	2	0	0	0	0	0	0	0	0	0	0
Conspiracy to Murder	0	0	0	0	0	0	0	0	0	0	0	0
Manslaughter (excl. by Driving)	0	0	0	0	0	0	0	0	0	0	0	0
Driving Causing Death	0	0	0	0	0	0	0	0	0	0	1	0
Assault	150	100	41	34	34	39	44	28	55	24	45	43
Grievous Assault*	4	2	1	0	0	0	1	0	3	0	2	1
Serious Assault*	81	46	22	21	23	24	27	15	38	9	30	25
Serious Assault(Other)*	5	2	0	0	0	0	3	0	1	2	1	1
Other Assault*	60	50	18	13	11	15	13	13	13	13	12	16
Sexual Offences	44	160	1	33	5	24	1	19	0	19	1	9
Rape & Attempted Rape	8	22	0	10	0	12	1	4	0	10	1	1
Other Sexual Offences	36	138	1	23	5	12	0	15	0	9	0	8
Robbery	12	1	4	0	11	2	4	2	4	5	3	2
Armed Robbery	3	0	2	0	5	0	1	2	2	3	1	2
Unarmed Robbery	9	1	2	0	6	2	3	0	2	2	2	0
Extortion	0	0	0	0	0	0	0	0	0	0	0	0
Kidnapping & Abduction	4	15	1	4	0	0	1	3	1	1	0	1
Other Offences Against the Person	42	42	5	13	3	7	4	7	3	9	3	9
Offences Against the Person	252	320	52	84	53	72	54	59	63	58	53	64
South Eastern Region												
Homicide (Murder)	0	0	0	0	0	0	0	0	0	0	0	0
Other Homicide	2	0	0	0	0	0	0	0	0	0	1	1
Attempted Murder	2	0	0	0	0	0	0	0	0	0	1	0
Conspiracy to Murder	0	0	0	0	0	0	0	0	0	0	0	0
Manslaughter (excl. by Driving)	0	0	0	0	0	0	0	0	0	0	0	0
Driving Causing Death	0	0	0	0	0	0	0	0	0	0	0	1
Assault	172	123	57	38	59	26	70	31	63	25	62	35
Grievous Assault*	5	3	0	0	5	0	2	1	6	0	4	0
Serious Assault*	92	63	42	17	41	14	52	20	44	11	40	20
Serious Assault(Other)*	5	4	0	1	3	0	4	0	1	0	3	0
Other Assault*	70	53	15	20	10	12	12	10	12	14	15	15
Sexual Offences	70	239	6	44	29	15	27	16	2	23	11	18
Rape & Attempted Rape	6	30	0	11	0	6	1	4	0	14	0	6
Other Sexual Offences	64	209	6	33	29	9	26	12	2	9	11	12
Robbery	20	6	16	4	14	2	14	5	18	2	16	4
Armed Robbery	4	1	8	0	3	0	2	2	6	1	3	2
Unarmed Robbery	16	5	8	4	11	2	12	3	12	1	13	2
Extortion	0	0	0	0	0	0	0	0	0	0	1	0
Kidnapping & Abduction	12	8	1	5	0	1	1	2	0	1	0	1
Other Offences Against the Person	40	32	0	5	2	2	4	4	7	6	4	6
Offences Against the Person	316	408	80	96	104	46	116	58	90	57	95	65

* Those victims whose sex was not stated have not been included.
 + A more detailed breakdown of Assaults is presented for the first time in the current publication.

Victims of Crime

By Age and Sex* - 2002/2003

Offence	20 - 24		25 - 29		30 - 39		40 - 49		50 & over		Not Stated	
	Male	Female	Male	Female	Male	Female	Male	Female	Male	Female	Male	Female
North Coast Region												
Homicide (Murder)	1	0	0	0	3	1	0	0	1	0	0	0
Other Homicide	4	1	1	0	4	1	4	2	2	1	1	0
Attempted Murder	3	0	0	0	4	1	4	2	0	0	1	0
Conspiracy to Murder	0	0	0	0	0	0	0	0	0	0	0	0
Manlaughter (excl. by Driving)	1	0	0	0	0	0	0	0	0	0	0	0
Driving Causing Death	0	1	1	0	0	0	0	0	2	1	0	0
Assault	211	140	225	145	423	244	303	160	168	75	95	29
Grievous Assault*	15	4	16	2	31	6	21	4	9	1	5	3
Serious Assault*	119	65	83	78	162	124	122	81	93	34	18	4
Serious Assault(Other)*	18	4	28	10	53	13	30	6	13	6	15	3
Other Assault*	59	67	98	55	177	101	130	69	53	34	57	19
Sexual Offences	5	53	7	36	21	43	6	29	1	5	9	20
Rape & Attempted Rape	4	22	0	11	1	18	0	15	0	1	1	2
Other Sexual Offences	1	31	7	25	20	25	6	14	1	4	8	18
Robbery	21	4	7	6	13	6	11	7	10	9	5	2
Armed Robbery	11	0	3	2	6	2	4	0	4	3	4	0
Unarmed Robbery	10	4	4	4	7	4	7	7	6	6	1	2
Extortion	0	0	0	0	0	0	1	1	0	0	0	0
Kidnapping & Abduction	4	3	2	4	3	4	1	9	1	1	0	0
Other Offences Against the Person	23	31	24	27	54	59	61	42	41	41	22	18
Offences Against the Person	269	232	266	218	521	358	387	250	224	132	132	69
Southern Region												
Homicide (Murder)	1	0	1	1	1	0	0	1	0	0	0	0
Other Homicide	1	0	0	1	7	4	3	1	2	0	2	3
Attempted Murder	1	0	0	1	5	3	2	1	2	0	1	3
Conspiracy to Murder	0	0	0	0	0	0	0	0	0	0	1	0
Manlaughter (excl. by Driving)	0	0	0	0	0	0	0	0	0	0	0	0
Driving Causing Death	0	0	0	0	2	1	1	0	0	0	0	0
Assault	166	133	166	129	313	207	177	89	121	38	56	27
Grievous Assault*	11	1	14	2	12	5	6	1	7	2	2	0
Serious Assault*	90	80	67	64	114	112	84	47	55	19	13	6
Serious Assault(Other)*	17	5	19	8	46	12	20	4	11	2	16	3
Other Assault*	48	47	66	55	141	78	67	37	48	15	25	18
Sexual Offences	2	38	17	40	6	24	4	16	1	4	7	7
Rape & Attempted Rape	0	13	4	11	1	8	1	10	0	1	0	1
Other Sexual Offences	2	25	13	29	5	16	3	6	1	3	7	6
Robbery	9	3	12	4	7	5	6	7	5	9	1	1
Armed Robbery	7	3	3	1	5	1	3	2	2	0	0	0
Unarmed Robbery	2	0	9	3	2	4	3	5	3	9	1	1
Extortion	0	0	1	0	0	0	1	2	2	1	0	0
Kidnapping & Abduction	5	5	1	5	0	7	0	5	1	1	0	0
Other Offences Against the Person	26	29	14	26	27	43	50	38	26	22	8	17
Offences Against the Person	210	208	212	206	361	290	241	159	158	75	74	55
South Eastern Region												
Homicide (Murder)	0	0	0	1	0	0	0	0	1	1	1	0
Other Homicide	3	1	3	1	3	1	4	0	0	0	1	0
Attempted Murder	1	0	2	1	1	1	2	0	0	0	1	0
Conspiracy to Murder	0	0	0	0	0	0	0	0	0	0	0	0
Manlaughter (excl. by Driving)	0	0	1	0	0	0	0	0	0	0	0	0
Driving Causing Death	2	1	0	0	2	0	2	0	0	0	0	0
Assault	261	130	253	153	436	252	273	136	197	88	105	24
Grievous Assault*	24	4	22	1	21	5	17	5	8	0	2	1
Serious Assault*	156	65	104	55	176	115	130	63	110	44	12	3
Serious Assault(Other)*	20	10	40	18	61	26	27	11	14	9	26	4
Other Assault*	61	51	87	79	178	106	99	57	65	35	65	16
Sexual Offences	2	42	7	38	5	59	2	22	1	12	7	16
Rape & Attempted Rape	0	11	1	16	1	30	0	11	0	4	0	2
Other Sexual Offences	2	31	6	22	4	29	2	11	1	8	7	14
Robbery	45	17	26	7	36	19	30	22	10	21	0	2
Armed Robbery	18	5	10	1	12	3	13	10	5	7	0	2
Unarmed Robbery	27	12	16	6	24	16	17	12	5	14	0	0
Extortion	3	0	0	1	0	0	4	3	3	0	0	0
Kidnapping & Abduction	3	7	1	4	1	7	1	1	1	1	0	1
Other Offences Against the Person	20	23	19	32	61	58	38	31	43	39	13	7
Offences Against the Person	337	220	309	237	542	396	352	215	256	162	127	50

* Those victims whose sex was not stated have not been included.

+ A more detailed breakdown of Assaults is presented for the first time in the current publication.

Victims of Crime

By Age and Sex* - 2002/2003

Offence	0 - 14		15 years		16 years		17 years		18 years		19 years	
	Male	Female	Male	Female	Male	Female	Male	Female	Male	Female	Male	Female
Metropolitan North Region												
Homicide (Murder)	0	2	0	0	0	0	0	0	1	0	0	0
Other Homicide	0	0	0	0	1	0	0	0	3	0	0	0
Attempted Murder	0	0	0	0	1	0	0	0	3	0	0	0
Conspiracy to Murder	0	0	0	0	0	0	0	0	0	0	0	0
Manslaughter (excl. by Driving)	0	0	0	0	0	0	0	0	0	0	0	0
Driving Causing Death	0	0	0	0	0	0	0	0	0	0	0	0
Assault	125	69	30	20	49	16	43	20	46	28	70	36
Grievous Assault*	2	4	2	0	2	0	2	1	2	0	2	0
Serious Assault*	63	31	20	8	34	6	27	7	24	14	39	20
Serious Assault(Other)*	4	4	0	0	2	0	1	0	1	1	3	2
Other Assault*	56	30	8	12	11	10	13	12	19	13	26	14
Sexual Offences	32	138	4	30	1	18	3	19	6	16	3	16
Rape & Attempted Rape	3	23	1	8	0	5	1	8	1	6	1	6
Other Sexual Offences	29	115	3	22	1	13	2	11	5	10	2	10
Robbery	10	3	12	2	14	6	20	5	13	4	15	7
Armed Robbery	3	0	3	0	5	4	7	4	5	1	7	1
Unarmed Robbery	7	3	9	2	9	2	13	1	8	3	8	6
Extortion	0	0	0	0	0	0	0	0	1	0	0	0
Kidnapping & Abduction	2	7	2	0	1	1	1	3	2	2	2	0
Other Offences Against the Person	40	38	7	0	4	12	1	5	5	8	3	7
Offences Against the Person	209	257	55	52	70	53	68	52	77	58	93	66
Metropolitan South Region												
Homicide (Murder)	0	1	0	0	0	0	0	0	1	0	0	0
Other Homicide	3	1	0	0	0	0	1	1	0	0	0	0
Attempted Murder	3	1	0	0	0	0	1	0	0	0	0	0
Conspiracy to Murder	0	0	0	0	0	0	0	0	0	0	0	0
Manslaughter (excl. by Driving)	0	0	0	0	0	0	0	0	0	0	0	0
Driving Causing Death	0	0	0	0	0	0	0	1	0	0	0	0
Assault	137	84	47	25	45	12	45	22	37	20	34	22
Grievous Assault*	5	0	3	0	3	1	2	0	3	0	3	0
Serious Assault*	66	42	22	12	29	7	34	8	22	10	20	8
Serious Assault(Other)*	4	1	3	1	2	1	0	0	2	1	1	0
Other Assault*	62	41	19	12	11	3	9	14	10	9	10	14
Sexual Offences	39	137	4	26	7	25	1	16	0	18	4	18
Rape & Attempted Rape	0	16	0	2	0	5	0	5	0	7	0	7
Other Sexual Offences	39	121	4	24	7	20	1	11	0	11	4	11
Robbery	24	4	13	4	16	4	18	4	19	2	17	6
Armed Robbery	8	2	6	2	7	2	7	1	12	1	8	2
Unarmed Robbery	16	2	7	2	9	2	11	3	7	1	9	4
Extortion	0	0	1	0	0	0	0	0	0	0	0	0
Kidnapping & Abduction	3	10	1	2	0	2	1	0	1	0	0	1
Other Offences Against the Person	44	53	3	4	6	5	4	5	3	4	4	8
Offences Against the Person	250	290	69	61	74	48	70	48	61	44	59	55
Queensland												
Homicide (Murder)	7	5	0	0	0	0	0	0	2	0	0	0
Other Homicide	11	6	2	1	3	0	1	1	3	1	3	2
Attempted Murder	10	5	0	0	2	0	1	0	3	0	2	0
Conspiracy to Murder	0	1	0	0	0	0	0	0	0	0	0	0
Manslaughter (excl. by Driving)	0	0	0	0	0	0	0	0	0	0	0	0
Driving Causing Death	1	0	2	1	1	0	0	1	0	1	1	2
Assault	1159	776	302	247	334	229	356	244	354	255	364	294
Grievous Assault*	28	16	8	1	19	6	13	3	25	4	21	4
Serious Assault*	583	361	184	135	214	123	229	120	226	129	223	147
Serious Assault(Other)*	34	18	4	6	13	3	16	7	13	7	16	9
Other Assault*	514	381	106	105	88	97	98	114	90	115	104	134
Sexual Offences	425	1387	44	240	57	175	41	143	18	140	22	93
Rape & Attempted Rape	45	216	4	63	2	66	4	51	2	63	3	39
Other Sexual Offences	380	1171	40	177	55	109	37	92	16	77	19	54
Robbery	88	21	55	15	72	19	71	21	67	16	59	22
Armed Robbery	21	4	20	3	25	8	23	10	29	8	24	10
Unarmed Robbery	67	17	35	12	47	11	48	11	38	8	35	12
Extortion	0	0	1	0	0	0	0	0	1	0	1	0
Kidnapping & Abduction	30	63	6	12	3	11	4	13	7	8	3	8
Other Offences Against the Person	460	435	24	48	21	40	26	42	30	44	18	48
Offences Against the Person	2180	2693	434	563	490	474	499	464	482	464	470	467

* Those victims whose sex was not stated have not been included.

+ A more detailed breakdown of Assaults is presented for the first time in the current publication.

Victims of Crime

By Age and Sex* - 2002/2003

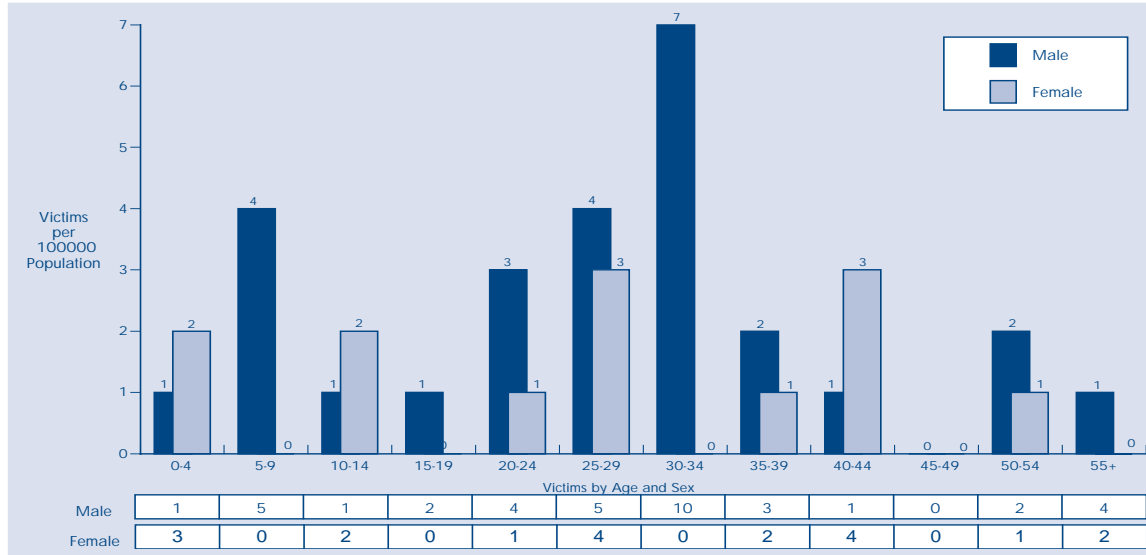
Offence	20 - 24		25 - 29		30 - 39		40 - 49		50 & over		Not Stated	
	Male	Female	Male	Female	Male	Female	Male	Female	Male	Female	Male	Female
Metropolitan North Region												
Homicide (Murder)	0	1	1	0	1	0	0	2	2	0	0	1
Other Homicide	6	1	2	1	5	2	3	1	0	3	0	0
Attempted Murder	6	1	2	1	4	1	3	1	0	2	0	0
Conspiracy to Murder	0	0	0	0	0	0	0	0	0	0	0	0
Manslaughter (excl. by Driving)	0	0	0	0	0	0	0	0	0	0	0	0
Driving Causing Death	0	0	0	0	1	1	0	0	0	1	0	0
Assault	311	153	299	91	381	145	179	87	123	29	96	21
Grievous Assault*	24	2	9	1	19	4	8	1	2	0	4	0
Serious Assault*	177	59	126	35	124	56	72	36	59	14	17	3
Serious Assault(Other)*	19	11	37	8	49	17	20	6	16	4	18	4
Other Assault*	91	81	127	47	189	68	79	44	46	11	57	14
Sexual Offences	7	64	2	24	4	46	4	26	4	9	2	13
Rape & Attempted Rape	1	21	0	9	1	16	0	4	1	2	0	1
Other Sexual Offences	6	43	2	15	3	30	4	22	3	7	2	12
Robbery	58	21	29	13	28	16	25	13	20	20	6	7
Armed Robbery	18	8	15	2	5	2	10	1	8	6	2	3
Unarmed Robbery	40	13	14	11	23	14	15	12	12	14	4	4
Extortion	0	0	0	0	3	1	0	0	1	1	1	0
Kidnapping & Abduction	3	5	1	3	0	3	3	1	1	0	2	0
Other Offences Against the Person	30	35	27	29	55	66	44	31	24	14	29	10
Offences Against the Person	415	280	361	161	477	279	258	161	175	76	136	52
Metropolitan South Region												
Homicide (Murder)	0	0	2	0	0	0	0	1	1	1	0	0
Other Homicide	1	0	1	0	5	0	3	0	1	2	1	0
Attempted Murder	1	0	1	0	4	0	2	0	1	2	1	0
Conspiracy to Murder	0	0	0	0	0	0	0	0	0	0	0	0
Manslaughter (excl. by Driving)	0	0	0	0	0	0	1	0	0	0	0	0
Driving Causing Death	0	0	0	0	1	0	0	0	0	0	0	0
Assault	150	106	158	64	275	144	155	89	132	60	95	28
Grievous Assault*	8	0	5	3	8	4	6	4	6	2	3	1
Serious Assault*	83	51	69	25	115	76	60	47	60	18	18	8
Serious Assault(Other)*	6	6	26	7	43	14	15	8	19	5	25	7
Other Assault*	53	49	58	29	109	50	74	30	47	35	49	12
Sexual Offences	5	52	11	27	12	49	3	18	2	10	7	7
Rape & Attempted Rape	0	14	2	7	1	24	0	8	0	2	0	0
Other Sexual Offences	5	38	9	20	11	25	3	10	2	8	7	7
Robbery	31	14	17	11	20	20	10	14	28	27	3	3
Armed Robbery	21	4	12	1	9	5	4	3	18	2	3	2
Unarmed Robbery	10	10	5	10	11	15	6	11	10	25	0	1
Extortion	0	0	0	0	0	0	0	0	2	0	2	0
Kidnapping & Abduction	4	4	1	5	3	8	1	1	0	1	2	2
Other Offences Against the Person	22	21	24	32	46	51	46	43	34	20	9	13
Offences Against the Person	213	197	214	139	361	272	218	166	200	121	119	53
Queensland												
Homicide (Murder)	4	1	5	4	13	2	1	4	6	3	2	2
Other Homicide	19	6	12	4	28	9	24	4	10	6	6	3
Attempted Murder	12	4	7	4	22	6	17	4	4	4	4	3
Conspiracy to Murder	0	0	0	0	0	0	0	0	0	0	1	0
Manslaughter (excl. by Driving)	1	0	3	0	0	0	3	0	2	0	0	0
Driving Causing Death	6	2	2	0	6	3	4	0	4	2	1	0
Assault	1513	1142	1603	1061	2721	1655	1556	870	1032	441	636	207
Grievous Assault*	115	26	102	25	155	57	101	35	49	12	22	9
Serious Assault*	841	572	648	488	1017	846	674	438	513	193	117	42
Serious Assault(Other)*	110	63	209	98	342	110	159	46	98	38	132	28
Other Assault*	447	481	644	450	1207	642	622	351	372	198	365	128
Sexual Offences	50	325	47	219	65	308	37	140	10	54	52	96
Rape & Attempted Rape	9	111	7	82	7	136	4	62	1	13	2	16
Other Sexual Offences	41	214	40	137	58	172	33	78	9	41	50	80
Robbery	186	71	103	47	127	79	105	75	102	102	20	20
Armed Robbery	83	24	45	8	46	15	43	20	44	22	11	7
Unarmed Robbery	103	47	58	39	81	64	62	55	58	80	9	13
Extortion	3	0	1	1	3	1	7	7	8	2	3	0
Kidnapping & Abduction	21	31	6	24	11	32	10	22	4	5	4	4
Other Offences Against the Person	151	189	135	187	305	364	288	240	216	157	160	105
Offences Against the Person	1947	1765	1912	1547	3273	2450	2028	1362	1388	770	883	437

* Those victims whose sex was not stated have not been included.

+ A more detailed breakdown of Assaults is presented for the first time in the current publication.

Victims of Crime

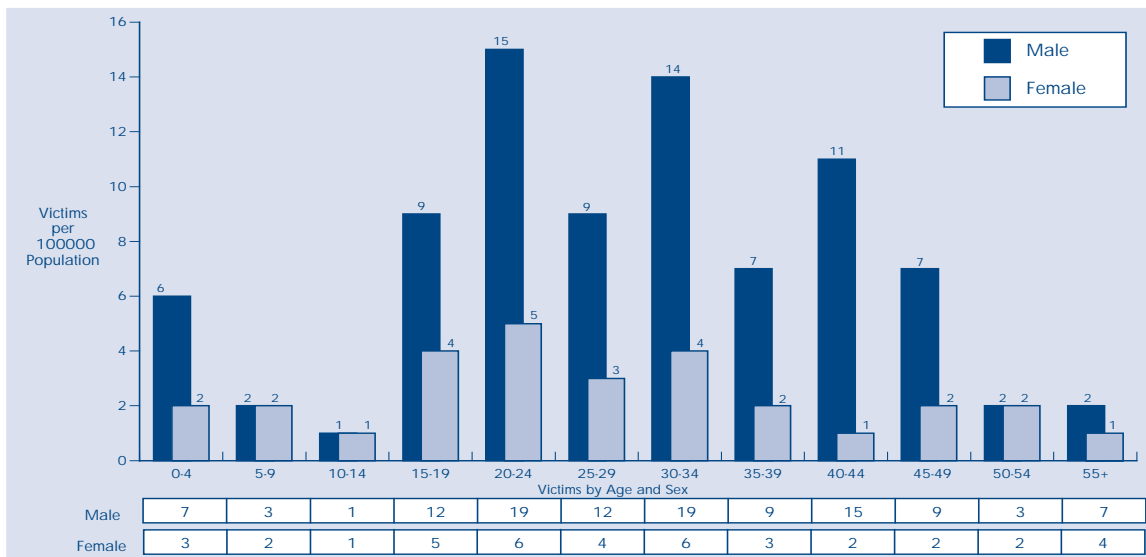
Homicide (Murder) - 2002/2003*



Low rates of victimisation for Homicide (Murder) offences mean that rates fluctuate across age groups and from year to year. In 2002/03, males aged thirty to

thirty-four were most likely to be victims of Homicide. There were no victims in the forty-five to forty-nine age group. Overall, 67% of victims were male.

Other Homicide - 2002/2003*



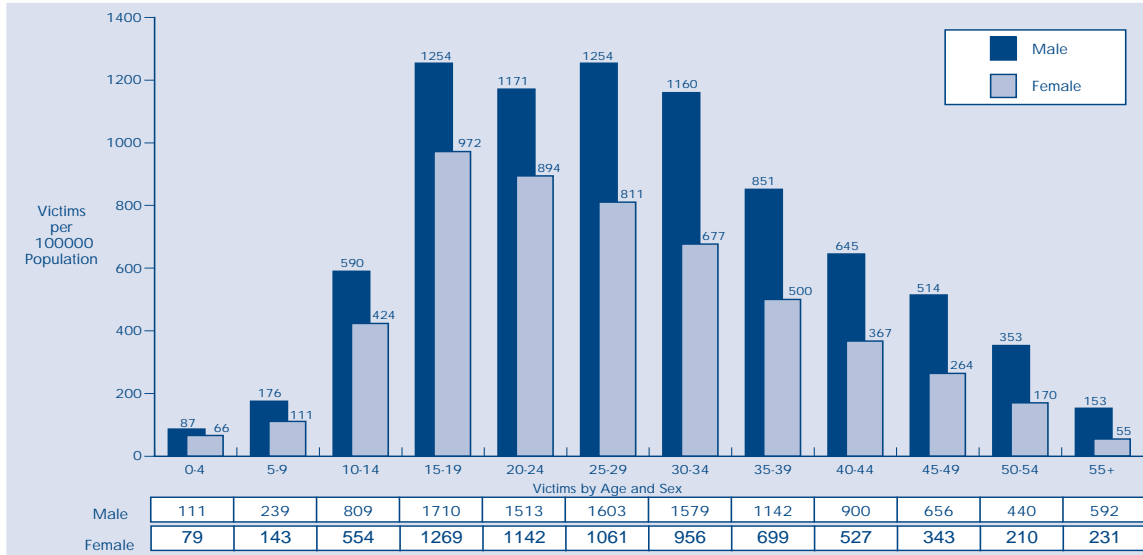
Other Homicide offences are also subject to fluctuations across age groups and from year to year as a result of low rates of victimisation. Males aged twenty to twenty-four were most likely to be victims with males

aged thirty to thirty-four a close second. Overall, 74% of victims were male and the likelihood of being a victim decreased with increasing age.

* Only those offences where the victim's age and sex were identified are included.

Victims of Crime

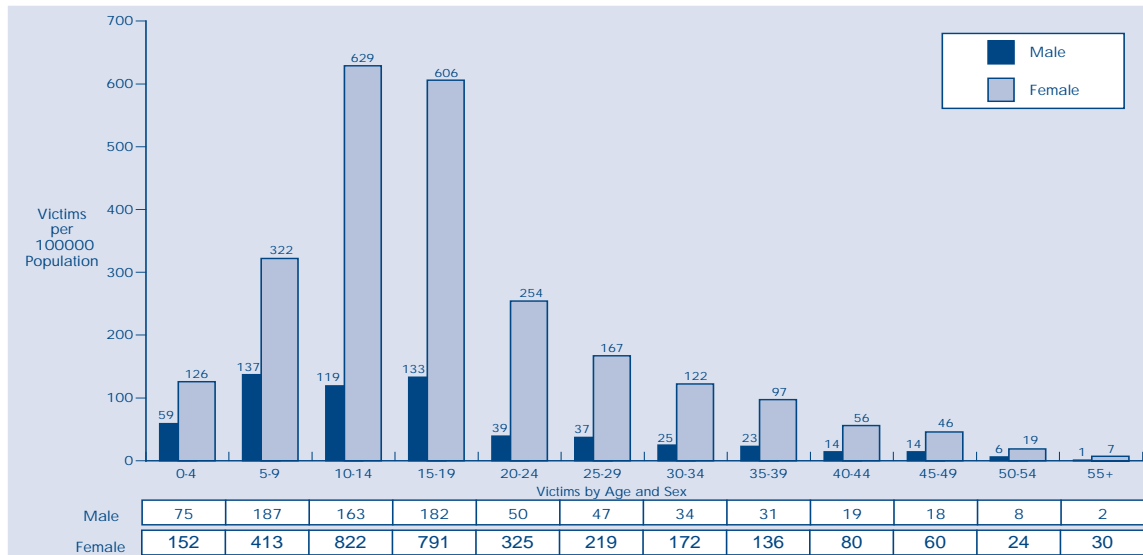
Assault - 2002/2003*



At every age, males were more likely to be victims of Assault than females (61% of victims were male). Males aged fifteen to thirty-four were most likely to be victims. More females aged fifteen to nineteen years

were victims compared with females in other age groups. The likelihood of being a victim of Assault decreased with increasing age as is evidenced in the graph above.

Sexual Offences - 2002/2003*



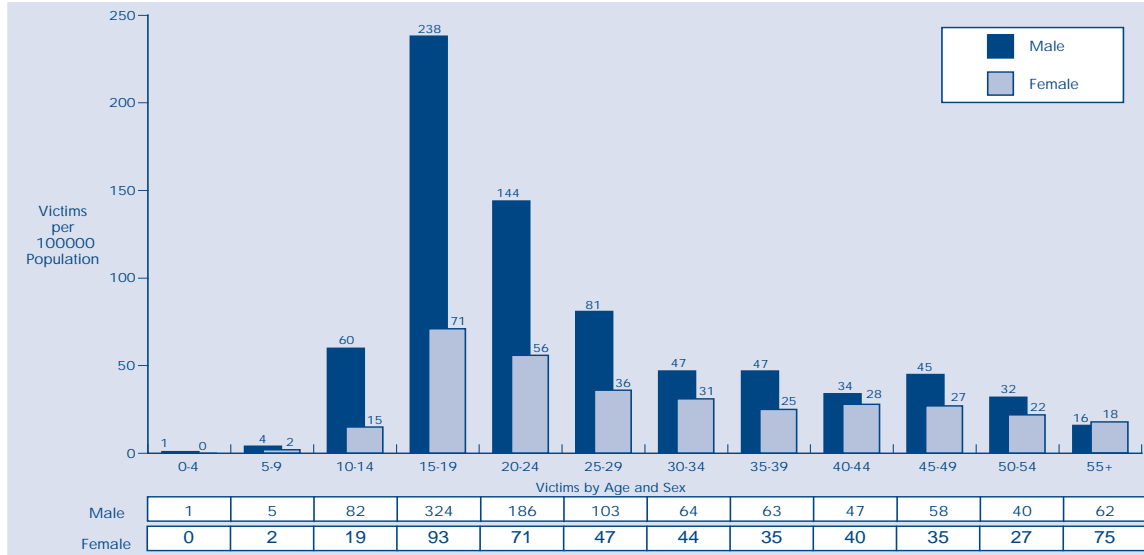
The offence category of Sexual Offences is unique in that the number of female victims far outweighs the number of male victims (80% of victims were female). At every age, females were significantly more likely to

be victims than males with females in the ten to fourteen age group the most likely. In fact, at this age females were five times more likely to be victims of Sexual Offences than males.

* Only those offences where the victim's age and sex were identified are included.

Victims of Crime

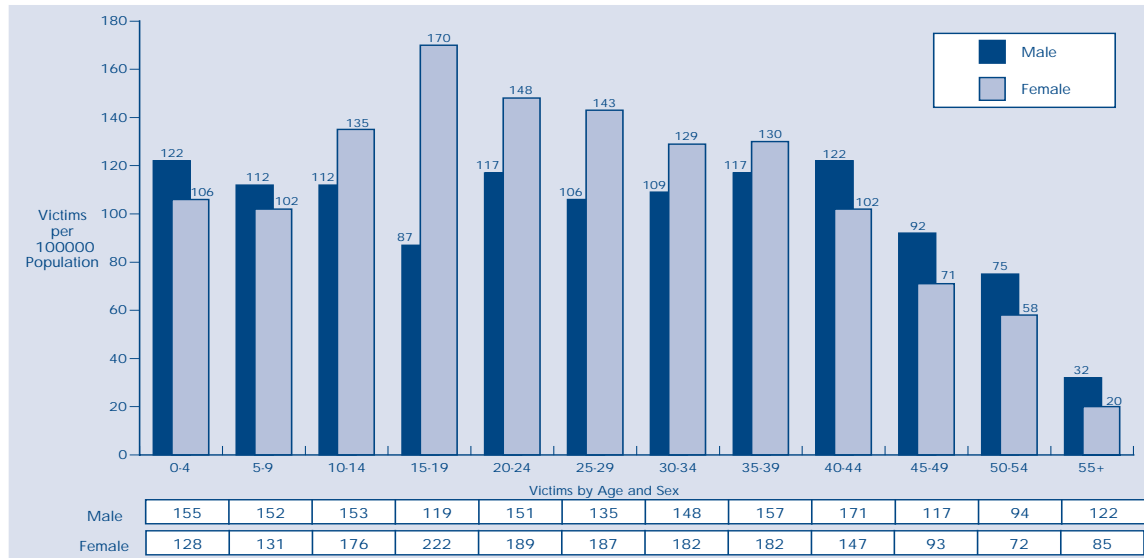
Robbery - 2002/2003*



As with most other person offence types, males were significantly more likely to be victims of Robbery than females (68% of victims were male). Males aged fifteen to nineteen were most likely to be victims. After the age

of twenty, the likelihood of being a victim decreased significantly with increasing age. Note that Robbery is unique in that a large proportion of victims are companies not individuals.

Other Offences Against the Person - 2002/2003*



Other Offences Against the Person is an amalgam of a number of different offence types including Ill Treatment of Children, Stalking, Armed to Cause Fear, etc. This offence category, like Sexual Offences, is unique in that females are more likely to be victims than males. In

fact, females aged fifteen to nineteen years are most likely to be victims. The likelihood of being of victim decreases after the age of forty, another reason why this offence category is unique.

* Only those offences where the victim's age and sex were identified are included.