

Offender/Victim Relationships

This section provides details of the types of relationships between offenders and victims for all Offences Against the Person where an offender has been proceeded against.

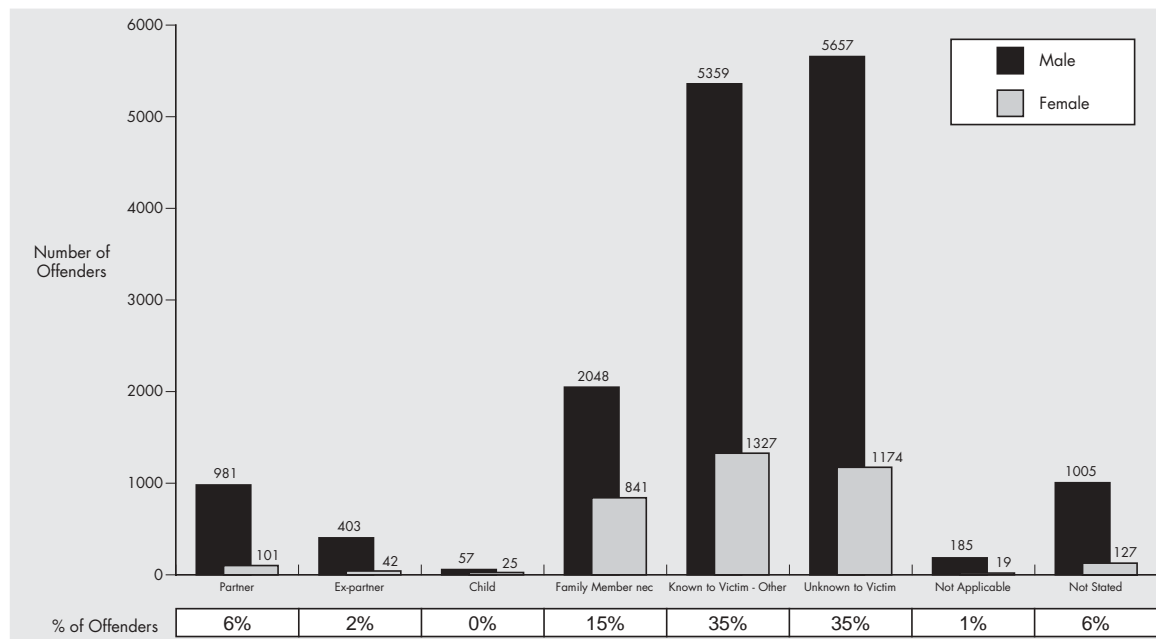
The statistics in this section are counts of offenders, rather than victims or relationships. Therefore, if an offender commits an offence against more than one victim in a single incident, only the offender's relationship with the primary victim is recorded.

The relationship classifications used are derived from those used by the Australian Bureau of Statistics in *Recorded Crime Australia* (Catalogue No. 4510.0).

As illustrated in the graph below, the offender was known to the victim in more than half of the cases where the relationship was identified, including twenty-three percent where the offender and victim were related. The remaining 'Known to Victim' classification includes friends, colleagues, and both professional and other acquaintances.

The 'Not Applicable' category includes those offences where the victim was an organisation or the offence was victimless (that is, the offence was a "Regina" offence).

Offences Against the Person* - 2003/2004



* Only those offenders whose age and sex were identified are included.

Offender/Victim Relationships

Offenders By Sex & Relationship to Victim* - 2003/2004

Offence	Partner		Ex-Partner		Child		Other Family Member <i>n.e.c.</i>	
	Male	Female	Male	Female	Male	Female	Male	Female
Far Northern Region								
Homicide (Murder)	2	1	0	0	0	0	2	0
Other Homicide	0	0	0	0	0	0	0	0
Attempted Murder	0	0	0	0	0	0	0	0
Conspiracy to Murder	0	0	0	0	0	0	0	0
Manslaughter (excl. by Driving)	0	0	0	0	0	0	0	0
Driving Causing Death	0	0	0	0	0	0	0	0
Assault	248	28	56	7	5	3	138	63
Grievous Assault	16	14	2	2	2	0	14	1
Serious Assault	164	13	35	5	2	1	66	37
Serious Assault (Other)	2	0	2	0	0	0	4	2
Common Assault	66	1	17	0	1	2	54	23
Sexual Offences	7	0	4	0	0	0	74	2
Rape & Attempted Rape	5	0	4	0	0	0	16	0
Other Sexual Offences	2	0	0	0	0	0	58	2
Robbery	0	0	0	0	0	0	0	0
Armed Robbery	0	0	0	0	0	0	0	0
Unarmed Robbery	0	0	0	0	0	0	0	0
Extortion	0	0	0	0	0	0	0	0
Kidnapping & Abduction	5	0	0	0	0	0	1	1
Other Offences Against the Person	13	1	5	0	2	2	120	161
Offences Against the Person	275	30	65	7	7	5	335	227
Northern Region								
Homicide (Murder)	2	0	0	0	0	0	1	0
Other Homicide	1	1	1	0	0	0	0	0
Attempted Murder	0	1	1	0	0	0	0	0
Conspiracy to Murder	0	0	0	0	0	0	0	0
Manslaughter (excl. by Driving)	1	0	0	0	0	0	0	0
Driving Causing Death	0	0	0	0	0	0	0	0
Assault	170	31	41	4	6	1	90	48
Grievous Assault	24	19	2	0	0	0	10	9
Serious Assault	104	10	27	3	4	1	48	21
Serious Assault (Other)	1	1	2	0	0	0	3	2
Common Assault	41	1	10	1	2	0	29	16
Sexual Offences	6	1	4	0	0	0	91	9
Rape & Attempted Rape	2	1	3	0	0	0	32	3
Other Sexual Offences	4	0	1	0	0	0	59	6
Robbery	0	0	0	0	0	0	0	0
Armed Robbery	0	0	0	0	0	0	0	0
Unarmed Robbery	0	0	0	0	0	0	0	0
Extortion	0	0	0	0	0	0	0	0
Kidnapping & Abduction	8	0	3	0	0	0	4	0
Other Offences Against the Person	5	1	3	0	0	1	104	122
Offences Against the Person	192	34	52	4	6	2	290	179
Central Region								
Homicide (Murder)	0	0	0	1	0	0	1	0
Other Homicide	3	0	0	0	0	0	0	1
Attempted Murder	3	0	0	0	0	0	0	1
Conspiracy to Murder	0	0	0	0	0	0	0	0
Manslaughter (excl. by Driving)	0	0	0	0	0	0	0	0
Driving Causing Death	0	0	0	0	0	0	0	0
Assault	75	5	38	2	2	3	62	28
Grievous Assault	5	2	2	1	1	0	1	0
Serious Assault	54	1	26	1	1	2	33	16
Serious Assault (Other)	3	0	0	0	0	1	2	0
Common Assault	13	2	10	0	0	0	26	12
Sexual Offences	4	1	3	0	0	0	101	0
Rape & Attempted Rape	1	0	3	0	0	0	22	0
Other Sexual Offences	3	1	0	0	0	0	79	0
Robbery	0	0	1	0	0	0	0	0
Armed Robbery	0	0	0	0	0	0	0	0
Unarmed Robbery	0	0	1	0	0	0	0	0
Extortion	0	0	0	0	0	0	0	0
Kidnapping & Abduction	4	0	3	0	0	0	1	1
Other Offences Against the Person	5	0	7	1	2	0	20	22
Offences Against the Person	91	6	52	4	4	3	185	52

* Only those offenders whose age and sex were identified are included.

Offender/Victim Relationships

Offenders By Sex & Relationship to Victim* - 2003/2004

Offence	Known to Victim - Other		Unknown to Victim		Not Applicable		Not Stated	
	Male	Female	Male	Female	Male	Female	Male	Female
Far Northern Region								
Homicide (Murder)	2	0	1	1	0	0	0	0
Other Homicide	10	1	2	0	0	0	0	0
Attempted Murder	7	0	0	0	0	0	0	0
Conspiracy to Murder	0	0	0	0	0	0	0	0
Manslaughter (excl. by Driving)	2	0	0	0	0	0	0	0
Driving Causing Death	1	1	2	0	0	0	0	0
Assault	492	167	467	112	2	0	7	1
Grievous Assault	22	10	17	1	0	0	0	0
Serious Assault	242	64	139	27	0	0	0	0
Serious Assault (Other)	35	6	59	10	1	0	2	1
Common Assault	193	87	252	74	1	0	5	0
Sexual Offences	123	2	29	1	0	0	20	0
Rape & Attempted Rape	32	0	7	0	0	0	0	0
Other Sexual Offences	91	2	22	1	0	0	20	0
Robbery	10	0	45	4	7	0	1	0
Armed Robbery	3	0	22	2	7	0	0	0
Unarmed Robbery	7	0	23	2	0	0	1	0
Extortion	0	0	0	0	0	0	0	0
Kidnapping & Abduction	9	0	4	0	0	0	0	0
Other Offences Against the Person	39	10	19	2	0	0	51	15
Offences Against the Person	685	180	567	120	9	0	79	16
Northern Region								
Homicide (Murder)	0	0	0	0	0	0	0	0
Other Homicide	5	0	8	0	0	0	0	0
Attempted Murder	4	0	7	0	0	0	0	0
Conspiracy to Murder	0	0	0	0	0	0	0	0
Manslaughter (excl. by Driving)	1	0	0	0	0	0	0	0
Driving Causing Death	0	0	1	0	0	0	0	0
Assault	421	125	402	99	1	2	7	1
Grievous Assault	37	11	17	1	0	0	0	0
Serious Assault	222	69	118	16	0	1	1	0
Serious Assault (Other)	24	0	56	17	0	1	1	0
Common Assault	138	45	211	65	1	0	5	1
Sexual Offences	81	2	30	0	0	0	20	0
Rape & Attempted Rape	22	0	5	0	0	0	0	0
Other Sexual Offences	59	2	25	0	0	0	20	0
Robbery	10	3	44	1	13	0	1	0
Armed Robbery	4	2	24	0	1	0	1	0
Unarmed Robbery	6	1	20	1	12	0	0	0
Extortion	0	0	7	1	0	0	0	0
Kidnapping & Abduction	6	0	6	1	0	0	1	0
Other Offences Against the Person	40	9	21	8	0	0	59	14
Offences Against the Person	563	139	518	110	14	2	88	15
Central Region								
Homicide (Murder)	0	0	0	0	0	0	1	0
Other Homicide	5	1	14	0	0	0	0	0
Attempted Murder	3	0	13	0	0	0	0	0
Conspiracy to Murder	0	0	0	0	0	0	0	0
Manslaughter (excl. by Driving)	0	0	0	0	0	0	0	0
Driving Causing Death	2	1	1	0	0	0	0	0
Assault	405	143	445	94	4	1	12	4
Grievous Assault	26	3	22	1	0	0	0	0
Serious Assault	222	71	152	17	3	0	1	1
Serious Assault (Other)	26	8	50	14	0	0	2	0
Common Assault	131	61	221	62	1	1	9	3
Sexual Offences	152	9	34	0	0	0	30	0
Rape & Attempted Rape	27	0	9	0	0	0	0	0
Other Sexual Offences	125	9	25	0	0	0	30	0
Robbery	2	1	28	4	5	0	0	0
Armed Robbery	1	0	12	3	3	0	0	0
Unarmed Robbery	1	1	16	1	2	0	0	0
Extortion	0	0	1	0	0	0	0	0
Kidnapping & Abduction	5	0	3	0	0	0	0	0
Other Offences Against the Person	45	16	18	3	0	0	75	8
Offences Against the Person	614	170	543	101	9	1	118	12

* Only those offenders whose age and sex were identified are included.

Offender/Victim Relationships

Offenders By Sex & Relationship to Victim* - 2003/2004

Offence	Partner		Ex-Partner		Child		Other Family Member <i>n.e.c.</i>	
	Male	Female	Male	Female	Male	Female	Male	Female
North Coast Region								
Homicide (Murder)	0	2	1	0	2	0	1	0
Other Homicide	1	0	2	0	0	0	1	1
Attempted Murder	0	0	2	0	0	0	1	0
Conspiracy to Murder	0	0	0	0	0	0	0	0
Manslaughter (excl. by Driving)	0	0	0	0	0	0	0	1
Driving Causing Death	1	0	0	0	0	0	0	0
Assault	124	6	42	9	6	5	114	67
Grievous Assault	6	3	1	2	1	1	3	1
Serious Assault	89	1	26	3	2	2	72	39
Serious Assault (Other)	1	0	2	1	0	0	3	0
Common Assault	28	2	13	3	3	2	36	27
Sexual Offences	2	0	2	0	0	0	191	6
Rape & Attempted Rape	1	0	0	0	0	0	25	0
Other Sexual Offences	1	0	2	0	0	0	166	6
Robbery	0	0	1	0	1	0	1	0
Armed Robbery	0	0	0	0	0	0	1	0
Unarmed Robbery	0	0	1	0	1	0	0	0
Extortion	0	0	0	0	0	0	0	0
Kidnapping & Abduction	5	0	1	0	2	0	1	1
Other Offences Against the Person	4	0	16	1	2	0	79	77
Offences Against the Person	136	8	65	10	13	5	388	152
Southern Region								
Homicide (Murder)	0	0	0	0	0	0	0	1
Other Homicide	2	0	0	1	0	0	0	0
Attempted Murder	2	0	0	1	0	0	0	0
Conspiracy to Murder	0	0	0	0	0	0	0	0
Manslaughter (excl. by Driving)	0	0	0	0	0	0	0	0
Driving Causing Death	0	0	0	0	0	0	0	0
Assault	88	7	34	5	8	0	87	33
Grievous Assault	4	3	1	1	0	0	5	5
Serious Assault	70	3	24	1	4	0	58	19
Serious Assault (Other)	0	0	1	0	1	0	2	1
Common Assault	14	1	8	3	3	0	22	8
Sexual Offences	10	0	3	0	0	0	114	1
Rape & Attempted Rape	7	0	3	0	0	0	27	0
Other Sexual Offences	3	0	0	0	0	0	87	1
Robbery	0	0	1	0	0	0	0	0
Armed Robbery	0	0	0	0	0	0	0	0
Unarmed Robbery	0	0	1	0	0	0	0	0
Extortion	0	0	0	0	0	0	0	0
Kidnapping & Abduction	3	0	3	0	0	0	4	2
Other Offences Against the Person	5	1	10	2	1	0	55	59
Offences Against the Person	108	8	51	8	9	0	260	96
South Eastern Region								
Homicide (Murder)	1	0	0	0	0	0	1	0
Other Homicide	3	0	0	0	0	0	2	0
Attempted Murder	3	0	0	0	0	0	2	0
Conspiracy to Murder	0	0	0	0	0	0	0	0
Manslaughter (excl. by Driving)	0	0	0	0	0	0	0	0
Driving Causing Death	0	0	0	0	0	0	0	0
Assault	78	8	40	5	6	1	84	20
Grievous Assault	2	5	1	1	1	0	4	1
Serious Assault	55	3	29	3	4	0	54	13
Serious Assault (Other)	2	0	2	0	0	0	6	1
Common Assault	19	0	8	1	1	1	20	5
Sexual Offences	6	0	6	0	0	0	144	3
Rape & Attempted Rape	5	0	5	0	0	0	20	0
Other Sexual Offences	1	0	1	0	0	0	124	3
Robbery	0	0	1	0	0	1	0	0
Armed Robbery	0	0	0	0	0	0	0	0
Unarmed Robbery	0	0	1	0	0	1	0	0
Extortion	0	0	0	0	0	0	1	1
Kidnapping & Abduction	1	0	5	0	1	0	1	1
Other Offences Against the Person	1	0	8	0	1	0	12	19
Offences Against the Person	90	8	60	5	8	2	245	44

* Only those offenders whose age and sex were identified are included.

Offender/Victim Relationships

Offenders By Sex & Relationship to Victim* - 2003/2004

Offence	Known to Victim - Other		Unknown to Victim		Not Applicable		Not Stated	
	Male	Female	Male	Female	Male	Female	Male	Female
North Coast Region								
Homicide (Murder)	6	1	5	0	0	0	0	0
Other Homicide	5	1	12	0	0	0	0	0
Attempted Murder	3	0	8	0	0	0	0	0
Conspiracy to Murder	0	0	0	0	0	0	0	0
Manslaughter (excl. by Driving)	0	0	1	0	0	0	0	0
Driving Causing Death	2	1	3	0	0	0	0	0
Assault	606	217	606	140	3	2	14	3
Grievous Assault	26	5	34	1	0	0	1	0
Serious Assault	334	105	212	26	1	1	7	2
Serious Assault (Other)	28	5	80	19	0	0	0	0
Common Assault	218	102	280	94	2	1	6	1
Sexual Offences	261	10	42	0	0	0	54	0
Rape & Attempted Rape	37	0	8	0	0	0	0	0
Other Sexual Offences	224	10	34	0	0	0	54	0
Robbery	10	3	67	13	20	1	0	0
Armed Robbery	3	1	32	8	18	1	0	0
Unarmed Robbery	7	2	35	5	2	0	0	0
Extortion	1	0	0	0	0	0	0	0
Kidnapping & Abduction	6	0	12	0	0	0	0	0
Other Offences Against the Person	71	21	30	7	1	0	123	24
Offences Against the Person	966	253	774	160	24	3	191	27
Southern Region								
Homicide (Murder)	2	0	0	0	0	0	0	0
Other Homicide	3	1	8	1	0	0	0	0
Attempted Murder	3	1	3	0	0	0	0	0
Conspiracy to Murder	0	0	0	0	0	0	0	0
Manslaughter (excl. by Driving)	0	0	0	0	0	0	0	0
Driving Causing Death	0	0	5	1	0	0	0	0
Assault	491	177	453	139	3	1	10	3
Grievous Assault	25	1	22	2	1	0	0	0
Serious Assault	282	109	169	37	1	0	3	0
Serious Assault (Other)	26	6	80	23	0	0	2	0
Common Assault	158	61	182	77	1	1	5	3
Sexual Offences	158	6	29	0	0	0	24	0
Rape & Attempted Rape	41	1	5	0	0	0	0	0
Other Sexual Offences	117	5	24	0	0	0	24	0
Robbery	10	6	61	9	7	4	1	0
Armed Robbery	8	2	28	7	6	4	0	0
Unarmed Robbery	2	4	33	2	1	0	1	0
Extortion	0	0	1	0	0	0	0	0
Kidnapping & Abduction	20	5	7	0	0	0	0	1
Other Offences Against the Person	54	28	28	1	0	0	88	8
Offences Against the Person	738	223	587	150	10	5	123	12
South Eastern Region								
Homicide (Murder)	3	0	2	0	0	0	0	0
Other Homicide	3	1	9	2	0	0	0	0
Attempted Murder	2	0	7	0	0	0	0	0
Conspiracy to Murder	0	0	0	0	0	0	0	0
Manslaughter (excl. by Driving)	0	0	0	0	0	0	0	0
Driving Causing Death	1	1	2	2	0	0	0	0
Assault	403	130	659	157	1	2	12	7
Grievous Assault	24	3	42	1	0	0	0	0
Serious Assault	219	68	228	31	0	0	3	2
Serious Assault (Other)	31	15	111	41	0	0	2	0
Common Assault	129	44	278	84	1	2	7	5
Sexual Offences	212	5	44	0	0	0	33	0
Rape & Attempted Rape	48	0	10	0	0	0	1	0
Other Sexual Offences	164	5	34	0	0	0	32	0
Robbery	20	5	138	18	54	5	4	0
Armed Robbery	6	1	82	8	36	3	2	0
Unarmed Robbery	14	4	56	10	18	2	2	0
Extortion	0	0	5	0	0	0	0	0
Kidnapping & Abduction	14	1	12	0	0	0	1	2
Other Offences Against the Person	49	7	39	5	0	0	94	9
Offences Against the Person	704	149	908	182	55	7	144	18

* Only those offenders whose age and sex were identified are included.

Offender/Victim Relationships

Offenders By Sex & Relationship to Victim* - 2003/2004

Offence	Partner		Ex-Partner		Child		Other Family Member <i>n.e.c.</i>	
	Male	Female	Male	Female	Male	Female	Male	Female
Metropolitan North Region								
Homicide (Murder)	0	0	0	0	0	0	1	0
Other Homicide	2	1	0	0	0	0	0	1
Attempted Murder	1	1	0	0	0	0	0	1
Conspiracy to Murder	0	0	0	0	0	0	0	0
Manslaughter (excl. by Driving)	0	0	0	0	0	0	0	0
Driving Causing Death	1	0	0	0	0	0	0	0
Assault	31	2	19	3	0	5	31	13
Grievous Assault	0	1	1	1	0	0	2	0
Serious Assault	16	1	14	1	0	2	23	10
Serious Assault (Other)	2	0	0	1	0	0	0	0
Common Assault	13	0	4	0	0	3	6	3
Sexual Offences	4	1	1	0	0	0	99	3
Rape & Attempted Rape	1	0	1	0	0	0	25	0
Other Sexual Offences	3	1	0	0	0	0	74	3
Robbery	2	0	0	0	0	0	1	0
Armed Robbery	0	0	0	0	0	0	1	0
Unarmed Robbery	2	0	0	0	0	0	0	0
Extortion	0	0	0	0	0	0	0	0
Kidnapping & Abduction	2	0	2	0	0	0	1	2
Other Offences Against the Person	0	0	6	0	0	0	15	14
Offences Against the Person	41	4	28	3	0	5	148	33
Metropolitan South Region								
Homicide (Murder)	3	0	1	0	0	0	2	1
Other Homicide	1	1	0	0	0	0	0	0
Attempted Murder	1	1	0	0	0	0	0	0
Conspiracy to Murder	0	0	0	0	0	0	0	0
Manslaughter (excl. by Driving)	0	0	0	0	0	0	0	0
Driving Causing Death	0	0	0	0	0	0	0	0
Assault	38	2	17	1	9	3	60	31
Grievous Assault	1	1	2	0	0	0	3	1
Serious Assault	24	1	11	0	8	2	40	20
Serious Assault (Other)	1	0	0	0	0	0	2	0
Common Assault	12	0	4	1	1	1	15	10
Sexual Offences	4	0	2	0	0	0	110	2
Rape & Attempted Rape	2	0	2	0	0	0	42	0
Other Sexual Offences	2	0	0	0	0	0	68	2
Robbery	0	0	0	0	0	0	2	0
Armed Robbery	0	0	0	0	0	0	1	0
Unarmed Robbery	0	0	0	0	0	0	1	0
Extortion	0	0	1	0	0	0	0	0
Kidnapping & Abduction	1	0	2	0	0	0	1	0
Other Offences Against the Person	1	0	7	0	1	0	22	24
Offences Against the Person	48	3	30	1	10	3	197	58
Queensland								
Homicide (Murder)	8	3	2	1	2	0	9	2
Other Homicide	13	3	3	1	0	0	3	3
Attempted Murder	10	3	3	1	0	0	3	2
Conspiracy to Murder	0	0	0	0	0	0	0	0
Manslaughter (excl. by Driving)	1	0	0	0	0	0	0	1
Driving Causing Death	2	0	0	0	0	0	0	0
Assault	852	89	287	36	42	21	666	303
Grievous Assault	58	48	12	8	5	1	42	18
Serious Assault	576	33	192	17	25	10	394	175
Serious Assault (Other)	12	1	9	2	1	1	22	6
Common Assault	206	7	74	9	11	9	208	104
Sexual Offences	43	3	25	0	0	0	924	26
Rape & Attempted Rape	24	1	21	0	0	0	209	3
Other Sexual Offences	19	2	4	0	0	0	715	23
Robbery	2	0	4	0	1	1	4	0
Armed Robbery	0	0	0	0	0	0	3	0
Unarmed Robbery	2	0	4	0	1	1	1	0
Extortion	0	0	1	0	0	0	1	1
Kidnapping & Abduction	29	0	19	0	3	0	14	8
Other Offences Against the Person	34	3	62	4	9	3	427	498
Offences Against the Person	981	101	403	42	57	25	2048	841

* Only those offenders whose age and sex were identified are included.

Offender/Victim Relationships

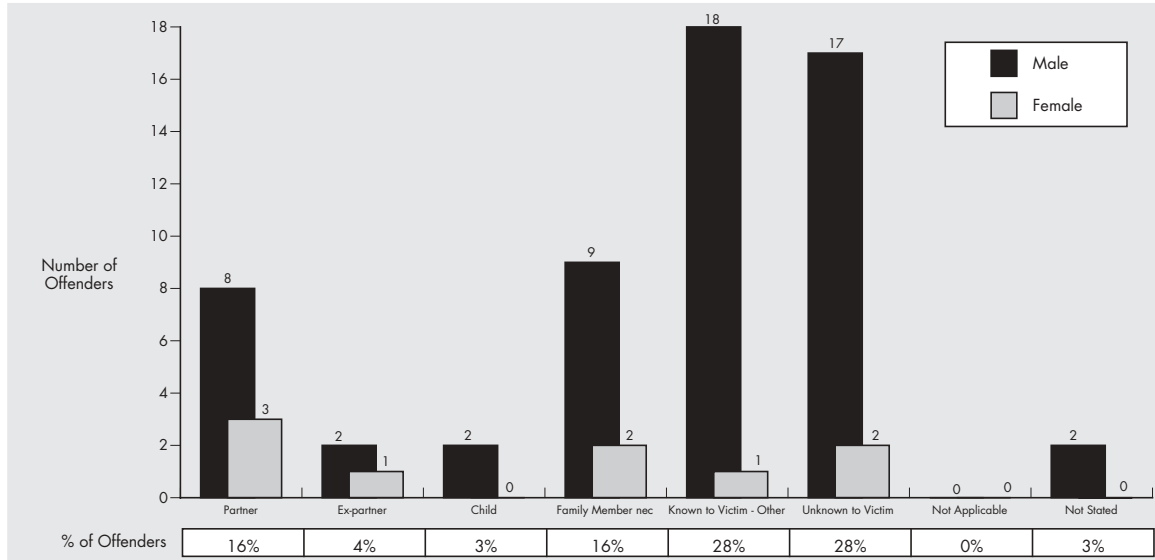
Offenders By Sex & Relationship to Victim* - 2003/2004

Offence	Known to Victim - Other		Unknown to Victim		Not Applicable		Not Stated	
	Male	Female	Male	Female	Male	Female	Male	Female
Metropolitan North Region								
Homicide (Murder)	1	0	5	0	0	0	0	0
Other Homicide	3	0	9	0	0	0	0	0
Attempted Murder	2	0	9	0	0	0	0	0
Conspiracy to Murder	0	0	0	0	0	0	0	0
Manslaughter (excl. by Driving)	0	0	0	0	0	0	0	0
Driving Causing Death	1	0	0	0	0	0	0	0
Assault	312	79	755	207	1	1	7	5
Grievous Assault	24	3	28	2	0	0	0	0
Serious Assault	151	35	255	37	0	0	1	0
Serious Assault (Other)	19	4	91	38	0	0	1	0
Common Assault	118	37	381	130	1	1	5	5
Sexual Offences	111	4	36	0	0	0	43	1
Rape & Attempted Rape	33	0	7	0	0	0	1	0
Other Sexual Offences	78	4	29	0	0	0	42	1
Robbery	27	4	179	18	35	0	6	0
Armed Robbery	8	1	121	6	30	0	2	0
Unarmed Robbery	19	3	58	12	5	0	4	0
Extortion	1	0	2	0	1	0	0	0
Kidnapping & Abduction	13	1	5	0	0	0	0	0
Other Offences Against the Person	36	7	37	3	0	0	90	8
Offences Against the Person	504	95	1028	228	37	1	146	14
Metropolitan South Region								
Homicide (Murder)	4	0	4	1	0	0	1	0
Other Homicide	19	1	10	0	0	0	0	0
Attempted Murder	17	1	8	0	0	0	0	0
Conspiracy to Murder	0	0	0	0	0	0	0	0
Manslaughter (excl. by Driving)	0	0	0	0	0	0	0	0
Driving Causing Death	2	0	2	0	0	0	0	0
Assault	325	96	448	104	2	0	5	6
Grievous Assault	22	1	19	1	0	0	0	0
Serious Assault	177	47	143	27	1	0	1	1
Serious Assault (Other)	19	5	80	21	0	0	1	1
Common Assault	107	43	206	55	1	0	3	4
Sexual Offences	134	2	40	2	0	0	35	0
Rape & Attempted Rape	26	0	6	0	0	0	0	0
Other Sexual Offences	108	2	34	2	0	0	35	0
Robbery	35	5	181	12	25	0	3	0
Armed Robbery	17	0	101	6	18	0	3	0
Unarmed Robbery	18	5	80	6	7	0	0	0
Extortion	0	0	6	0	0	0	0	0
Kidnapping & Abduction	13	2	16	2	0	0	0	0
Other Offences Against the Person	55	12	27	2	0	0	72	7
Offences Against the Person	585	118	732	123	27	0	116	13
Queensland								
Homicide (Murder)	18	1	17	2	0	0	2	0
Other Homicide	53	6	72	3	0	0	0	0
Attempted Murder	41	2	55	0	0	0	0	0
Conspiracy to Murder	0	0	0	0	0	0	0	0
Manslaughter (excl. by Driving)	3	0	1	0	0	0	0	0
Driving Causing Death	9	4	16	3	0	0	0	0
Assault	3455	1134	4235	1052	17	9	74	30
Grievous Assault	206	37	201	10	1	0	1	0
Serious Assault	1849	568	1416	218	6	2	17	6
Serious Assault (Other)	208	49	607	183	1	1	11	2
Common Assault	1192	480	2011	641	9	6	45	22
Sexual Offences	1232	40	284	3	0	0	259	1
Rape & Attempted Rape	266	1	57	0	0	0	2	0
Other Sexual Offences	966	39	227	3	0	0	257	1
Robbery	124	27	743	79	166	10	16	0
Armed Robbery	50	7	422	40	119	8	8	0
Unarmed Robbery	74	20	321	39	47	2	8	0
Extortion	2	0	22	1	1	0	0	0
Kidnapping & Abduction	86	9	65	3	0	0	2	3
Other Offences Against the Person	389	110	219	31	1	0	652	93
Offences Against the Person	5359	1327	5657	1174	185	19	1005	127

* Only those offenders whose age and sex were identified are included.

Offender/Victim Relationships

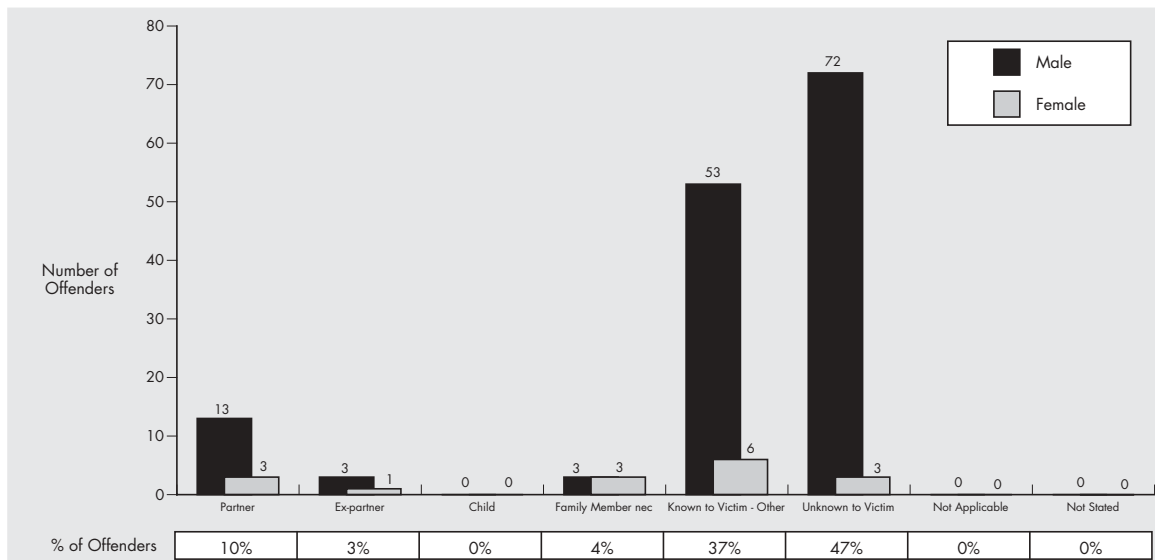
Homicide (Murder)* - 2003/2004



For approximately 69% of Homicide (Murder) offences, the offender was known to the victim. 39% of offenders were from the same family as the victim, and this

includes partners, spouses, children, siblings, grandparents, aunts, uncles and other familial relationships.

Other Homicide* - 2003/2004



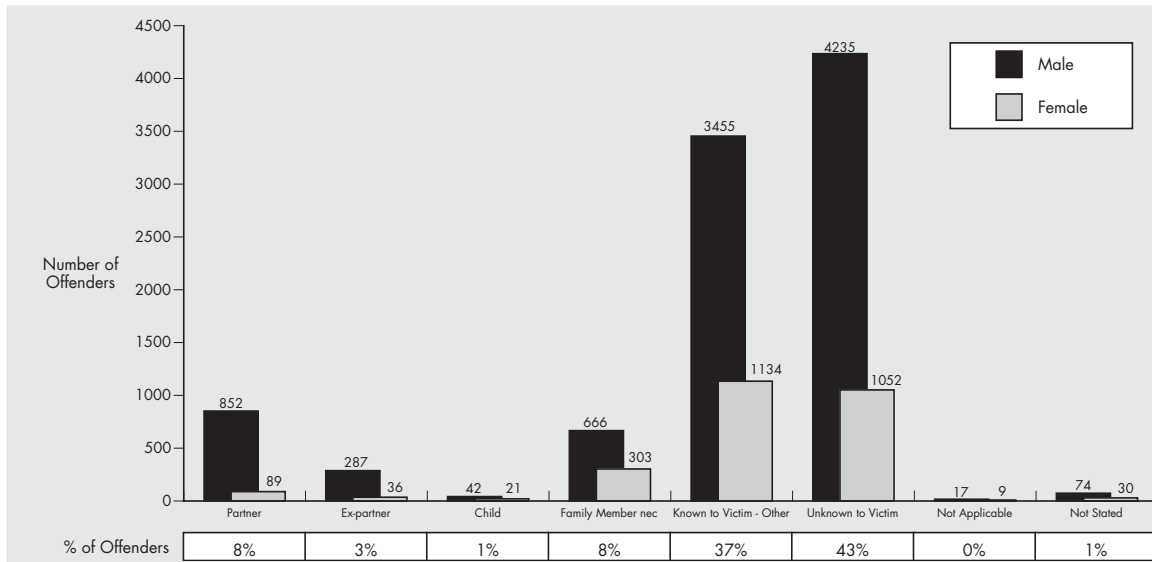
Of those offenders proceeded against for Other Homicide, 47% were not known to the victim. In 17% of cases, the victim was a family member and a further

37% were known to the victim either as friends, acquaintances, neighbours or colleagues.

* Only those offenders whose age and sex were identified are included.

Offender/Victim Relationships

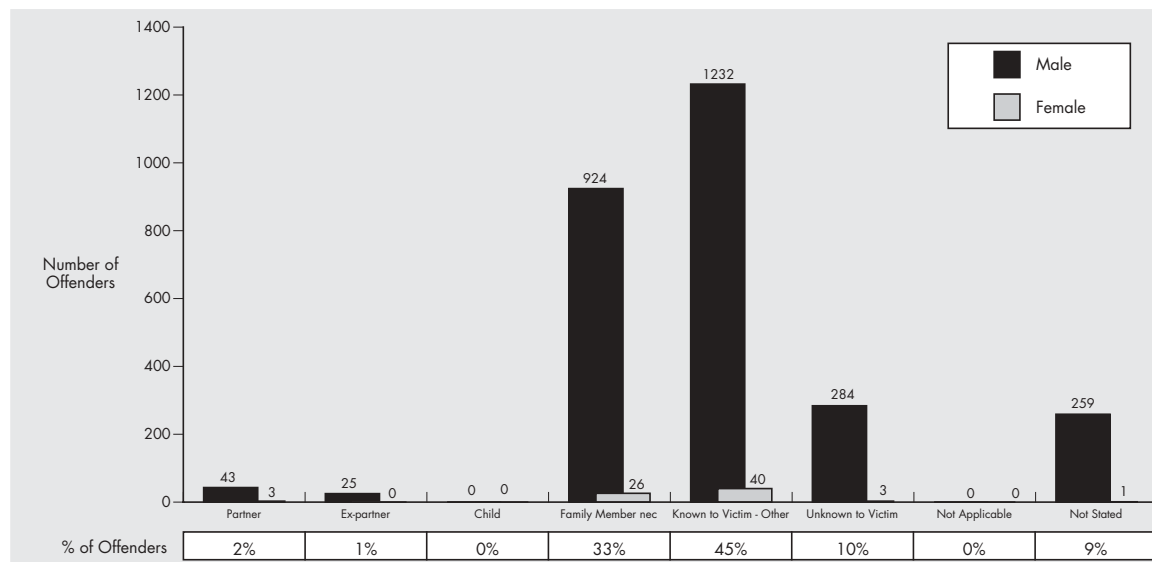
Assault* - 2003/2004



Of those offenders proceeded against for Assault, 43% were not known to the victim. In 20% of cases, the victim was a family member and a further 37% were

known to the victim either as friends, acquaintances, neighbours or colleagues.

Sexual Offences* - 2003/2004



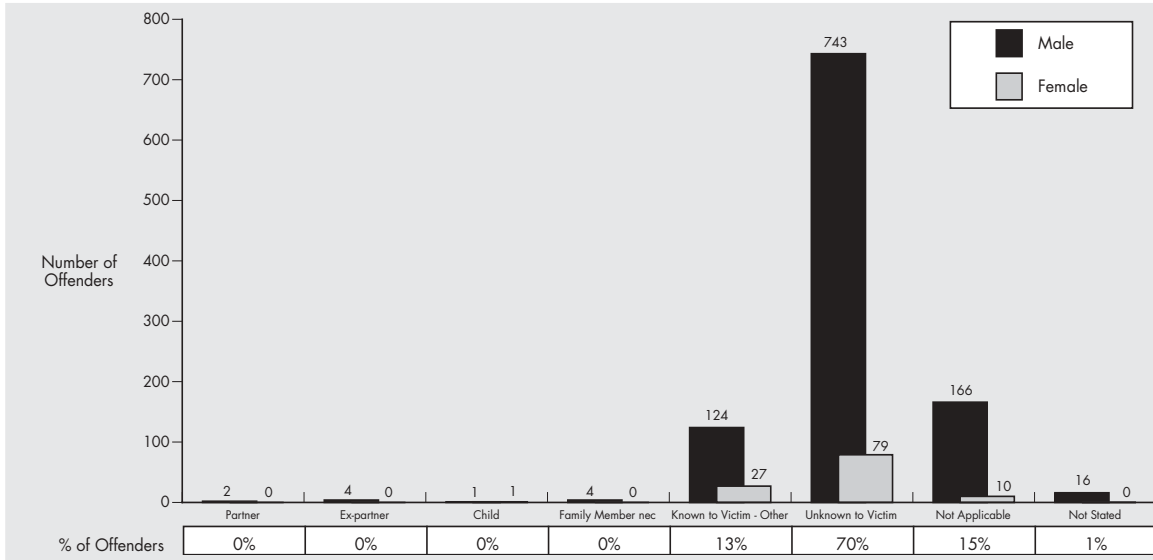
For a substantial proportion of offenders proceeded against for Sexual Offences (81%), the offender was known to the victim. A large proportion (36%) of

victims were of the same family as the offender while a larger proportion (45%) were either acquaintances, friends, neighbours or colleagues.

* Only those offenders whose age and sex were identified are included.

Offender/Victim Relationships

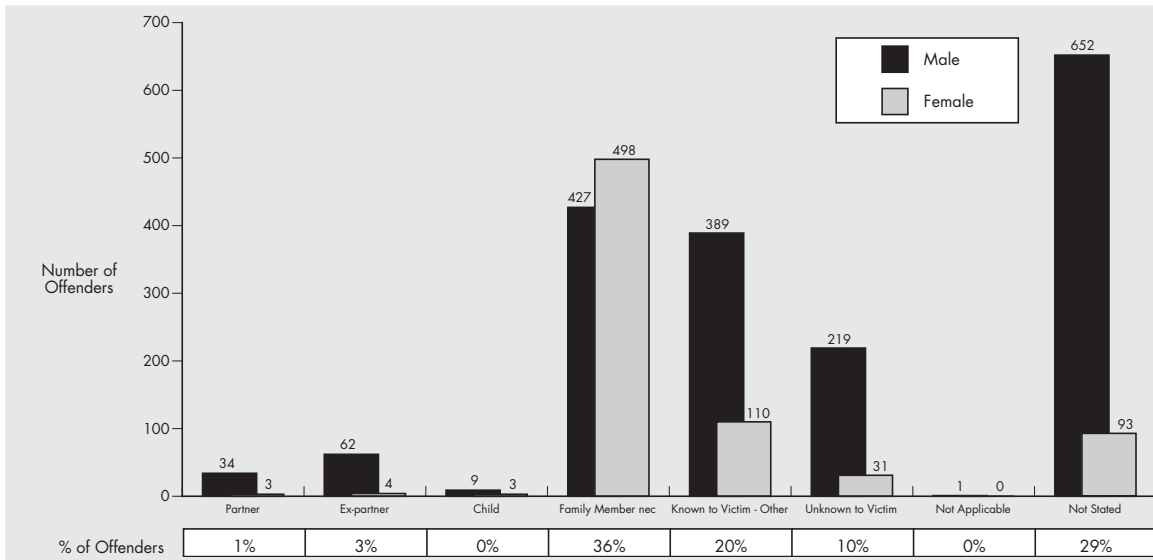
Robbery* - 2003/2004



Approximately 15% of offender/victim relationships were listed as 'Not Applicable' due to the fact that the victim was classified either as a company or as an

organisation, rather than as an individual. In most cases (70%), the offender was not known to the victim.

Other Offences Against the Person* - 2003/2004



Approximately 29% of offender/victim relationships were listed as 'Not Stated'. Of those relationships that were recorded, 10% involved situations where the

offender was not known to the victim. Approximately 40% involved offenders who were related to the victim and 20% who were known to the victim.

* Only those offenders whose age and sex were identified are included.