

Offenders

The tables and graphs in this section provide information on persons responsible for offences. It is important to note that Queensland Police Service offender statistics are based on offence counts and do not and can not refer to individuals. Rather, offender data refers to the number of offences cleared or solved through an action against an offender. As such, offender data does not equate to a unique offender count nor does it equate to the number of offences cleared. For example, an offender charged with Motor Vehicle Theft, Unlawful Entry, Assault and Other Theft (excl. Unlawful Entry) would be included four times in any offender breakdown by age and gender.

Only persons aged ten years and over are deemed to be offenders. Under Queensland law, children under ten are not held criminally responsible, although they may be involved in the commission

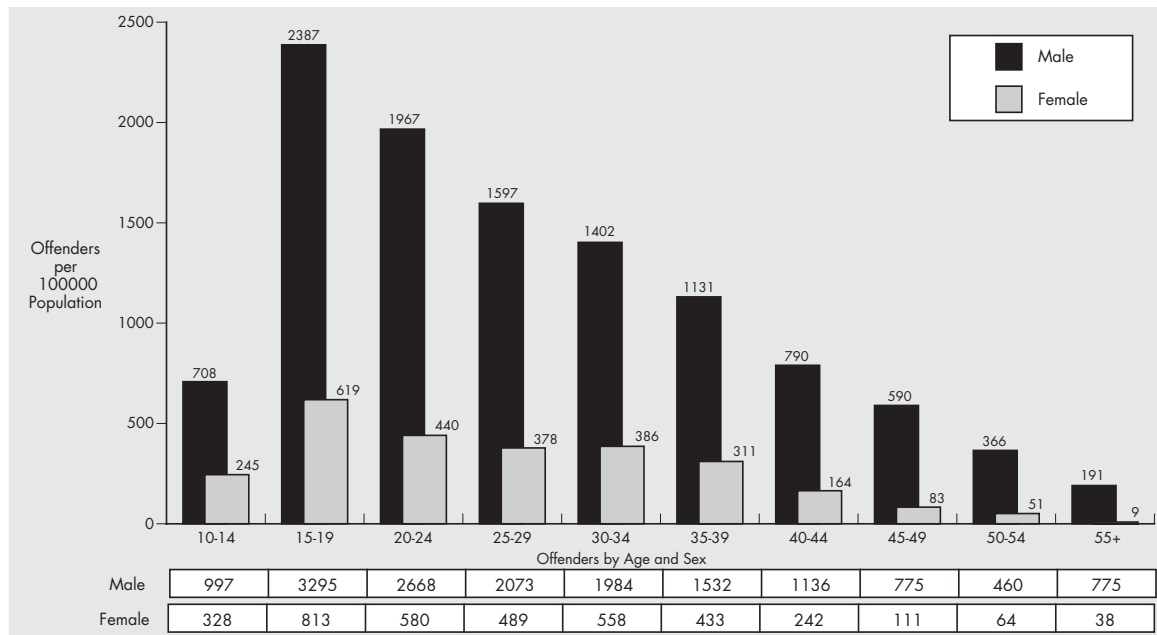
of an offence. Juvenile offenders are those aged between and including ten and sixteen years.

Offenders have not been included if their age or sex is not specified in Queensland Police Service records. Approximately 0.3% of offenders have been excluded for this reason.

The *Population by Sex and Age for 30 June 2003* (Australian Bureau of Statistics catalogue No. 3201.0) was used to calculate the number of offenders per 100,000 population.

The reference date used to generate offender statistics for the year under review is the date an action commenced. As such, offenders proceeded against for matters reported in previous periods will be included in the following tables and graphs.

Offences Against the Person - 2003/2004*



* Only those offenders whose age and sex were identified are included.

Offenders

Queensland By Age and Sex - 2003/2004*

Offence	10 - 14		15 years		16 years		17 years		18 years		19 years	
	Male	Female	Male	Female	Male	Female	Male	Female	Male	Female	Male	Female
Homicide (Murder)	0	0	0	0	1	0	3	1	1	1	0	1
Other Homicide	3	0	4	0	4	0	10	1	8	3	10	0
Attempted Murder	3	0	3	0	4	0	8	0	6	1	7	0
Conspiracy to Murder	0	0	0	0	0	0	0	0	0	0	0	0
Manslaughter (excl. by Driving)	0	0	0	0	0	0	0	0	1	0	0	0
Driving Causing Death	0	0	1	0	0	0	2	1	1	2	3	0
Assault	595	260	333	148	436	126	460	140	474	134	416	100
Grievous Assault	22	5	14	4	19	4	29	3	29	3	15	3
Serious Assault	233	130	165	63	224	54	217	57	232	55	199	41
Serious Assault (Other)	55	14	30	15	40	13	46	13	50	9	41	7
Common Assault	285	111	124	66	153	55	168	67	163	67	161	49
Sexual Offences	224	17	73	8	78	5	60	7	56	2	68	0
Rape & Attempted Rape	37	0	15	0	18	0	9	1	10	0	15	0
Other Sexual Offences	187	17	58	8	60	5	51	6	46	2	53	0
Robbery	79	22	85	9	88	9	102	13	102	12	80	7
Armed Robbery	33	4	37	1	40	4	57	7	68	9	42	1
Unarmed Robbery	46	18	48	8	48	5	45	6	34	3	38	6
Extortion	1	0	0	0	2	0	1	0	2	0	0	0
Kidnapping & Abduction etc.	6	0	3	1	7	0	7	0	9	4	6	0
Other Offences Against the Person	89	29	40	22	61	14	67	10	74	16	64	19
Offences Against the Person	997	328	538	188	677	154	710	172	726	172	644	127
Unlawful Entry	2249	257	1308	147	1328	108	1414	86	1034	62	718	36
Unlawful Entry - Dwelling	703	82	464	53	528	55	522	45	472	26	335	12
- Without Violence	692	79	455	52	515	54	499	44	456	24	308	10
- With Violence	11	3	9	1	13	1	23	1	16	1	27	2
Unlawful Entry - Shop	346	35	221	23	250	20	316	15	221	23	131	12
Unlawful Entry - Other	1200	140	623	71	550	33	576	26	341	13	252	12
Arson	49	2	13	0	23	1	16	0	18	2	15	1
Other Property Damage	2069	347	1035	174	1208	151	1675	103	1380	60	750	72
Unlawful Use of Motor Vehicle	572	109	483	74	509	82	601	55	418	45	266	18
Other Theft (excl. Unlawful Entry)	3447	2237	1591	813	1863	585	1760	443	2371	372	1109	282
Stealing from Dwelling	144	53	63	21	72	21	74	20	65	11	38	22
Shop Stealing	1789	1760	602	629	614	430	544	338	372	262	302	187
Vehicles (Steal from/Enter with Intent)	657	86	495	43	667	49	719	25	1519	28	356	9
Other Stealing	857	338	431	120	510	85	423	60	415	71	413	64
Fraud	255	33	83	105	132	93	275	195	253	125	402	291
Fraud by Computer	3	1	1	0	0	0	2	0	5	1	25	99
Fraud by Cheque	5	0	5	10	4	5	8	4	9	2	13	6
Fraud by Credit Card	5	2	23	15	56	6	75	30	51	36	83	22
Other Fraud	242	30	54	80	72	82	190	161	188	86	281	164
Handling Stolen Goods	322	104	217	50	259	59	339	61	317	59	245	76
Possess Property Susp. Stolen	62	18	47	13	51	13	58	16	66	15	39	8
Receiving Stolen Property	138	54	79	21	84	26	97	15	79	20	63	20
Possess, Receive, etc. Tainted Property	121	32	90	16	124	20	179	30	166	24	139	47
Other Handling Stolen Goods	1	0	1	0	0	0	5	0	6	0	4	1
Offences Against Property	8963	3089	4730	1363	5322	1079	6080	943	5791	725	3505	776
Drug Offences	615	173	733	141	1044	204	1657	319	1797	464	1777	393
Prostitution Offences	1	0	0	0	2	0	5	0	14	3	12	6
Liquor (excluding Drunkenness)	85	33	128	58	243	83	122	36	63	10	78	13
Gaming Racing & Betting Offences	0	0	0	0	2	0	1	0	0	0	0	0
Breach Domestic Violence Order	3	2	5	2	21	7	24	10	104	27	163	25
Trespassing & Vagrancy Offences	578	133	341	68	319	40	514	32	194	20	125	15
Weapons Act Offences	155	9	134	6	161	12	197	6	165	9	155	13
Good Order Offences	587	257	521	205	852	314	1476	327	1949	348	1720	279
Stock Offences	0	0	0	0	0	0	0	0	0	0	1	0
Traffic and Related Offences	33	8	88	5	189	30	739	84	1394	229	1670	263
Miscellaneous Offences	259	53	169	33	155	16	179	33	135	19	100	22
Total Other Offences	2316	668	2119	518	2988	706	4914	847	5815	1129	5801	1029

* Only those offenders whose age and sex were identified are included.

Offenders

Queensland By Age and Sex - 2003/2004*

Offence	20 - 24		25 - 29		30 - 39		40 - 49		50 - 59		60 & over	
	Male	Female	Male	Female	Male	Female	Male	Female	Male	Female	Male	Female
Homicide (Murder)	13	1	6	1	22	3	8	0	3	1	1	0
Other Homicide	25	5	10	2	31	5	22	0	11	0	6	0
Attempted Murder	19	3	5	0	28	4	19	0	7	0	3	0
Conspiracy to Murder	0	0	0	0	0	0	0	0	0	0	0	0
Manslaughter (excl. by Driving)	1	1	1	0	0	0	0	0	1	0	1	0
Driving Causing Death	5	1	4	2	3	1	3	0	3	0	2	0
Assault	1890	435	1407	337	2137	669	990	245	372	64	118	16
Grievous Assault	121	16	92	22	104	41	56	18	19	3	6	0
Serious Assault	881	166	640	123	1009	238	473	80	163	20	39	2
Serious Assault (Other)	177	45	135	39	203	65	58	20	27	4	9	1
Common Assault	711	208	540	153	821	325	403	127	163	37	64	13
Sexual Offences	223	6	239	8	622	13	560	6	346	0	218	1
Rape & Attempted Rape	51	0	63	1	143	0	111	3	64	0	43	0
Other Sexual Offences	172	6	176	7	479	13	449	3	282	0	175	1
Robbery	219	11	127	13	143	17	29	4	5	0	1	0
Armed Robbery	129	5	86	11	96	12	12	1	2	0	0	0
Unarmed Robbery	90	6	41	2	47	5	17	3	3	0	1	0
Extortion	8	0	0	0	8	2	4	0	1	0	0	0
Kidnapping & Abduction etc.	35	5	30	4	75	6	28	2	8	1	4	0
Other Offences Against the Person	255	117	254	124	478	276	270	96	101	16	40	3
Offences Against the Person	2668	580	2073	489	3516	991	1911	353	847	82	388	20
Unlawful Entry	2790	244	1901	175	1323	277	411	49	45	11	20	2
Unlawful Entry - Dwelling	1647	162	1050	132	726	175	176	25	34	5	8	2
- Without Violence	1556	153	984	123	630	150	133	16	24	4	6	2
- With Violence	91	9	66	9	95	25	43	9	10	1	2	0
Unlawful Entry - Shop	363	33	312	12	153	16	24	13	2	2	4	0
Unlawful Entry - Other	780	49	539	31	444	86	211	11	9	4	8	0
Arson	40	2	13	4	33	4	9	4	14	4	10	0
Other Property Damage	1853	247	1068	138	1234	224	474	85	120	20	42	4
Unlawful Use of Motor Vehicle	931	121	517	68	526	82	109	28	49	0	5	1
Other Theft (excl. Unlawful Entry)	3410	1143	2327	752	2842	1354	873	560	282	190	137	115
Stealing from Dwelling	188	61	163	40	179	66	38	23	12	8	2	4
Shop Stealing	1007	665	652	422	934	651	390	360	147	142	108	91
Vehicles (Steal from/Enter with Intent)	972	109	588	64	571	70	117	19	32	1	9	0
Other Stealing	1243	308	924	226	1158	567	328	158	91	39	18	20
Fraud	1725	947	2022	814	2150	1155	1211	476	243	142	99	13
Fraud by Computer	52	44	8	3	13	6	8	3	1	0	1	0
Fraud by Cheque	171	109	279	138	398	203	126	73	47	17	13	1
Fraud by Credit Card	293	242	425	209	311	331	387	90	29	6	11	0
Other Fraud	1209	552	1310	464	1428	615	690	310	166	119	74	12
Handling Stolen Goods	1080	342	875	255	1138	317	388	102	105	30	34	6
Possess Property Susp. Stolen	207	72	153	33	219	47	68	20	17	6	0	2
Receiving Stolen Property	221	76	151	43	202	59	56	17	15	6	4	0
Possess, Receive, etc. Tainted Property	639	191	559	178	694	205	257	65	68	18	29	4
Other Handling Stolen Goods	13	3	12	1	23	6	7	0	5	0	1	0
Offences Against Property	11829	3046	8723	2206	9246	3413	3475	1304	858	397	347	141
Drug Offences	7645	1797	5376	1438	7477	2163	3368	1092	826	176	164	36
Prostitution Offences	112	39	128	60	253	80	157	46	82	8	23	3
Liquor (excluding Drunkenness)	379	83	312	78	604	208	359	138	144	34	35	8
Gaming Racing & Betting Offences	2	2	1	0	2	0	1	0	1	1	0	0
Breach Domestic Violence Order	1024	126	1235	154	2559	305	1147	127	336	21	53	5
Trespassing Vagrancy Offences	403	55	245	33	339	87	204	57	77	9	10	3
Weapons Act Offences	645	68	510	57	844	125	537	53	281	17	147	6
Good Order Offences	6411	1061	3602	720	4555	1135	1887	562	560	133	138	28
Stock Offences	14	1	5	0	18	1	51	2	46	1	11	13
Traffic and Related Offences	8046	1355	5024	936	7046	1538	3986	1146	1883	353	638	66
Miscellaneous Offences	406	96	348	78	531	143	361	91	167	24	95	37
Other Offences	25087	4683	16786	3554	24228	5785	12058	3314	4403	777	1314	205

* Only those offenders whose age and sex were identified are included.

Offenders

Queensland By Type of Action[^] by Age - 2003/2004*

Offence	Arrest		Caution		Comm. Conference		Notice to Appear	
	Juvenile	Adult	Juvenile	Adult	Juvenile	Adult	Juvenile	Adult
Homicide (Murder)	1	57	0	0	0	0	0	1
Other Homicide	11	113	0	0	0	0	0	7
Attempted Murder	10	103	0	0	0	0	0	0
Conspiracy to Murder	0	0	0	0	0	0	0	0
Manslaughter (excl. by Driving)	0	3	0	0	0	0	0	1
Driving Causing Death	1	7	0	0	0	0	0	6
Assault	521	6180	754	24	89	12	453	3674
Grievous Assault	29	453	14	0	5	0	16	103
Serious Assault	204	2332	363	14	59	6	216	2021
Serious Assault (Other)	89	789	41	0	6	0	27	144
Common Assault	199	2606	336	10	19	6	194	1406
Sexual Offences	97	1706	183	9	11	0	52	461
Rape & Attempted Rape	45	454	7	0	3	0	8	34
Other Sexual Offences	52	1252	176	9	8	0	44	427
Robbery	173	776	32	1	24	0	58	90
Armed Robbery	85	500	13	0	1	0	20	32
Unarmed Robbery	88	276	19	1	23	0	38	58
Extortion	3	24	0	0	0	0	0	2
Kidnapping & Abduction etc.	12	189	3	0	0	0	1	24
Other Offences Against the Person	68	925	113	4	9	0	46	401
Offences Against the Person	886	9970	1085	38	133	12	610	4660
Unlawful Entry	2089	6742	1534	46	294	40	1393	3459
Unlawful Entry - Dwelling	836	3706	415	14	105	6	509	1667
- Without Violence	813	3374	408	14	105	6	501	1582
- With Violence	23	332	7	0	0	0	8	83
Unlawful Entry - Shop	380	1045	235	16	42	20	224	545
Unlawful Entry - Other	873	1991	884	16	147	14	660	1247
Arson	27	146	38	0	8	0	12	35
Other Property Damage	1128	4583	1917	35	657	731	1183	4031
Unlawful Use of Motor Vehicle	825	2421	361	16	108	23	513	1283
Other Theft (excl. Unlawful Entry)	1610	7932	5269	135	504	46	2786	11863
Stealing from Dwelling	80	444	138	5	31	2	118	531
Shop Stealing	352	1452	3689	68	210	2	1446	5986
Vehicles (Steal from/Enter with Intent)	790	3457	481	35	112	26	545	1593
Other Stealing	388	2579	961	27	151	16	677	3753
Fraud	33	4339	419	15	117	4	126	7470
Fraud by Computer	0	133	5	2	0	0	0	132
Fraud by Cheque	4	665	5	0	10	0	10	839
Fraud by Credit Card	16	1182	28	0	34	2	27	1371
Other Fraud	13	2359	381	13	73	2	89	5128
Handling Stolen Goods	218	2166	336	11	37	0	411	3508
Possess Property Susp. Stolen	47	332	33	2	5	0	119	697
Receiving Stolen Property	79	434	194	6	21	0	105	689
Possess, Receive, etc. Tainted Property	91	1342	109	3	11	0	186	2098
Other Handling Stolen Goods	1	58	0	0	0	0	1	24
Offences Against Property	5930	28329	9874	258	1725	844	6424	31649
Drug Offences	244	8419	1261	28	44	5	601	18974
Prostitution Offences	0	40	1	0	0	0	1	988
Liquor (excluding Drunkenness)	124	1281	327	12	10	1	141	1359
Gaming Racing & Betting Offences	1	2	1	0	0	0	0	9
Breach Domestic Violence Order	16	3925	6	4	0	1	17	3027
Trespassing & Vagrancy Offences	208	859	666	15	149	263	413	1250
Weapons Act Offences	74	1178	247	6	15	0	128	2571
Good Order Offences	1039	17759	460	27	92	11	1100	8837
Stock Offences	0	2	0	16	0	0	0	78
Traffic and Related Offences	87	6890	57	5	4	7	204	29052
Miscellaneous Offences	87	1040	287	26	28	26	197	1649
Total Other Offences	1880	41395	3313	139	342	314	2802	67794

[^] See Glossary for definitions and inclusions (page 152).

* Only those offenders whose age and sex were identified are included.

Offenders

Queensland By Type of Action[^] by Age - 2003/2004*

Offence	Notice to Attend **		Summons		Warrant		Other	
	Juvenile	Adult	Juvenile	Adult	Juvenile	Adult	Juvenile	Adult
Homicide (Murder)	0	0	0	0	0	0	0	8
Other Homicide	0	0	0	20	0	1	0	8
Attempted Murder	0	0	0	0	0	1	0	6
Conspiracy to Murder	0	0	0	0	0	0	0	0
Manslaughter (excl. by Driving)	0	0	0	0	0	0	0	2
Driving Causing Death	0	0	0	20	0	0	0	0
Assault	0	0	10	66	3	55	68	393
Grievous Assault	0	0	4	6	0	9	0	9
Serious Assault	0	0	3	35	3	33	21	194
Serious Assault (Other)	0	0	2	3	0	2	2	11
Common Assault	0	0	1	22	0	11	45	179
Sexual Offences	0	0	2	29	0	35	60	195
Rape & Attempted Rape	0	0	0	1	0	5	7	20
Other Sexual Offences	0	0	2	28	0	30	53	175
Robbery	0	0	0	1	0	10	5	7
Armed Robbery	0	0	0	0	0	5	0	1
Unarmed Robbery	0	0	0	1	0	5	5	6
Extortion	0	0	0	0	0	0	0	0
Kidnapping & Abduction etc.	0	0	0	1	0	3	1	7
Other Offences Against the Person	0	0	1	19	0	12	18	919
Offences Against the Person	0	0	13	136	3	116	152	1537
Unlawful Entry	0	0	3	45	2	64	82	202
Unlawful Entry - Dwelling	0	0	0	29	1	34	19	98
- Without Violence	0	0	0	27	1	30	19	89
- With Violence	0	0	0	2	0	4	0	9
Unlawful Entry - Shop	0	0	3	3	1	3	10	20
Unlawful Entry - Other	0	0	0	13	0	27	53	84
Arson	0	0	0	0	0	0	3	8
Other Property Damage	0	0	13	39	1	24	85	106
Unlawful Use of Motor Vehicle	0	0	5	11	1	34	16	52
Other Theft (excl. Unlawful Entry)	0	0	13	64	0	70	354	212
Stealing from Dwelling	0	0	1	2	0	10	6	20
Shop Stealing	0	0	6	8	0	7	121	51
Vehicles (Steal from/Enter with Intent)	0	0	3	16	0	26	66	55
Other Stealing	0	0	3	38	0	27	161	86
Fraud	0	0	1	89	2	155	3	466
Fraud by Computer	0	0	0	1	0	1	0	2
Fraud by Cheque	0	0	0	14	0	32	0	67
Fraud by Credit Card	0	0	0	14	2	16	0	46
Other Fraud	0	0	1	60	0	106	3	351
Handling Stolen Goods	0	0	2	22	1	17	6	45
Possess Property Susp. Stolen	0	0	0	5	0	3	0	7
Receiving Stolen Property	0	0	0	2	1	4	2	9
Possess, Receive, etc. Tainted Property	0	0	2	12	0	9	4	28
Other Handling Stolen Goods	0	0	0	3	0	1	0	1
Offences Against Property	0	0	37	270	7	364	549	1091
Drug Offences	0	0	4	51	0	42	756	10446
Prostitution Offences	0	0	0	1	0	1	1	1
Liquor (excluding Drunkenness)	0	0	3	37	0	2	25	12
Gaming Racing & Betting Offences	0	0	0	0	0	0	0	0
Breach Domestic Violence Order	0	0	0	39	0	20	1	429
Trespassing & Vagrancy Offences	0	0	2	18	0	0	41	17
Weapons Act Offences	0	0	2	24	0	4	11	52
Good Order Offences	0	0	7	107	2	50	36	100
Stock Offences	0	0	0	16	0	0	0	52
Traffic and Related Offences	0	0	0	317	0	66	1	59
Miscellaneous Offences	0	0	2	37	0	14	84	73
Total Other Offences	0	0	20	647	2	199	956	11241

[^] See Glossary for definitions and inclusions (page 152).

* Only those offenders whose age and sex were identified are included.

** On 1 July 2003, the *Juvenile Justice Amendment Act 2002* was proclaimed. This amendment repealed the issue of an 'Attendance Notice' to juveniles under the provisions of the *Juvenile Justice Act 1992*. All juveniles are now issued with a 'Notice to Appear'.

Offenders

Regions By Age and Sex - 2003/2004*

Offence	10 - 14		15 years		16 years		17 years		18 years		19 years	
	Male	Female	Male	Female	Male	Female	Male	Female	Male	Female	Male	Female
Far Northern Region												
Homicide (Murder)	0	0	0	0	0	0	0	0	0	0	0	0
Other Homicide	0	0	0	0	0	0	0	0	0	0	0	0
Assault	58	32	24	19	70	11	37	10	56	18	57	15
Sexual Offences	39	1	8	1	11	0	3	0	2	0	4	0
Robbery	6	1	6	1	10	0	5	1	4	0	5	0
All Other Offences Against the Person ^	3	5	3	2	9	6	5	5	5	4	4	3
Offences Against the Person	106	39	41	23	100	17	50	16	67	22	70	18
Unlawful Entry	445	66	188	25	208	16	126	15	113	4	70	4
Arson	10	0	1	0	1	0	2	0	2	0	0	0
Other Property Damage	212	44	76	30	95	14	77	7	56	7	41	8
Unlawful Use of Motor Vehicle	49	12	39	6	37	2	40	4	33	0	16	0
Other Theft (excl. Unlawful Entry)	342	188	114	60	119	30	52	48	61	6	39	22
Fraud	69	2	10	21	11	7	4	11	8	2	16	7
Handling Stolen Goods	50	18	24	6	25	4	23	6	20	4	16	4
Offences Against Property	1177	330	452	148	496	73	324	91	293	23	198	45
Northern Region												
Homicide (Murder)	0	0	0	0	0	0	0	0	0	0	0	0
Other Homicide	0	0	0	0	0	0	1	0	1	0	2	0
Assault	62	28	30	7	25	9	55	13	60	15	32	8
Sexual Offences	15	0	5	1	11	0	4	0	4	0	6	0
Robbery	4	1	7	0	7	0	9	0	5	0	4	0
All Other Offences Against the Person ^	8	4	2	0	2	0	9	0	6	4	5	6
Offences Against the Person	89	33	44	8	45	9	78	13	76	19	49	14
Unlawful Entry	405	30	227	13	278	6	200	5	162	4	66	5
Arson	4	1	1	0	1	0	3	0	0	0	1	0
Other Property Damage	188	40	72	13	104	11	114	9	74	4	43	13
Unlawful Use of Motor Vehicle	114	13	90	3	112	8	87	5	34	7	16	1
Other Theft (excl. Unlawful Entry)	356	152	150	38	200	16	137	19	89	25	46	9
Fraud	38	3	4	5	5	13	28	6	8	0	23	11
Handling Stolen Goods	47	10	32	5	27	2	26	7	20	3	17	3
Offences Against Property	1152	249	576	77	727	56	595	51	387	43	212	42
Central Region												
Homicide (Murder)	0	0	0	0	0	0	0	1	0	0	0	0
Other Homicide	0	0	2	0	3	0	3	1	0	0	1	0
Assault	68	32	39	11	62	24	51	23	55	15	60	16
Sexual Offences	40	10	11	0	7	0	6	0	5	0	14	0
Robbery	2	1	1	0	2	0	4	0	2	2	3	1
All Other Offences Against the Person ^	14	5	3	1	6	0	6	0	13	1	4	3
Offences Against the Person	124	48	56	12	80	24	70	25	75	18	82	20
Unlawful Entry	318	30	183	10	164	15	175	8	123	5	58	2
Arson	2	0	0	0	6	0	1	0	2	0	1	0
Other Property Damage	232	79	112	22	220	27	116	14	130	12	121	2
Unlawful Use of Motor Vehicle	52	19	47	8	42	8	35	3	24	2	9	2
Other Theft (excl. Unlawful Entry)	447	286	206	65	270	49	217	43	117	11	124	21
Fraud	13	12	4	19	4	13	9	33	18	9	19	10
Handling Stolen Goods	51	8	27	3	25	9	34	4	31	7	16	9
Offences Against Property	1115	434	579	127	731	121	587	105	445	46	348	46
North Coast Region												
Homicide (Murder)	0	0	0	0	0	0	1	0	0	0	0	1
Other Homicide	1	0	0	0	0	0	3	0	0	1	2	0
Assault	134	51	68	34	59	19	98	24	76	24	52	9
Sexual Offences	39	1	16	6	13	1	11	1	12	1	13	0
Robbery	8	1	3	1	4	3	9	3	11	0	8	1
All Other Offences Against the Person ^	27	7	7	11	9	3	19	0	19	0	14	3
Offences Against the Person	209	60	94	52	85	26	141	28	118	26	89	14
Unlawful Entry	441	49	211	41	241	24	243	23	164	11	116	3
Arson	7	0	2	0	8	0	2	0	1	0	5	0
Other Property Damage	394	73	193	36	198	29	142	19	532	7	83	5
Unlawful Use of Motor Vehicle	106	10	69	9	79	10	96	9	70	5	49	2
Other Theft (excl. Unlawful Entry)	694	426	380	144	407	105	377	81	1358	48	177	45
Fraud	30	3	8	24	26	14	67	43	47	19	61	15
Handling Stolen Goods	48	15	38	6	58	16	62	11	51	4	41	10
Offences Against Property	1720	576	901	260	1017	198	989	186	2223	94	532	80

* Only those offenders whose age and sex were identified are included.

^ All Other Offences Against the Person includes the offence sub-divisions of Extortion and Kidnapping, Abduction and Deprivation of Liberty.

Offenders

Regions By Age and Sex - 2003/2004*

Offence	20 - 24		25 - 29		30 - 39		40 - 49		50 - 59		60 & over	
	Male	Female	Male	Female	Male	Female	Male	Female	Male	Female	Male	Female
Far Northern Region												
Homicide (Murder)	2	0	0	0	3	1	2	0	0	1	0	0
Other Homicide	3	1	0	0	6	0	0	0	2	0	1	0
Assault	302	81	237	47	331	100	176	38	42	8	25	2
Sexual Offences	25	1	14	0	54	0	48	2	40	0	9	0
Robbery	9	0	8	0	7	1	2	0	1	0	0	0
All Other Offences Against the Person ^	29	26	54	28	82	77	54	32	16	3	4	1
Offences Against the Person	370	109	313	75	483	179	282	72	101	12	39	3
Unlawful Entry	236	34	223	7	78	4	23	2	1	1	1	0
Arson	3	0	0	0	2	0	0	0	1	0	0	0
Other Property Damage	219	37	153	18	157	28	45	12	16	2	1	0
Unlawful Use of Motor Vehicle	74	5	48	4	24	1	7	2	0	0	0	0
Other Theft (excl. Unlawful Entry)	161	48	152	30	169	69	70	65	18	6	6	4
Fraud	37	57	63	41	95	44	258	68	26	7	10	0
Handling Stolen Goods	72	18	67	13	60	14	21	5	5	1	1	0
Offences Against Property	802	199	706	113	585	160	424	154	67	17	19	4
Northern Region												
Homicide (Murder)	1	0	1	0	0	0	0	0	0	0	1	0
Other Homicide	5	0	0	0	3	1	2	0	1	0	0	0
Assault	245	62	190	47	271	86	111	29	42	6	15	1
Sexual Offences	23	2	27	2	50	4	49	3	23	0	15	0
Robbery	16	0	9	0	4	2	3	1	0	0	0	0
All Other Offences Against the Person ^	39	29	52	34	94	58	34	16	11	6	5	0
Offences Against the Person	329	93	279	83	422	151	199	49	77	12	36	1
Unlawful Entry	310	20	142	8	69	26	44	8	1	1	0	0
Arson	6	1	2	0	0	0	0	1	0	0	0	0
Other Property Damage	138	35	107	18	108	20	102	5	6	2	5	1
Unlawful Use of Motor Vehicle	54	5	46	2	28	1	3	0	0	0	0	0
Other Theft (excl. Unlawful Entry)	187	52	111	49	115	35	49	17	13	10	3	8
Fraud	157	65	303	53	93	23	41	25	9	8	1	7
Handling Stolen Goods	50	20	38	6	44	8	19	5	2	2	0	0
Offences Against Property	902	198	749	136	457	113	258	61	31	23	9	16
Central Region												
Homicide (Murder)	0	0	0	0	0	0	1	0	1	0	0	0
Other Homicide	3	1	1	0	5	0	3	0	1	0	0	0
Assault	187	41	147	34	218	55	101	22	45	7	10	0
Sexual Offences	24	0	15	0	67	0	59	0	45	0	31	0
Robbery	10	0	4	1	4	0	4	0	0	0	0	0
All Other Offences Against the Person ^	32	10	18	5	56	16	25	7	11	2	1	1
Offences Against the Person	256	52	185	40	350	71	193	29	103	9	42	1
Unlawful Entry	294	22	119	10	94	22	38	5	5	2	1	0
Arson	2	0	2	0	3	0	0	0	2	0	0	0
Other Property Damage	231	34	92	17	118	22	53	8	11	1	1	0
Unlawful Use of Motor Vehicle	45	5	26	0	15	5	4	3	3	0	1	0
Other Theft (excl. Unlawful Entry)	215	90	184	44	173	96	72	34	24	25	11	13
Fraud	81	67	127	141	139	78	58	22	17	15	2	4
Handling Stolen Goods	71	13	59	11	64	22	21	3	9	0	3	0
Offences Against Property	939	231	609	223	606	245	246	75	71	43	19	17
North Coast Region												
Homicide (Murder)	5	0	1	1	7	1	1	0	0	0	0	0
Other Homicide	1	1	2	0	3	0	6	0	2	0	1	0
Assault	266	52	177	54	310	119	185	49	69	10	21	4
Sexual Offences	46	2	57	2	120	2	118	0	61	0	46	0
Robbery	22	2	18	4	12	2	4	0	0	0	1	0
All Other Offences Against the Person ^	53	21	44	25	90	41	46	16	20	3	6	1
Offences Against the Person	393	78	299	86	542	165	360	65	152	13	75	5
Unlawful Entry	537	18	150	23	183	23	37	9	5	2	2	0
Arson	2	0	4	1	9	1	2	0	1	1	2	0
Other Property Damage	326	40	185	18	199	41	70	16	29	3	13	1
Unlawful Use of Motor Vehicle	183	16	48	4	60	9	20	3	8	0	0	0
Other Theft (excl. Unlawful Entry)	607	157	322	130	423	133	146	74	57	39	40	29
Fraud	162	78	191	112	337	90	164	127	53	15	12	0
Handling Stolen Goods	159	38	98	9	168	43	57	7	15	2	2	0
Offences Against Property	1976	347	998	297	1379	340	496	236	168	62	71	30

* Only those offenders whose age and sex were identified are included.

^ All Other Offences Against the Person includes the offence sub-divisions of Extortion and Kidnapping, Abduction and Deprivation of Liberty.

Offenders

Regions By Age and Sex - 2003/2004*

Offence	10 - 14		15 years		16 years		17 years		18 years		19 years	
	Male	Female	Male	Female	Male	Female	Male	Female	Male	Female	Male	Female
Southern Region												
Homicide (Murder)	0	0	0	0	0	0	0	0	0	0	0	0
Other Homicide	1	0	1	0	0	0	0	0	1	0	1	0
Assault	91	41	57	16	64	18	58	26	56	21	50	12
Sexual Offences	25	1	9	0	8	2	11	1	11	1	9	0
Robbery	12	5	8	2	5	0	6	2	7	0	8	0
All Other Offences Against the Person ^	14	4	9	4	13	1	12	2	11	7	10	3
Offences Against the Person	143	51	84	22	90	21	87	31	86	29	78	15
Unlawful Entry	266	39	183	18	146	19	220	15	69	13	134	4
Arson	11	1	2	0	0	1	1	0	3	0	5	1
Other Property Damage	287	33	75	18	125	18	142	19	66	9	176	19
Unlawful Use of Motor Vehicle	44	5	46	8	60	8	65	8	54	13	31	2
Other Theft (excl. Unlawful Entry)	408	259	147	102	169	67	185	66	127	51	213	32
Fraud	26	3	9	26	7	15	36	50	20	18	43	66
Handling Stolen Goods	21	17	31	6	18	9	33	5	22	6	37	9
Offences Against Property	1063	357	493	178	525	137	682	163	361	110	639	133
South Eastern Region												
Homicide (Murder)	0	0	0	0	0	0	0	0	0	0	0	0
Other Homicide	0	0	0	0	0	0	0	0	0	1	2	0
Assault	69	18	33	17	63	12	66	21	56	20	54	15
Sexual Offences	27	0	12	0	12	0	9	4	1	0	10	0
Robbery	8	2	22	2	20	1	25	5	11	5	8	3
All Other Offences Against the Person ^	8	1	3	3	12	3	10	1	6	3	10	0
Offences Against the Person	112	21	70	22	107	16	110	31	74	29	84	18
Unlawful Entry	128	11	65	8	98	9	168	7	131	5	133	4
Arson	7	0	0	0	5	0	4	0	8	2	2	0
Other Property Damage	161	19	134	16	123	24	259	13	95	10	153	8
Unlawful Use of Motor Vehicle	96	24	75	10	86	21	119	7	91	7	68	3
Other Theft (excl. Unlawful Entry)	395	242	211	120	227	105	320	66	245	102	231	44
Fraud	4	2	19	5	13	12	52	22	54	19	71	40
Handling Stolen Goods	23	6	17	3	29	5	59	8	55	6	57	8
Offences Against Property	814	304	521	162	581	176	981	123	679	151	715	107
Metropolitan North Region												
Homicide (Murder)	0	0	0	0	1	0	2	0	1	0	0	0
Other Homicide	1	0	0	0	1	0	1	0	5	0	1	0
Assault	59	33	47	30	53	16	49	13	70	11	63	16
Sexual Offences	16	2	6	0	4	2	9	1	18	0	9	0
Robbery	19	4	15	1	22	5	20	1	41	1	9	1
All Other Offences Against the Person ^	10	1	11	2	6	0	5	1	14	0	11	0
Offences Against the Person	105	40	79	33	87	23	86	16	149	12	93	17
Unlawful Entry	104	10	92	15	94	16	69	3	77	11	48	7
Arson	5	0	1	0	1	0	1	0	0	0	1	0
Other Property Damage	197	25	200	22	244	18	678	18	334	7	68	10
Unlawful Use of Motor Vehicle	32	5	23	7	30	8	49	8	51	5	32	2
Other Theft (excl. Unlawful Entry)	449	358	218	201	281	147	217	72	211	81	167	50
Fraud	8	3	25	2	13	15	30	19	44	28	84	30
Handling Stolen Goods	40	13	26	10	39	8	56	11	62	17	33	17
Offences Against Property	835	414	585	257	702	212	1100	131	779	149	433	116
Metropolitan South Region												
Homicide (Murder)	0	0	0	0	0	0	0	0	0	1	0	0
Other Homicide	0	0	1	0	0	0	2	0	1	1	1	0
Assault	54	25	35	14	40	17	46	10	45	10	48	9
Sexual Offences	23	2	6	0	12	0	7	0	3	0	3	0
Robbery	20	7	23	2	18	0	24	1	21	4	35	1
All Other Offences Against the Person ^	12	2	5	0	13	1	9	1	11	1	12	1
Offences Against the Person	109	36	70	16	83	18	88	12	81	17	99	11
Unlawful Entry	142	22	159	17	99	3	213	10	195	9	93	7
Arson	3	0	6	0	1	0	2	0	2	0	0	0
Other Property Damage	398	34	173	17	99	10	147	4	93	4	65	7
Unlawful Use of Motor Vehicle	79	21	94	23	63	17	110	11	61	6	45	6
Other Theft (excl. Unlawful Entry)	356	326	165	83	190	66	255	48	163	48	112	59
Fraud	67	5	4	3	53	4	49	11	54	30	85	112
Handling Stolen Goods	42	17	22	11	38	6	46	9	56	12	28	16
Offences Against Property	1087	425	623	154	543	106	822	93	624	109	428	207

* Only those offenders whose age and sex were identified are included.

^ All Other Offences Against the Person includes the offence sub-divisions of Extortion and Kidnapping, Abduction and Deprivation of Liberty.

Offenders

Regions By Age and Sex - 2003/2004*

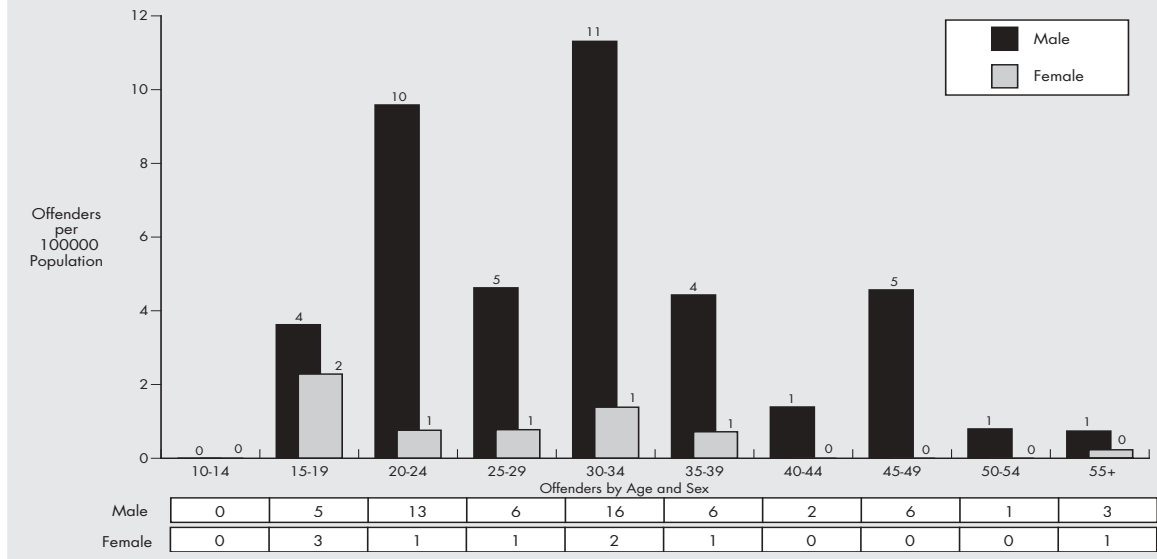
Offence	20 - 24		25 - 29		30 - 39		40 - 49		50 - 59		60 & over	
	Male	Female	Male	Female	Male	Female	Male	Female	Male	Female	Male	Female
Southern Region												
Homicide (Murder)	0	0	1	0	1	1	0	0	0	0	0	0
Other Homicide	0	1	3	1	2	1	1	0	2	0	1	0
Assault	239	55	167	39	250	99	93	26	41	10	8	2
Sexual Offences	27	0	22	0	71	2	87	0	21	0	37	0
Robbery	17	2	10	2	7	5	0	1	0	0	0	0
All Other Offences Against the Person ^	43	12	32	15	71	47	41	10	11	2	12	0
Offences Against the Person	326	70	235	57	402	155	222	37	75	12	58	2
Unlawful Entry	292	34	105	20	135	35	24	3	3	0	4	2
Arson	12	0	1	0	10	2	3	0	0	2	1	0
Other Property Damage	208	26	86	18	125	24	36	5	8	2	7	0
Unlawful Use of Motor Vehicle	73	9	54	7	42	5	4	1	1	0	1	0
Other Theft (excl. Unlawful Entry)	337	112	150	77	423	164	58	66	21	11	20	8
Fraud	150	114	192	115	217	185	98	30	25	6	10	0
Handling Stolen Goods	86	34	45	37	98	36	19	11	7	4	1	2
Offences Against Property	1158	329	633	274	1050	451	242	116	65	25	44	12
South Eastern Region												
Homicide (Murder)	0	0	0	0	4	0	2	0	1	0	0	0
Other Homicide	3	0	0	1	7	1	2	0	1	0	2	0
Assault	259	63	191	37	306	82	126	33	45	8	15	4
Sexual Offences	41	0	35	0	99	3	79	0	87	0	33	1
Robbery	44	3	26	3	44	5	6	0	3	0	0	0
All Other Offences Against the Person ^	31	8	36	3	71	15	36	8	17	0	5	0
Offences Against the Person	378	74	288	44	531	106	251	41	154	8	55	5
Unlawful Entry	312	45	315	61	231	44	129	11	13	4	7	0
Arson	8	1	2	0	3	1	1	1	2	0	1	0
Other Property Damage	254	27	171	19	182	41	71	19	25	3	7	1
Unlawful Use of Motor Vehicle	164	27	114	27	152	20	25	10	28	0	3	1
Other Theft (excl. Unlawful Entry)	623	257	493	179	589	356	172	146	79	56	35	32
Fraud	441	221	384	91	310	230	247	68	44	49	14	1
Handling Stolen Goods	200	68	193	62	205	65	80	24	30	5	10	2
Offences Against Property	2002	646	1672	439	1672	757	725	279	221	117	77	37
Metropolitan North Region												
Homicide (Murder)	1	0	0	0	2	0	0	0	0	0	0	0
Other Homicide	1	1	1	0	2	1	0	0	0	0	1	0
Assault	259	45	175	47	231	68	99	28	39	7	12	1
Sexual Offences	24	0	31	2	61	1	68	1	20	0	28	0
Robbery	46	3	32	2	40	2	6	2	0	0	0	0
All Other Offences Against the Person ^	27	6	22	11	57	10	35	3	7	1	6	0
Offences Against the Person	358	55	261	62	393	82	208	34	66	8	47	1
Unlawful Entry	351	24	412	13	293	87	47	6	7	0	0	0
Arson	1	0	1	3	1	0	2	2	1	1	2	0
Other Property Damage	244	23	137	13	185	17	50	12	14	4	3	0
Unlawful Use of Motor Vehicle	154	29	89	12	117	28	18	6	3	0	0	0
Other Theft (excl. Unlawful Entry)	710	248	504	125	547	239	168	71	38	22	9	15
Fraud	343	183	372	122	484	253	162	60	36	30	31	0
Handling Stolen Goods	235	85	191	48	284	69	83	19	11	10	9	0
Offences Against Property	2038	592	1706	336	1911	693	530	176	110	67	54	15
Metropolitan South Region												
Homicide (Murder)	4	1	3	0	5	0	2	0	1	0	0	0
Other Homicide	9	0	3	0	3	1	8	0	2	0	0	0
Assault	133	36	123	32	220	60	99	20	49	8	12	2
Sexual Offences	13	1	38	2	100	1	52	0	49	0	19	0
Robbery	55	1	20	1	25	0	4	0	1	0	0	0
All Other Offences Against the Person ^	44	10	26	7	40	20	31	6	17	0	5	0
Offences Against the Person	258	49	213	42	393	82	196	26	119	8	36	2
Unlawful Entry	458	47	435	33	240	36	69	5	10	1	5	0
Arson	6	0	1	0	5	0	1	0	7	0	4	0
Other Property Damage	233	25	137	17	160	31	47	8	11	3	5	1
Unlawful Use of Motor Vehicle	184	25	92	12	88	13	28	3	6	0	0	0
Other Theft (excl. Unlawful Entry)	570	179	411	118	403	262	138	87	32	21	13	6
Fraud	354	162	390	139	475	252	183	76	33	12	19	1
Handling Stolen Goods	207	66	184	69	215	60	88	28	26	6	8	2
Offences Against Property	2012	504	1650	388	1586	654	554	207	125	43	54	10

* Only those offenders whose age and sex were identified are included.

^ All Other Offences Against the Person includes the offence sub-divisions of Extortion and Kidnapping, Abduction and Deprivation of Liberty.

Offenders

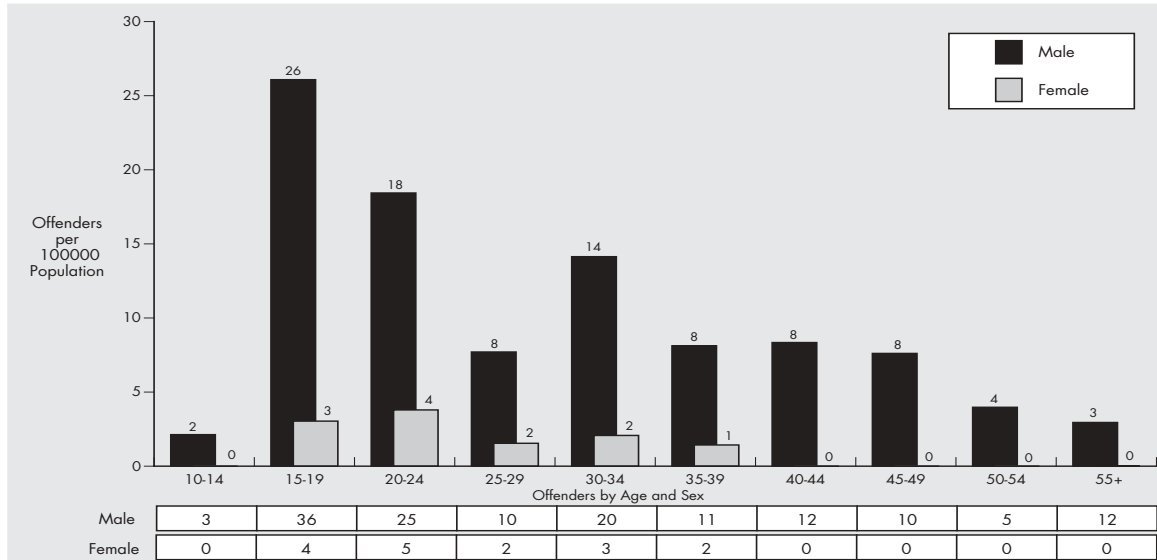
Homicide (Murder) - 2003/2004*



For all age groups, males were more likely than females to commit Homicide (Murder) with males aged twenty to thirty-four years most likely to offend. Of those proceeded against for Homicide, 87% were male. Of the

total 67 offenders responsible for Homicide (Murder) offences, only nine were female with the majority of these aged between fifteen and thirty-nine.

Other Homicide - 2003/2004*



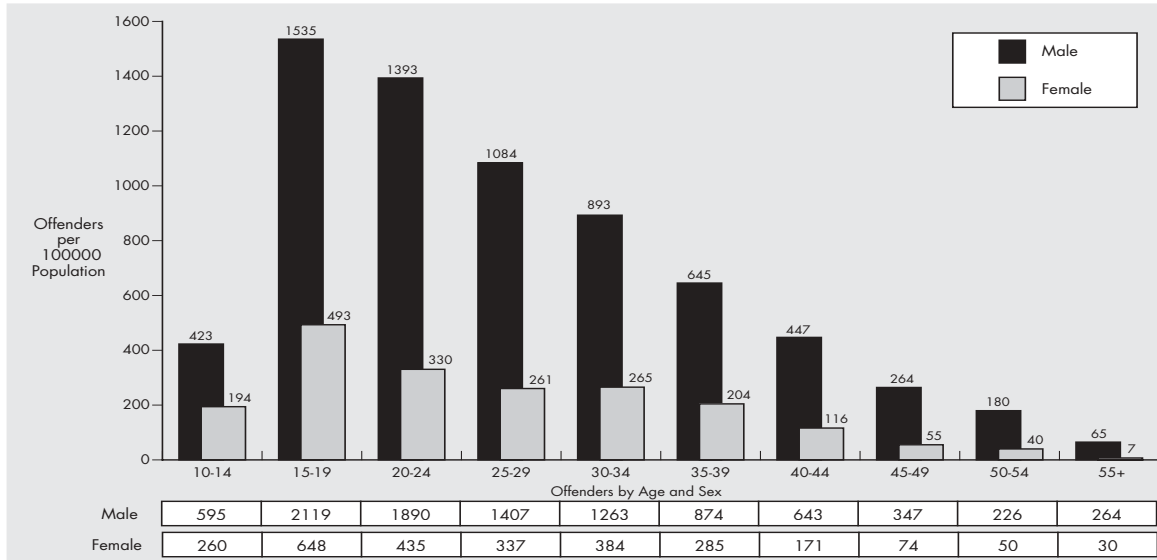
Males aged fifteen to nineteen years were most likely to commit Other Homicide offences. At every age, males committed more offences than females. In total, only

10% of those proceeded against for Other Homicide offences were female.

* Only those offenders whose age and sex were identified are included.

Offenders

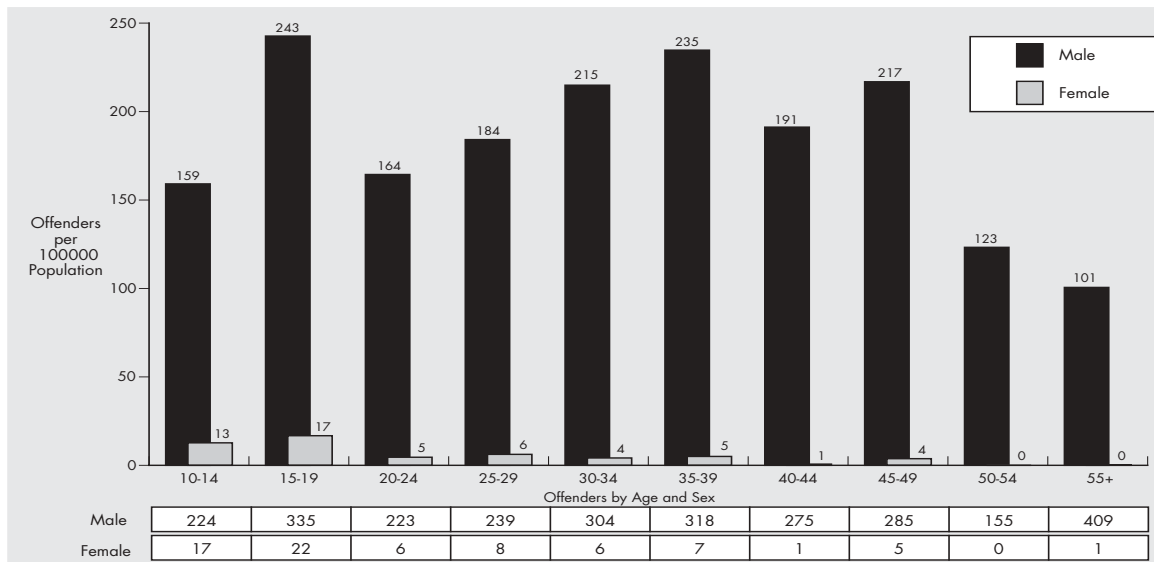
Assault - 2003/2004*



As with most offence types, the likelihood of committing Assault offences decreases with increasing age for both males and females. Approximately 78% of

offenders were male. In fact, nearly 50% of offenders were male aged fifteen to twenty-nine years.

Sexual Offences - 2003/2004*



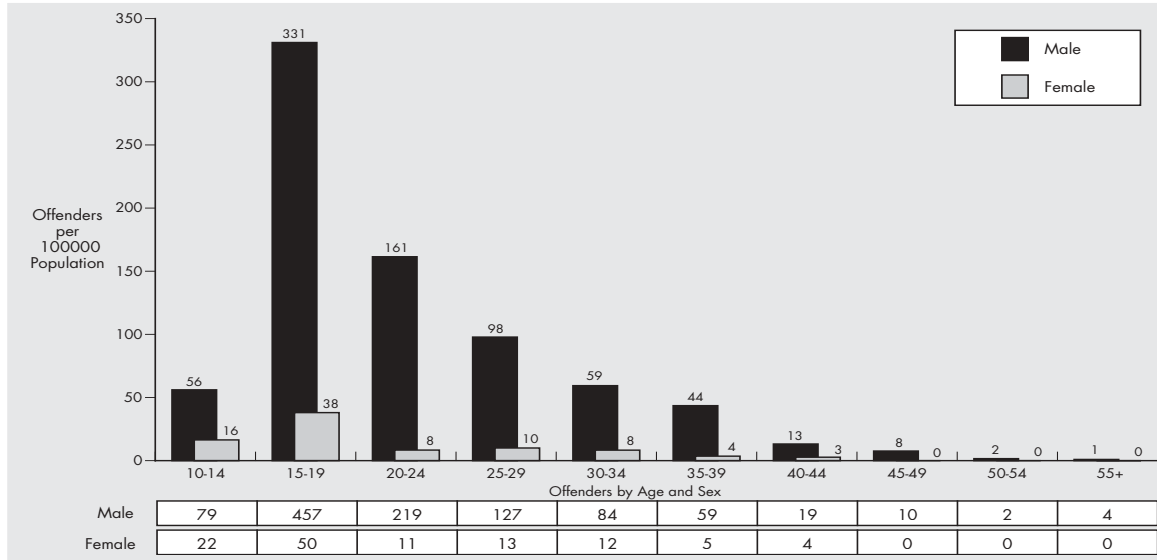
Sexual Offences are unique in that the likelihood of offending does not decrease with increasing age. In addition, most offenders, 97%, were male. During the

2003/04 financial year, there were only seventy-three female offenders for Sexual Offences.

* Only those offenders whose age and sex were identified are included.

Offenders

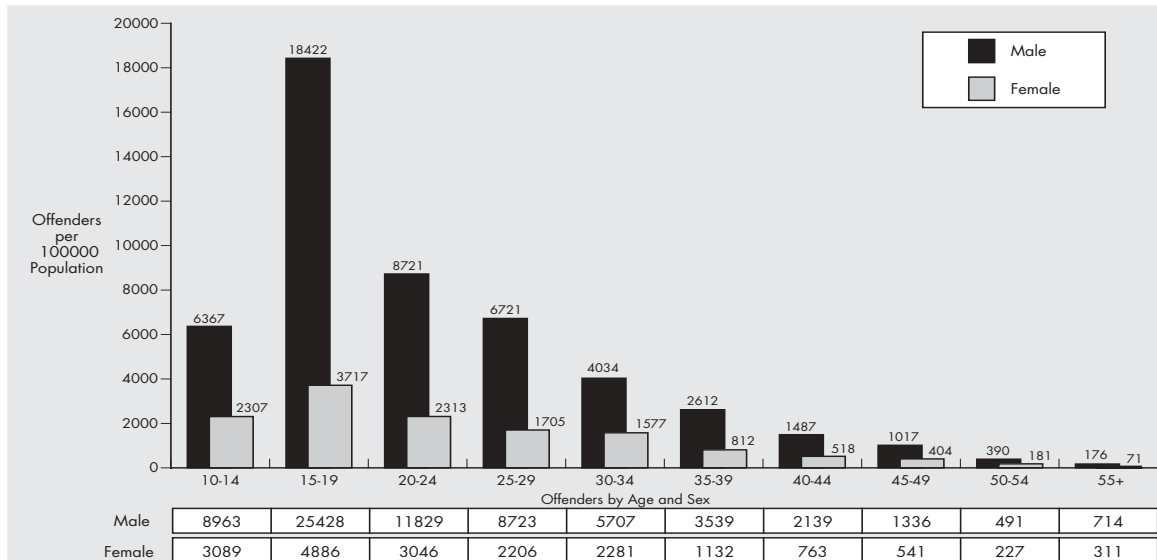
Robbery - 2003/2004*



Only 3% of offenders were aged forty years or more and nearly all of these were male. Approximately 90% of offenders were male and those in the fifteen to nine-

teen year age group were more likely to offend for both males and females. There were no female offenders aged greater than 44 years.

Offences Against Property - 2003/2004*



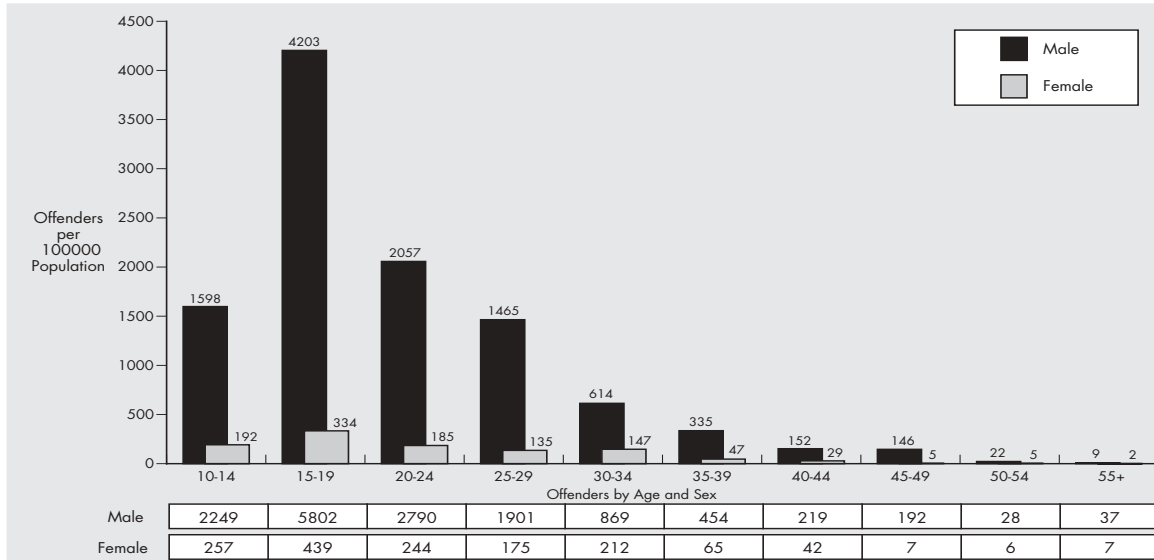
Males aged fifteen to nineteen years were almost five times more likely to commit Offences Against Property than females in the same age group. In total, only 21% of offenders were female. At every age, males were

more likely than females to offend for Offences Against Property, and the likelihood of offending decreased with increasing age.

* Only those offenders whose age and sex were identified are included.

Offenders

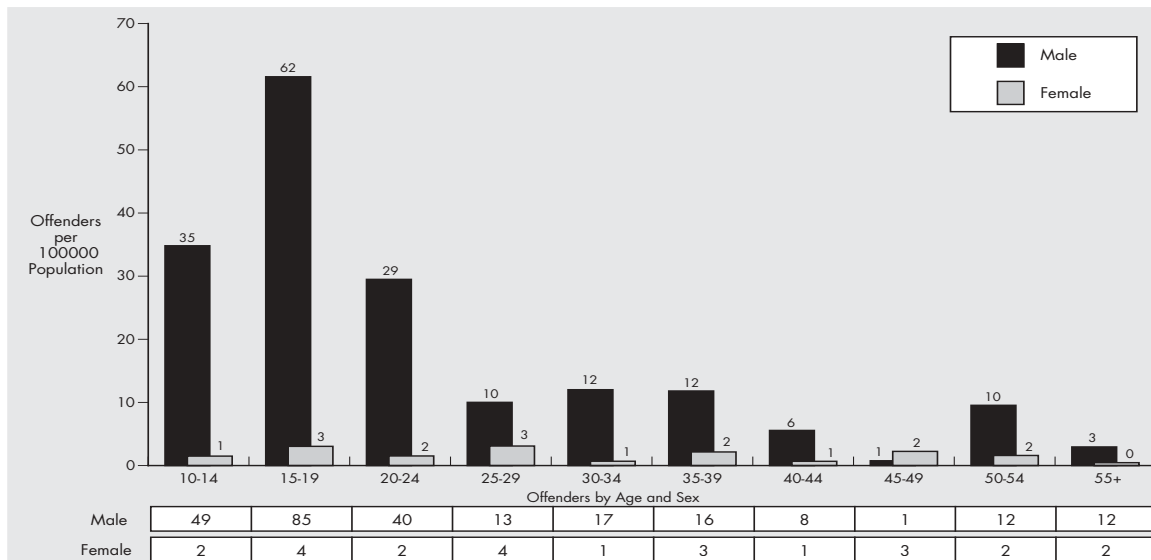
Unlawful Entry - 2003/2004*



As with most offence types, a large proportion of Unlawful Entry offenders were male aged fifteen to nineteen years (in fact, 36% of all offenders were male in this age group). Very few offences were committed by

persons in older age groups (over thirty-nine years) and only 9% of offenders were female. Approximately 68% of offenders were male aged between ten and twenty-four years inclusive.

Arson - 2003/2004*



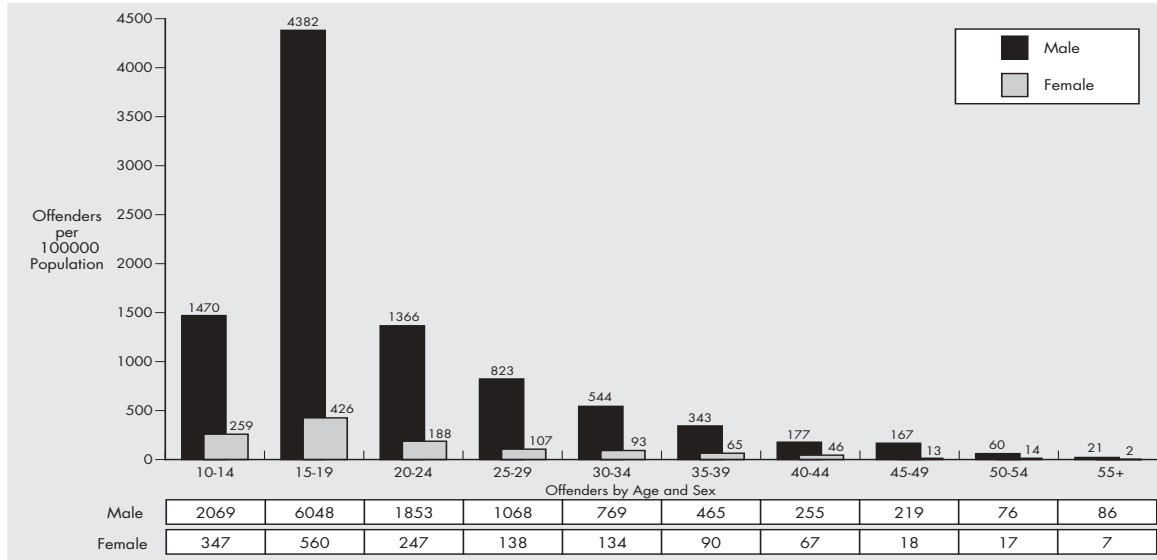
Approximately 63% of those proceeded against for Arson offences were male aged between ten and twenty-four years. While only 9% of offenders were female, the largest proportion of them were aged fifteen

to twenty-nine years. As with most property offences, very few offenders were recorded in older age groups (over forty-four years).

* Only those offenders whose age and sex were identified are included.

Offenders

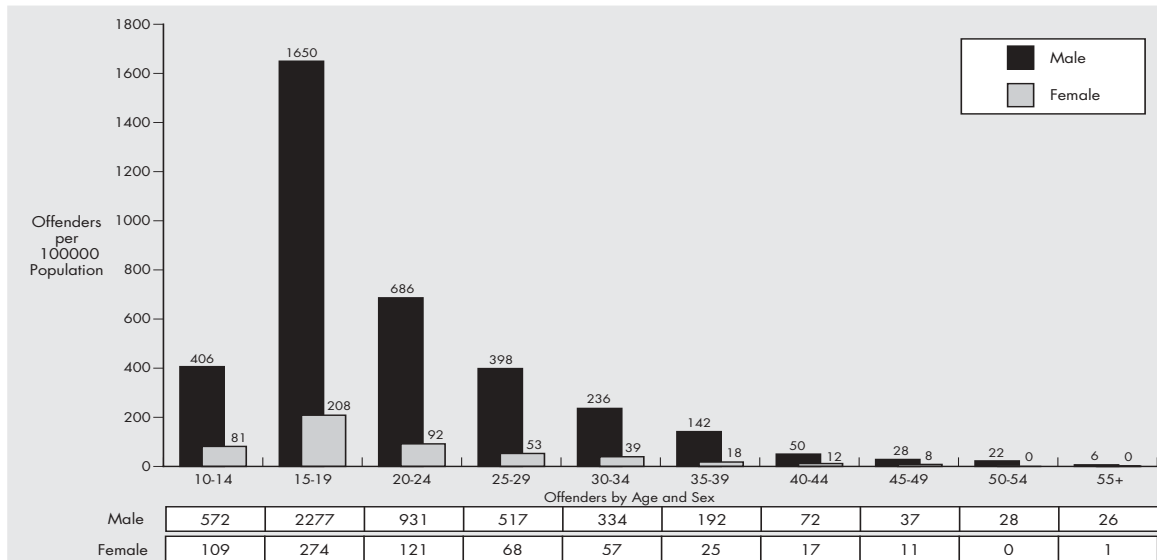
Other Property Damage - 2003/2004*



As with most Property offences, the largest proportion (42%) of Other Property Damage offenders were male aged between fifteen and nineteen years. At every age, males were more likely to offend than females (89% of

offenders were male). In addition, as with most property offences, there were very few offenders in the older age groups. In fact, 85% of offenders were aged under thirty years.

Unlawful Use of Motor Vehicle - 2003/2004*



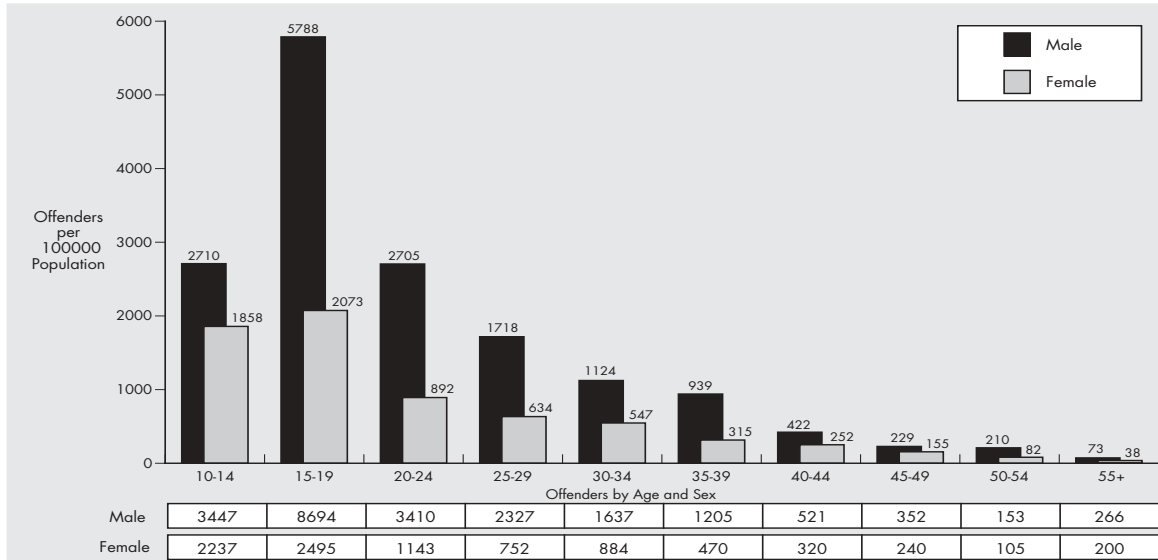
Approximately 40% of Unlawful Use of Motor Vehicle offenders were male aged fifteen to nineteen years. While only 12% of offenders were female, over one-

third of them were aged fifteen to nineteen years. There were very few offenders (only 3%) in the older age groups (40 years and over).

* Only those offenders whose age and sex were identified are included.

Offenders

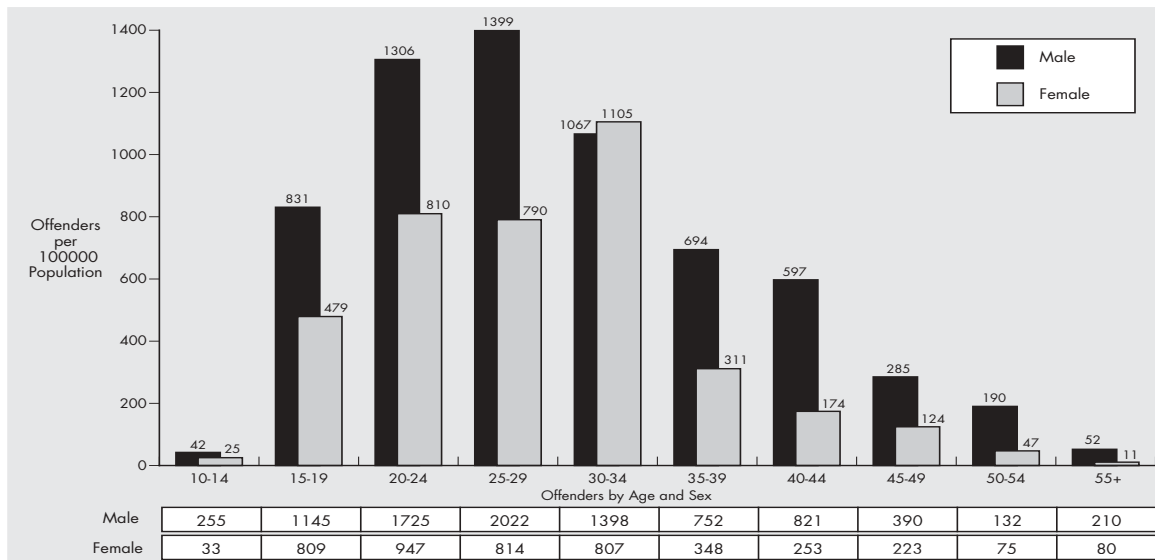
*Other Theft (excluding Unlawful Entry) - 2003/2004**



The Other Theft offence category is one of a small number of property offences committed by a substantial proportion of females. In 2003/04, 29% of offenders

proceeded against for Other Theft offences were female. Approximately 69% of offenders were in the younger age groups (under twenty-five years).

*Fraud - 2003/2004**



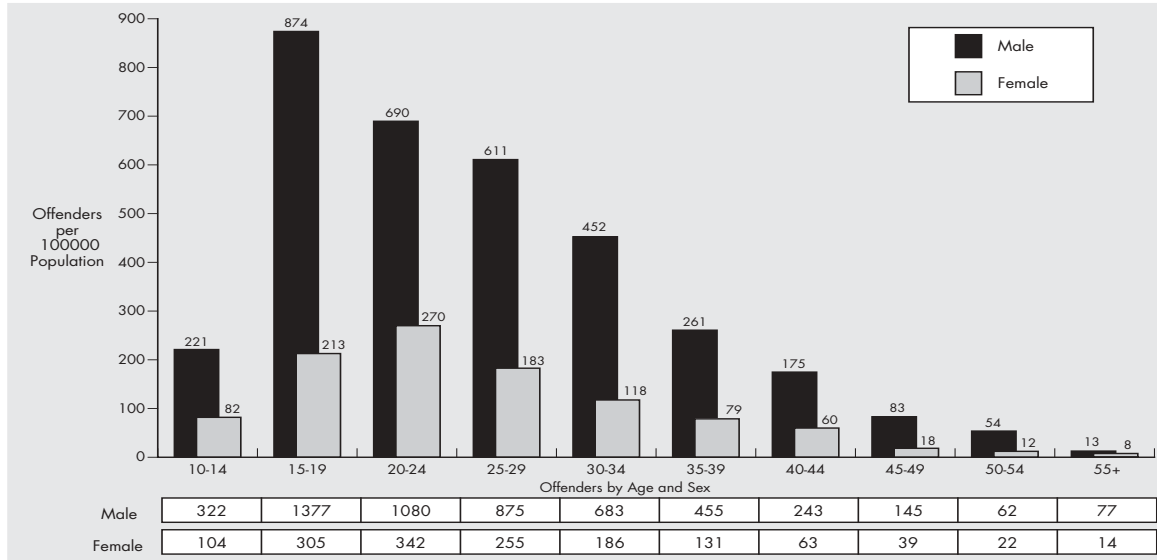
Fraud is another of the property offences for which a relatively high proportion of offenders are female. In 2003/04, 33% of those proceeded against for Fraud

were female. Males aged twenty to twenty-nine years were most likely to offend (in fact, over one-quarter were in this demographic).

* Only those offenders whose age and sex were identified are included.

Offenders

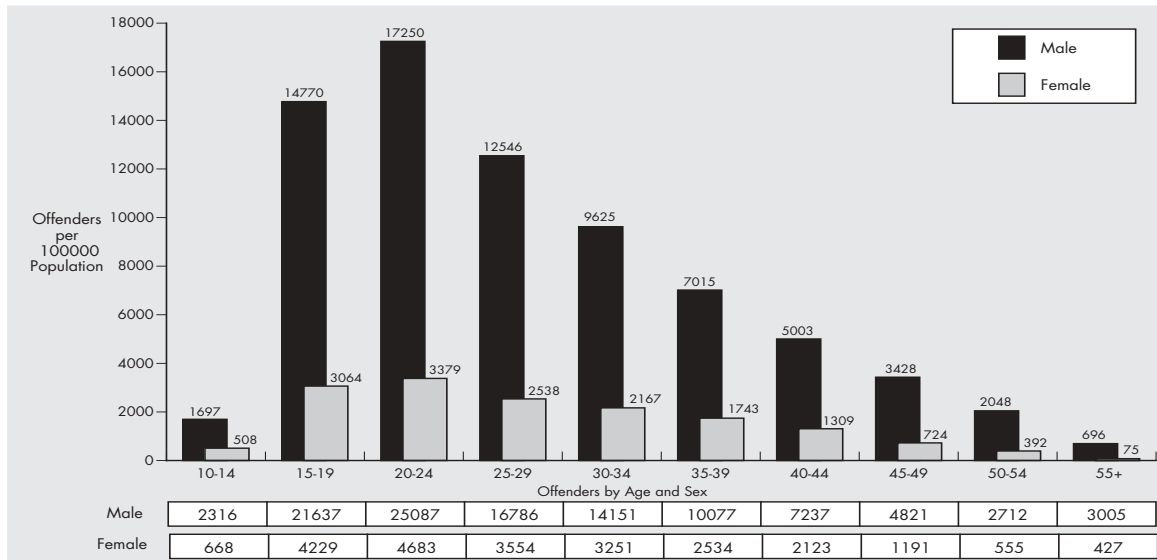
Handling Stolen Goods - 2003/2004*



In all age groups, males were more likely than females to offend for Handling Stolen Goods offences (78% were male). For males, those in the fifteen to nineteen age group were most likely to offend while, for females,

those aged twenty to twenty-four were more likely to offend compared with those in other age groups. As with most offence types, the risk of offending decreased significantly with increasing age.

Other Offences - 2003/2004*



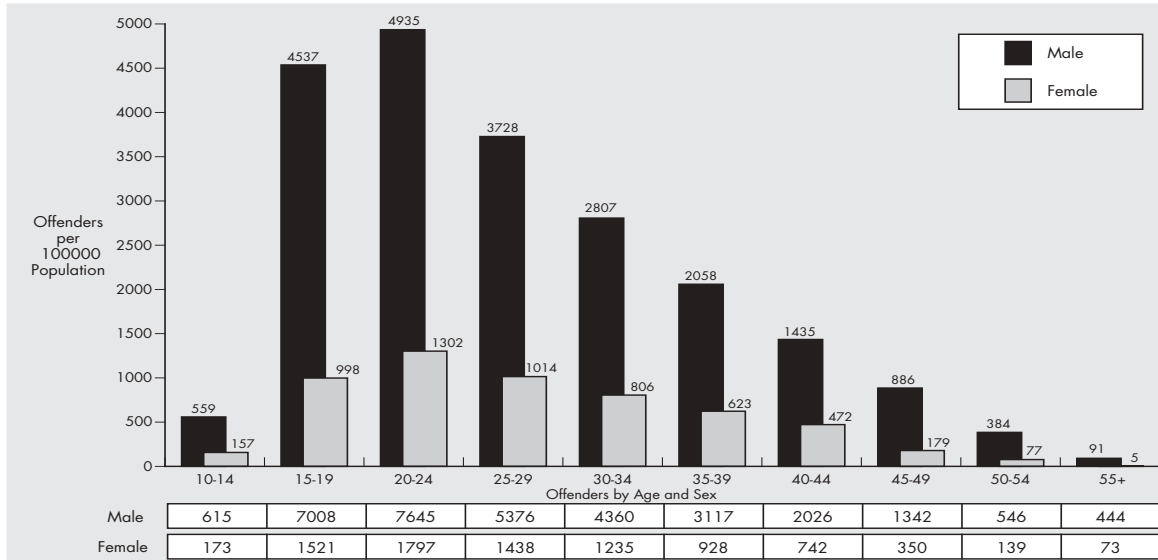
The larger majority (82%) of offenders for Other Offences were male, with males in the fifteen to nineteen and twenty to twenty-four year age groups

comprising 36% of offenders in 2003/04. Approximately 60% of offenders were aged under 30 years.

* Only those offenders whose age and sex were identified are included.

Offenders

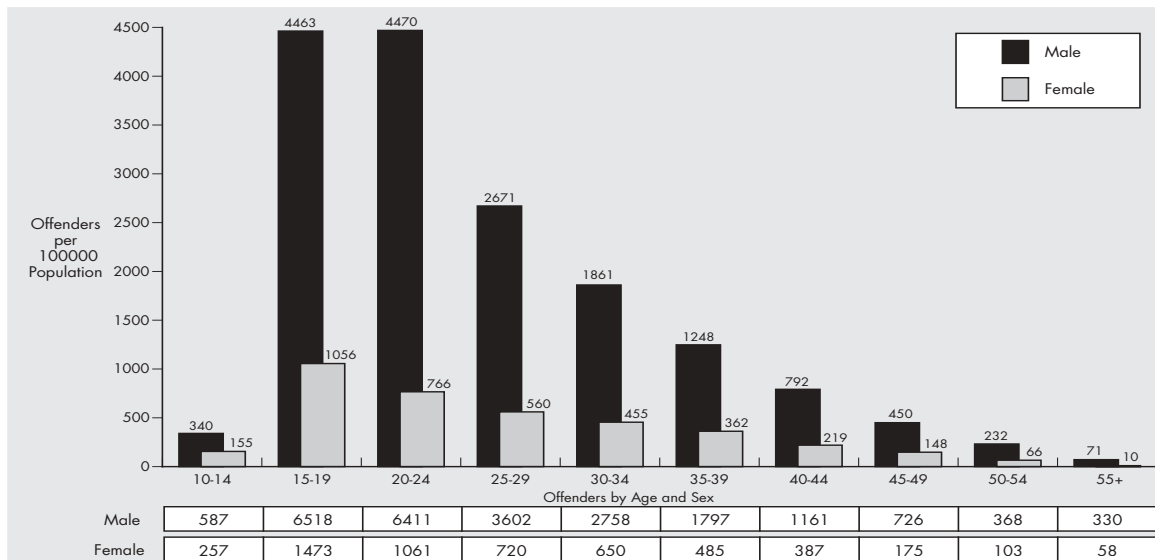
Drug Offences - 2003/2004*



Approximately 79% of those offenders for Drug Offences were male, with the majority aged between fifteen and twenty-four years inclusive. Females in the fifteen to twenty-four year age bracket were also more

likely to offend compared with those in other age groups. Unlike other offence categories, a sizeable proportion (14%) of offenders were aged over thirty-nine years.

Good Order Offences - 2003/2004*



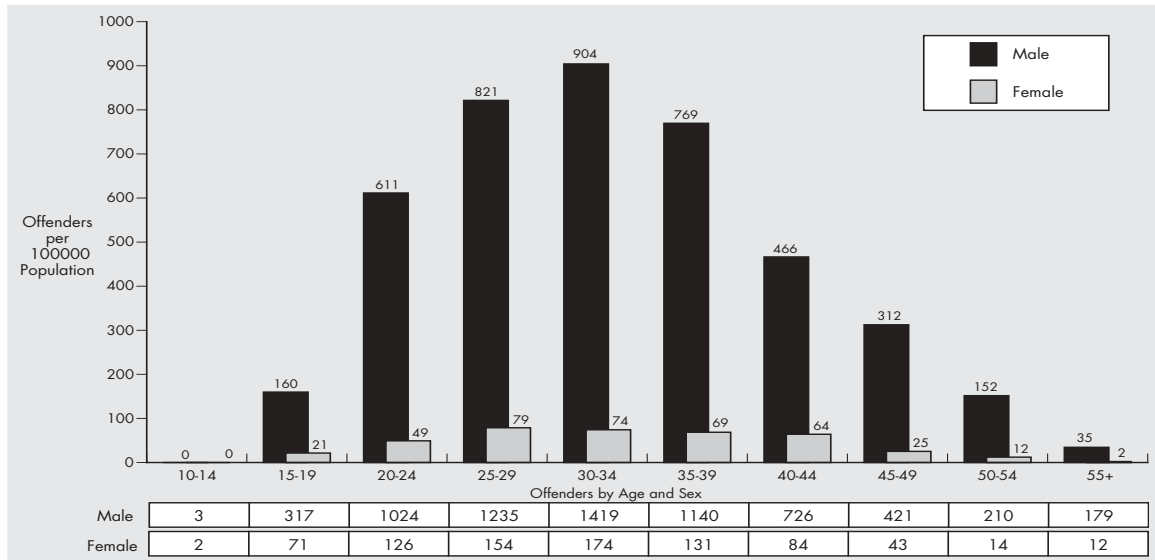
Patterns of offending for Good Order Offences are typical of those displayed in most offence categories. The largest majority of offenders were male (82%) with

those in the fifteen to twenty-four year age group most likely to offend (44% were in this demographic). As age increased, the likelihood of offending decreased.

* Only those offenders whose age and sex were identified are included.

Offenders

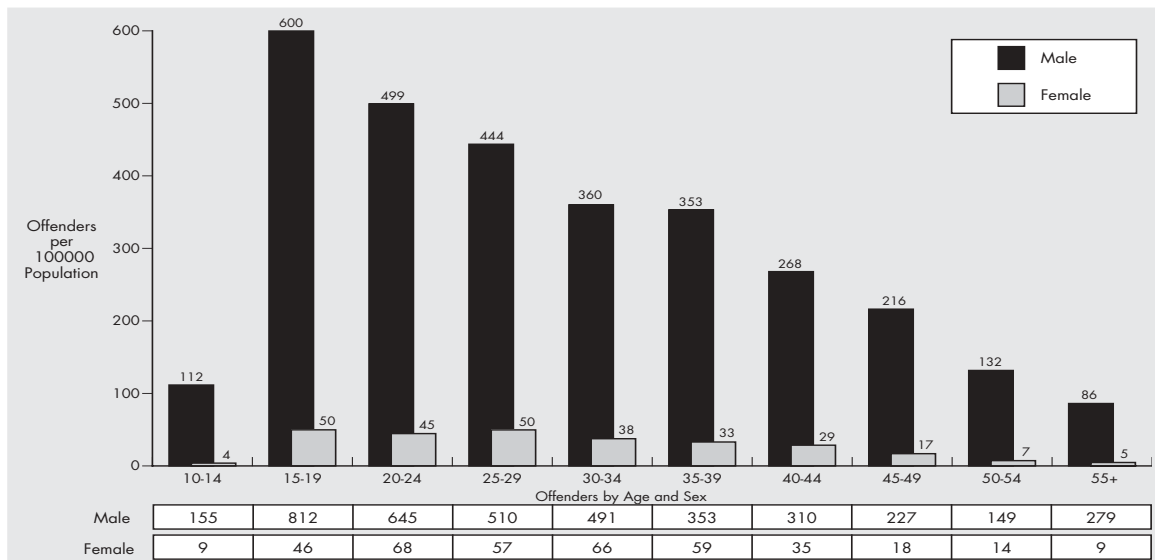
Breach Domestic Violence Protection Order - 2003/2004*



Approximately 89% of offenders for Breach of Domestic Violence Protection Orders were male and most were aged between twenty and thirty-nine years (64%).

Unlike other offence categories, a significant proportion of offenders (23%) were in the older age groups (forty years and over).

Weapons Act Offences - 2003/2004*



Approximately 91% of those actioned against for Weapons Act Offences were male and most were aged fifteen to nineteen years, although a significant proportion were aged over thirty-nine years. For

females, those in the fifteen to thirty-nine year age groups were most likely to offend. As is evidenced in the graph above, for both males and females, the risk of offending decreased significantly as age increased.

* Only those offenders whose age and sex were identified are included.