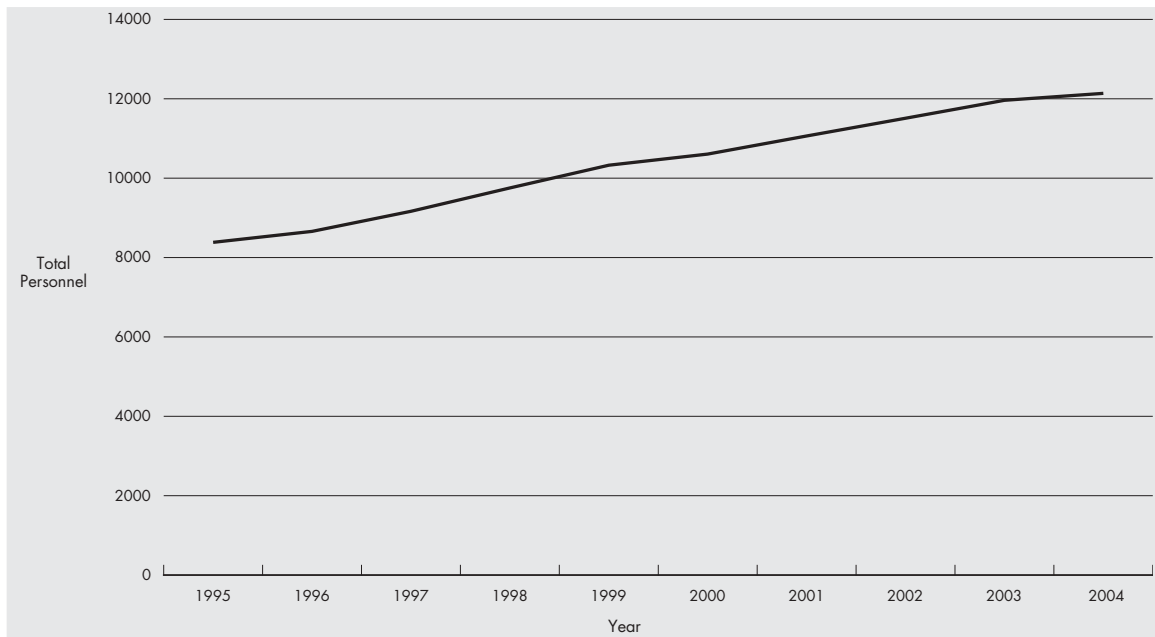


Personnel

This section provides statistics pertaining to personnel within the Queensland Police Service. All data contained in this section was provided by the Human Resource Management Branch of the Queensland Police Service, unless otherwise noted.

Total Queensland Police Service Personnel - 30 June



Personnel

Personnel by Rank/Classification at 30 June

Rank/Classification	2003			2004		
	Male	Female	Persons	Male	Female	Persons
Police Personnel						
Executive Officers	13	1	14	14	1	15
Commissioner	1	0	1	1	0	1
Deputy Commissioner	1	0	1	1	0	1
Assistant Commissioner	11	1	12	12	1	13
Commissioned Officers	298	18	316	298	20	318
Chief Superintendent	13	1	14	11	1	12
Superintendent	34	0	34	39	1	40
Inspector	251	17	268	248	18	266
Non-Commissioned Officers	2271	229	2500	2357	254	2611
Senior Sergeant	563	36	599	566	39	605
Sergeant	1708	193	1901	1791	215	2006
Constables	4100	1504	5604	4177	1582	5759
Senior Constable	2116	498	2614	2182	587	2769
Constable	1984	1006	2990	1995	995	2990
Total Police Officers	6682	1752	8434	6846	1857	8703
Recruits in Training	187	83	270	193	107	300
Total Police Personnel	6869	1835	8704	7039	1964	9003
Public Service Officers*						
Senior Executive Service/Senior Officer	18	2	20	18	3	21
Deputy Chief Executive	1	0	1	1	0	1
Director	6	1	7	6	1	7
Senior Officer	11	1	12	11	2	13
Other Officers	635	1810	2445	598	1744	2342
Administrative Officer	545	1725	2270	507	1645	2152
Technical Officer	15	14	29	18	19	37
Professional Officer	73	71	144	71	80	151
Operational Officer	2	0	2	2	0	2
Total Public Service Officers	653	1812	2465	616	1747	2363 **
General Employees						
Communication Room Operators	103	127	230	106	124	230
Police Liaison Officers	72	40	112	80	35	115
Assistant Watchhouse Officers	12	6	18	12	8	20
Queensland ATSI Police	11	3	14	11	3	14
Trainees - Justice Studies	6	5	11	6	5	11
Trainees - General	24	60	84	20	42	62
Pilots	7	0	7	7	0	7
General Wages Staff	117	96	213	116	93	209
Trade and Trade Related	82	1	83	80	1	81
Casual	5	15	20	5	16	21
Total Other Personnel	439	353	792	443	327	770
All Personnel						
Total All Personnel	7961	4000	11961	8098	4038	12136

* Includes temporary employees occupying Public Service positions.

** Excludes 163 officers who transitioned to Shared Service Providers on 1 July 2003.

Personnel

Separations by Rank/Classification - 2003/2004

Rank/Classification	Retirements				Other Separations					Total
	Compulsory	Post Age 55	VER [^]	Medical Grounds	Resignation	Death	Dismissal	Scheduled Completion	Transfer to other Govt Agencies ^{**}	
Police Personnel										
Executive Officers	0	2	0	0	0	0	0	1	n/a	3
Commissioner	0	0	0	0	0	0	0	0	n/a	0
Deputy Commissioner	0	0	0	0	0	0	0	0	n/a	0
Assistant Commissioner	0	2	0	0	0	0	0	1	n/a	3
Commissioned Officers	2	9	0	1	4	0	0	0	n/a	16
Chief Superintendent	0	1	0	0	0	0	0	0	n/a	1
Superintendent	0	1	0	0	2	0	0	0	n/a	3
Inspector	2	7	0	1	2	0	0	0	n/a	12
Non-Commissioned Officers	9	21	0	18	26	3	1	0	n/a	78
Senior Sergeant	4	8	0	3	5	2	0	0	n/a	22
Sergeant	5	13	0	15	21	1	1	0	n/a	56
Constables	1	6	0	17	93	2	1	0	n/a	120
Senior Constable	1	5	0	12	31	2	1	0	n/a	52
Constable	0	1	0	5	62	0	0	0	n/a	68
Total Police Officers	12	38	0	36	123	5	2	1	n/a	217
Public Service Officers*										
Senior Executive Service/Senior Officer	n/a	1	0	0	0	0	0	0	0	1
Deputy Chief Executive	n/a	1	0	0	0	0	0	0	0	1
Director	n/a	0	0	0	0	0	0	0	0	0
Senior Officer	n/a	0	0	0	0	0	0	0	0	0
Other Officers	n/a	11	0	2	150	3	1	51	186	404
Administrative Officer	n/a	10	0	2	137	3	1	42	185	380
Technical Officer	n/a	1	0	0	3	0	0	1	0	5
Professional Officer	n/a	0	0	0	10	0	0	8	1	19
Operational Officer	n/a	0	0	0	0	0	0	0	0	0
Total Public Service Officers	n/a	12	0	2	150	3	1	51	186	405
General Employees										
Communication Room Operators	n/a	0	0	1	14	0	1	0	3	19
Police Liaison Officers	n/a	0	0	1	6	0	0	0	0	7
Assistant Watchhouse Officers	n/a	0	0	0	2	0	0	0	0	2
Queensland ATSI Police	n/a	0	0	0	2	0	0	0	0	2
Trainees - Justice Studies	n/a	0	0	0	1	0	0	2	0	3
Trainees - General	n/a	0	0	0	6	0	1	34	2	43
Pilots	n/a	0	0	0	0	0	0	0	0	0
General Wages Staff	n/a	4	0	0	25	0	0	19	0	48
Trade and Trade Related	n/a	0	0	0	5	0	0	2	0	7
Casual	n/a	0	0	0	0	0	0	0	0	0
Total Other Personnel	n/a	4	0	2	61	0	2	57	5	131
All Personnel										
Total All Personnel	12	54	0	40	334	8	5	109	191	753

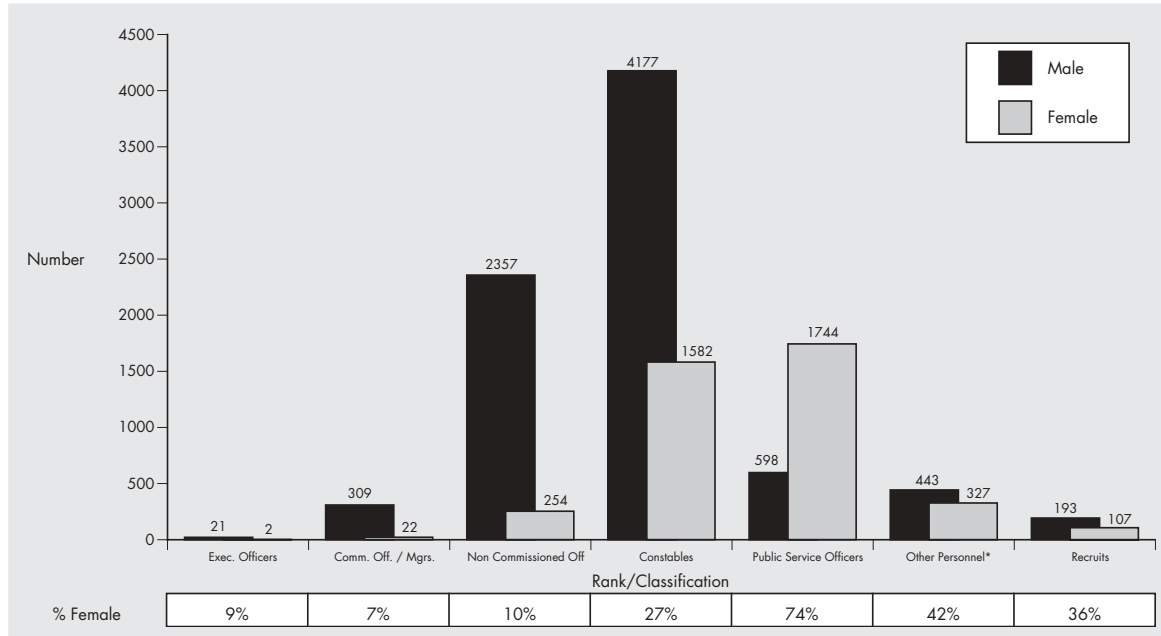
** Transfer to other Govt Agencies - includes 163 officers who transitioned to Shared Services Providers on 1 July 2003.

* Includes temporary employees occupying Public Service positions.

[^] VER - Voluntary Early Retirement.

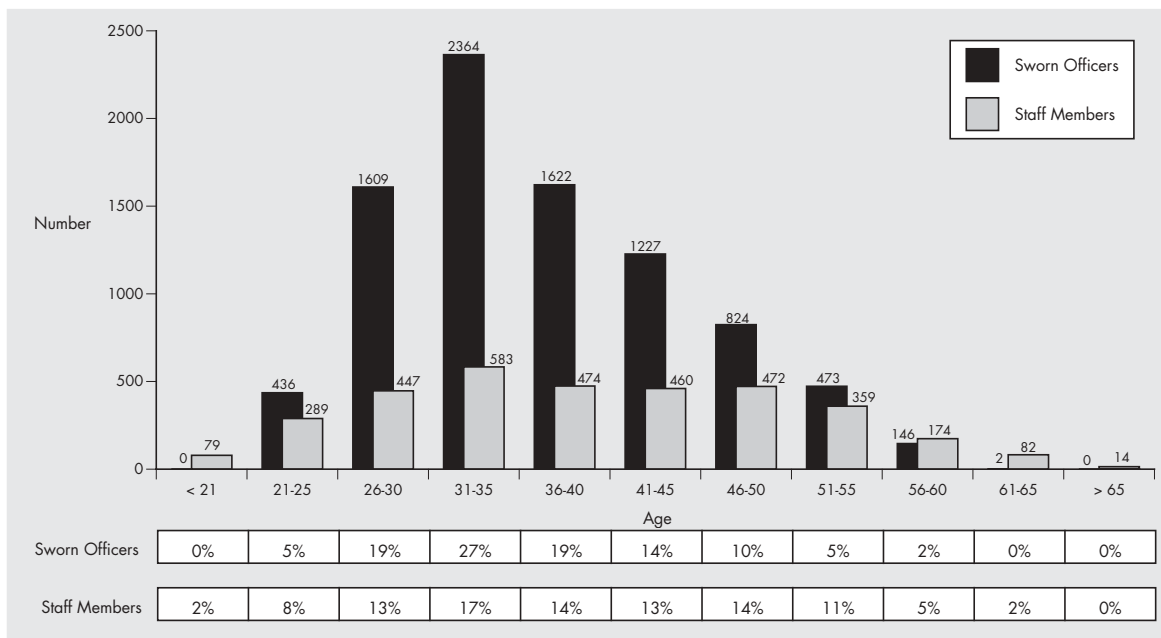
Personnel

Personnel by Gender - 30 June 2004



* Other Personnel includes Communication Room Operators, Police Liaison Officers, Assistant Watchhouse Officers, Queensland ATSI Police, Trainees, Pilots, General Wages Staff, Trade and Trade Related and Casual staff.

Personnel by Age - 30 June 2004



* Percentages have been rounded to the nearest whole number. Therefore, although the percentages are correct, they do not add to 100%.

Personnel

*Sworn Officers Promotions, Transfers and Review 2003/2004***

	Promotion	Transfer**	Lateral Transfer#	Disciplinary / Suspension / Stand-down+	Total
Decisions	336	235	1871	5	2447
Decisions Reviewed	53	8	1	4	66
Percent of Decisions Reviewed	15.8%	3.4%	0.1%	80.0%	2.7%
Reviews lodged	161	14	0	4	179
Upheld^	0	2	0	1	3
Dismissed^	37	8	0	3	48
Lapsed^	6	1	0	0	7
Withdrawn^	85	0	0	0	85
Re-assessed^	0	3	0	0	3
Awaiting Hearing^	38	0	0	0	38

+ Disciplinary reviews restricted to Breaches of Discipline only.

** Excludes the initial allocation of Recruits.

^ Results of Reviews include some decisions of Reviews lodged during 2002/03.

Includes the Permanent Allocation of First Year Constables.

Police Recruitment Appointment by Gender

Type of Appointment	2002/03			2003/04		
	Male	Female	Total	Male	Female	Total
Sworn-In	437	189	626	340	146	486
Recruit - PROVE Program+	358	181	539	293	138	431
Recruit - Abridged Program^	76	8	84	41	6	47
Other	3	0	3	6	2	8
Intake	425	194	619	348	175	523

^ Former Police Officers put through Police Operational Conversion (POC) Course.

+ PROVE - Police Recruit Operational Vocational Education Course for new recruits.