

Victims of Crime

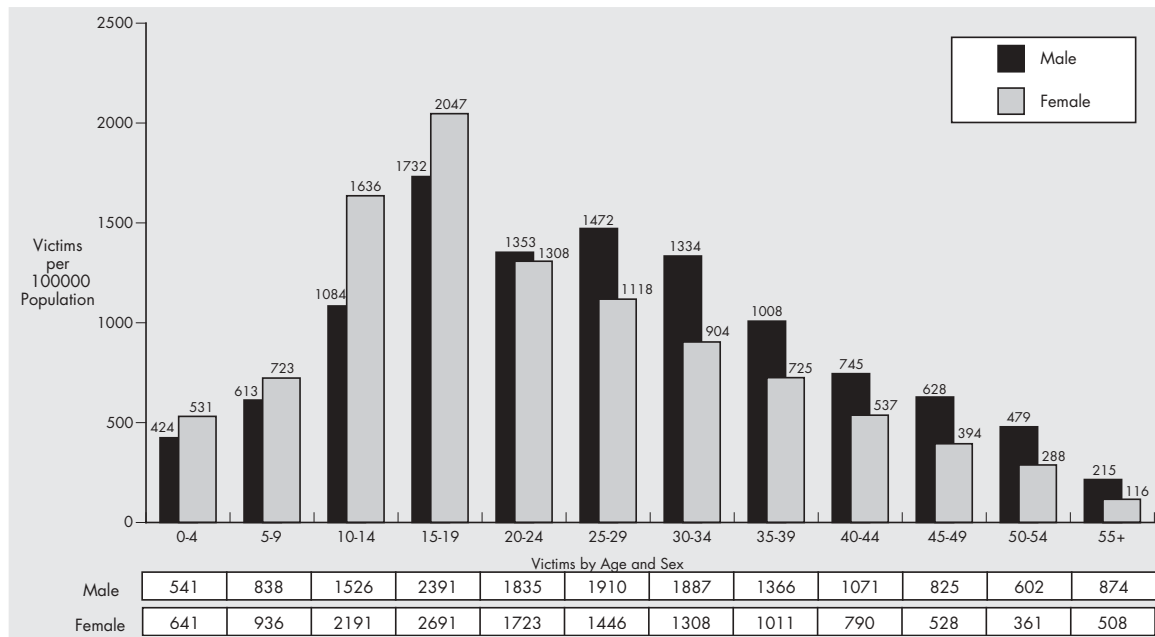
This section contains detailed information relating to victims of Offences Against the Person. They do not provide a unique victim count as one person may be counted several times if they were the victim of more than one offence.

There are several cases where the victim of an Offence Against the Person is not, according to the statistical definitions used, a person. For example, the victim of an Armed Robbery of a Bank is the banking organisation, rather than the teller, while 'Armed so as to Cause Fear or Alarm' is commonly a "Regina" offence, where the Crown is deemed to be the victim. Organisations which were the victims of crime were not included in the following tables and graphs.

As the graph below illustrates, females aged fifteen to nineteen years are the most common victims of Offences Against the Person on a per capita basis. Females aged fifty-five and over are the least victimised. During 2003/04, there were slightly more male than female victims. Fifty-three percent of victims were male, while forty-seven percent of victims were female.

The preliminary Estimated Residential Population by Sex and Age for 30 June, 2003 (Australian Bureau of Statistics Catalogue No. 3201.0) was used to calculate the number of victims per 100,000 population. 'Age' refers to the victim's age on the date the offence was reported to police, rather than their age on the date the offence occurred.

Offences Against the Person - 2003/2004*



* Only those offences where the victim's age and sex were identified are included.

Victims of Crime

By Age and Sex* - 2003/2004

Offence	0 - 14		15 years		16 years		17 years		18 years		19 years	
	Male	Female	Male	Female	Male	Female	Male	Female	Male	Female	Male	Female
Far Northern Region												
Homicide (Murder)	0	0	0	0	0	0	0	0	0	0	0	0
Other Homicide	0	0	0	0	0	0	0	0	0	0	0	0
Attempted Murder	0	0	0	0	0	0	0	0	0	0	0	0
Conspiracy to Murder	0	0	0	0	0	0	0	0	0	0	0	0
Manslaughter (excl. by Driving)	0	0	0	0	0	0	0	0	0	0	0	0
Driving Causing Death	0	0	0	0	0	0	0	0	0	0	0	0
Assault	94	104	16	40	28	48	19	38	29	56	28	43
Grievous Assault	0	2	1	2	2	1	1	1	3	2	2	1
Serious Assault	48	46	7	13	11	24	9	20	13	36	19	15
Serious Assault (Other)	2	3	0	1	1	0	1	1	0	0	1	1
Other Assault	44	53	8	24	14	23	8	16	13	18	6	26
Sexual Offences	60	171	3	29	7	10	6	7	1	10	1	17
Rape & Attempted Rape	9	38	0	4	0	6	1	2	1	6	0	5
Other Sexual Offences	51	133	3	25	7	4	5	5	0	4	1	12
Robbery	5	0	0	1	2	0	2	0	3	0	2	3
Armed Robbery	1	0	0	0	0	0	0	0	0	0	0	0
Unarmed Robbery	4	0	0	1	2	0	2	0	3	0	2	3
Extortion	0	0	0	0	0	0	0	0	0	0	0	0
Kidnapping & Abduction	1	2	0	0	0	0	0	0	0	1	0	0
Other Offences Against the Person	208	218	4	17	5	7	2	6	2	5	3	6
Offences Against the Person	368	495	23	87	42	65	29	51	35	72	34	69
Northern Region												
Homicide (Murder)	0	0	0	0	0	0	0	0	0	0	0	0
Other Homicide	0	0	0	0	0	0	0	0	1	1	0	0
Attempted Murder	0	0	0	0	0	0	0	0	0	1	0	0
Conspiracy to Murder	0	0	0	0	0	0	0	0	0	0	0	0
Manslaughter (excl. by Driving)	0	0	0	0	0	0	0	0	1	0	0	0
Driving Causing Death	0	0	0	0	0	0	0	0	0	0	0	0
Assault	109	115	18	22	26	35	27	31	31	31	29	27
Grievous Assault	3	1	2	1	2	2	1	1	4	2	1	2
Serious Assault	53	57	3	7	17	19	21	17	22	17	23	16
Serious Assault (Other)	2	1	0	0	0	0	0	1	1	1	0	1
Other Assault	51	56	13	14	7	14	5	12	4	11	5	8
Sexual Offences	43	159	4	29	6	27	0	13	1	12	0	10
Rape & Attempted Rape	5	25	1	7	0	8	0	5	1	5	0	6
Other Sexual Offences	38	134	3	22	6	19	0	8	0	7	0	4
Robbery	4	1	1	3	0	0	1	2	1	0	1	1
Armed Robbery	2	0	0	1	0	0	1	0	0	0	1	0
Unarmed Robbery	2	1	1	2	0	0	0	2	1	0	0	1
Extortion	0	0	0	0	0	0	0	0	0	0	0	0
Kidnapping & Abduction	6	11	0	1	0	1	0	2	0	0	0	6
Other Offences Against the Person	230	238	7	11	2	8	8	3	2	6	1	4
Offences Against the Person	392	524	30	66	34	71	36	51	36	50	31	48
Central Region												
Homicide (Murder)	0	0	0	0	0	1	0	0	0	0	0	0
Other Homicide	1	0	0	0	0	0	2	0	1	0	0	0
Attempted Murder	1	0	0	0	0	0	0	0	1	0	0	0
Conspiracy to Murder	0	0	0	0	0	0	0	0	0	0	0	0
Manslaughter (excl. by Driving)	0	0	0	0	0	0	0	0	0	0	0	0
Driving Causing Death	0	0	0	0	0	0	2	0	0	0	0	0
Assault	105	96	32	26	39	26	33	22	44	35	29	33
Grievous Assault	5	3	0	0	0	0	1	1	5	1	0	0
Serious Assault	47	40	16	11	22	17	22	11	23	16	19	19
Serious Assault (Other)	2	6	1	0	1	2	0	2	0	1	2	3
Other Assault	51	47	15	15	16	7	10	8	16	17	8	11
Sexual Offences	44	179	9	24	3	14	4	17	0	15	1	11
Rape & Attempted Rape	6	29	1	5	0	6	0	4	0	8	0	3
Other Sexual Offences	38	150	8	19	3	8	4	13	0	7	1	8
Robbery	2	1	5	0	5	0	0	0	2	0	3	1
Armed Robbery	1	0	2	0	2	0	0	0	0	0	0	0
Unarmed Robbery	1	1	3	0	3	0	0	0	2	0	3	1
Extortion	0	0	0	0	0	0	0	0	0	0	2	0
Kidnapping & Abduction	2	3	0	0	0	0	1	0	0	0	0	0
Other Offences Against the Person	25	35	0	10	2	3	5	7	7	4	10	7
Offences Against the Person	179	314	46	60	49	44	45	46	54	54	45	52

* Those victims whose sex was not stated have not been included

Victims of Crime

By Age and Sex* - 2003/2004

Offence	20 - 24		25 - 29		30 - 39		40 - 49		50 & over		Not Stated	
	Male	Female	Male	Female	Male	Female	Male	Female	Male	Female	Male	Female
Far Northern Region												
Homicide (Murder)	1	0	0	0	3	1	3	1	1	0	0	0
Other Homicide	2	0	0	0	4	1	1	1	0	0	0	0
Attempted Murder	2	0	0	0	3	1	1	0	0	0	0	0
Conspiracy to Murder	0	0	0	0	0	0	0	0	0	0	0	0
Manslaughter (excl. by Driving)	0	0	0	0	0	0	0	0	0	0	0	0
Driving Causing Death	0	0	0	0	1	0	0	1	0	0	0	0
Assault	135	190	178	147	350	257	154	135	125	66	98	37
Grievous Assault	11	7	13	3	22	12	13	7	7	1	7	2
Serious Assault	57	96	68	74	128	141	69	69	65	35	11	11
Serious Assault (Other)	9	6	14	6	38	10	11	8	8	5	20	3
Other Assault	58	81	83	64	162	94	61	51	45	25	60	21
Sexual Offences	5	30	1	23	6	35	4	18	1	11	8	16
Rape & Attempted Rape	2	10	1	14	1	15	2	10	0	5	0	1
Other Sexual Offences	3	20	0	9	5	20	2	8	1	6	8	15
Robbery	14	6	7	5	5	5	2	3	10	6	0	1
Armed Robbery	6	1	1	0	0	2	0	2	6	0	0	0
Unarmed Robbery	8	5	6	5	5	3	2	1	4	6	0	1
Extortion	1	0	0	0	0	0	0	0	0	0	0	0
Kidnapping & Abduction	1	1	0	3	0	3	0	2	2	0	0	1
Other Offences Against the Person	6	15	9	11	25	30	11	18	17	13	63	61
Offences Against the Person	165	242	195	189	393	332	175	178	156	96	169	116
Northern Region												
Homicide (Murder)	0	0	0	1	0	0	0	2	0	0	0	0
Other Homicide	2	0	2	1	3	2	3	0	1	0	0	0
Attempted Murder	2	0	2	1	3	0	2	0	1	0	0	0
Conspiracy to Murder	0	0	0	0	0	0	0	0	0	0	0	0
Manslaughter (excl. by Driving)	0	0	0	0	0	1	0	0	0	0	0	0
Driving Causing Death	0	0	0	0	0	1	1	0	0	0	0	0
Assault	141	164	176	142	273	220	160	104	85	59	51	22
Grievous Assault	13	5	13	10	29	18	15	6	4	0	3	1
Serious Assault	88	83	52	63	106	108	75	56	45	24	5	6
Serious Assault (Other)	7	10	32	8	34	11	13	3	4	3	8	2
Other Assault	33	66	79	61	104	83	57	39	32	32	35	13
Sexual Offences	1	27	4	32	7	24	2	13	1	2	6	22
Rape & Attempted Rape	1	14	0	17	1	6	0	4	0	0	0	0
Other Sexual Offences	0	13	4	15	6	18	2	9	1	2	6	22
Robbery	6	2	7	2	7	5	6	5	9	6	5	0
Armed Robbery	2	2	2	1	4	2	2	3	4	1	3	0
Unarmed Robbery	4	0	5	1	3	3	4	2	5	5	2	0
Extortion	0	0	0	0	0	0	3	0	0	0	0	0
Kidnapping & Abduction	1	7	1	2	2	3	1	3	2	0	0	0
Other Offences Against the Person	11	12	20	11	27	22	16	20	7	9	77	65
Offences Against the Person	162	212	210	191	319	276	191	147	105	76	139	109
Central Region												
Homicide (Murder)	0	0	1	0	0	0	0	0	0	0	1	0
Other Homicide	0	1	0	1	2	1	2	1	0	2	0	0
Attempted Murder	0	1	0	1	2	1	1	1	0	1	0	0
Conspiracy to Murder	0	0	0	0	0	0	0	0	0	0	0	0
Manslaughter (excl. by Driving)	0	0	0	0	0	0	0	0	0	0	0	0
Driving Causing Death	0	0	0	0	0	0	1	0	0	1	0	0
Assault	116	97	180	104	242	120	134	63	82	29	54	26
Grievous Assault	7	3	12	1	17	5	9	1	2	0	0	1
Serious Assault	73	46	67	42	88	61	50	41	36	10	7	5
Serious Assault (Other)	3	6	24	13	23	8	14	1	7	4	9	2
Other Assault	33	42	77	48	114	46	61	20	37	15	38	18
Sexual Offences	0	43	7	28	1	29	3	19	9	11	4	11
Rape & Attempted Rape	0	14	1	13	0	8	1	10	1	1	0	0
Other Sexual Offences	0	29	6	15	1	21	2	9	8	10	4	11
Robbery	3	0	2	2	2	5	3	4	5	3	0	0
Armed Robbery	2	0	1	0	1	0	1	1	2	1	0	0
Unarmed Robbery	1	0	1	2	1	5	2	3	3	2	0	0
Extortion	0	0	0	0	0	0	0	0	0	0	0	0
Kidnapping & Abduction	2	4	1	5	2	2	0	0	0	0	0	1
Other Offences Against the Person	11	22	13	15	35	34	27	29	20	8	16	9
Offences Against the Person	132	167	204	155	284	191	169	116	116	53	75	47

* Those victims whose sex was not stated have not been included

Victims of Crime

By Age and Sex* - 2003/2004

Offence	0 - 14		15 years		16 years		17 years		18 years		19 years	
	Male	Female	Male	Female	Male	Female	Male	Female	Male	Female	Male	Female
North Coast Region												
Homicide (Murder)	0	1	0	0	0	0	0	0	0	0	0	1
Other Homicide	0	0	1	0	0	0	1	1	0	0	1	0
Attempted Murder	0	0	0	0	0	0	0	1	0	0	0	0
Conspiracy to Murder	0	0	0	0	0	0	0	0	0	0	0	0
Manslaughter (excl. by Driving)	0	0	0	0	0	0	0	0	0	0	0	0
Driving Causing Death	0	0	1	0	0	0	1	0	0	0	1	0
Assault	294	200	69	32	56	41	70	41	61	32	56	35
Grievous Assault	3	2	0	0	2	1	5	0	5	0	2	1
Serious Assault	148	98	38	12	37	21	40	23	40	19	40	20
Serious Assault (Other)	10	8	4	0	1	0	1	0	2	1	0	2
Other Assault	133	92	27	20	16	19	24	18	14	12	14	12
Sexual Offences	118	343	15	84	6	38	0	47	5	43	3	18
Rape & Attempted Rape	7	54	0	15	0	9	0	16	0	14	0	7
Other Sexual Offences	111	289	15	69	6	29	0	31	5	29	3	11
Robbery	10	4	7	3	11	4	7	2	15	0	5	1
Armed Robbery	2	1	1	0	1	1	0	1	5	0	2	0
Unarmed Robbery	8	3	6	3	10	3	7	1	10	0	3	1
Extortion	0	0	0	0	0	0	0	0	0	0	0	0
Kidnapping & Abduction	6	5	0	3	0	5	0	2	1	1	1	0
Other Offences Against the Person	178	172	9	16	6	8	7	8	5	10	9	11
Offences Against the Person	606	725	101	138	79	96	85	101	87	86	75	66
Southern Region												
Homicide (Murder)	1	0	0	0	0	0	0	0	0	0	0	0
Other Homicide	0	0	1	0	0	2	0	1	2	1	0	0
Attempted Murder	0	0	1	0	0	2	0	1	1	0	0	0
Conspiracy to Murder	0	0	0	0	0	0	0	0	0	0	0	0
Manslaughter (excl. by Driving)	0	0	0	0	0	0	0	0	0	0	0	0
Driving Causing Death	0	0	0	0	0	0	0	0	1	1	0	0
Assault	179	123	32	31	41	34	54	28	60	50	50	33
Grievous Assault	5	3	2	0	0	0	4	1	3	2	3	0
Serious Assault	86	66	16	17	26	24	32	16	43	31	28	17
Serious Assault (Other)	7	1	0	1	0	0	1	0	3	0	5	1
Other Assault	81	53	14	13	15	10	17	11	11	17	14	15
Sexual Offences	70	200	14	67	2	35	7	23	1	16	1	11
Rape & Attempted Rape	6	38	0	10	1	9	1	12	0	5	0	2
Other Sexual Offences	64	162	14	57	1	26	6	11	1	11	1	9
Robbery	10	0	3	1	8	3	6	1	5	1	5	3
Armed Robbery	3	0	0	0	1	2	1	0	2	0	1	1
Unarmed Robbery	7	0	3	1	7	1	5	1	3	1	4	2
Extortion	0	0	0	0	0	0	0	0	0	0	0	0
Kidnapping & Abduction	9	12	1	1	2	3	0	2	1	3	0	0
Other Offences Against the Person	154	160	4	5	4	14	2	14	2	11	4	4
Offences Against the Person	423	495	55	105	57	91	69	69	71	82	60	51
South Eastern Region												
Homicide (Murder)	1	2	0	0	0	0	0	0	0	0	0	0
Other Homicide	2	2	0	0	0	0	0	0	0	1	2	0
Attempted Murder	2	2	0	0	0	0	0	0	0	0	2	0
Conspiracy to Murder	0	0	0	0	0	0	0	0	0	0	0	0
Manslaughter (excl. by Driving)	0	0	0	0	0	0	0	0	0	0	0	0
Driving Causing Death	0	0	0	0	0	0	0	0	0	1	0	0
Assault	205	114	46	31	44	37	49	17	63	40	30	34
Grievous Assault	3	1	2	0	5	0	7	0	8	1	1	1
Serious Assault	105	52	34	16	28	13	22	12	32	23	19	20
Serious Assault (Other)	9	4	1	3	3	4	2	0	4	2	2	1
Other Assault	88	57	9	12	8	20	18	5	19	14	8	12
Sexual Offences	70	316	3	78	19	38	5	21	22	19	5	13
Rape & Attempted Rape	8	57	1	13	0	17	1	10	0	11	0	5
Other Sexual Offences	62	259	2	65	19	21	4	11	22	8	5	8
Robbery	26	2	19	3	20	6	19	2	14	4	20	2
Armed Robbery	7	0	7	1	7	1	6	0	3	2	7	0
Unarmed Robbery	19	2	12	2	13	5	13	2	11	2	13	2
Extortion	0	0	0	0	0	0	0	0	0	0	0	0
Kidnapping & Abduction	21	14	3	1	2	3	0	0	2	0	3	0
Other Offences Against the Person	70	77	3	7	2	5	9	6	2	4	7	5
Offences Against the Person	395	527	74	120	87	89	82	46	101	70	64	57

* Those victims whose sex was not stated have not been included.

Victims of Crime

By Age and Sex* - 2003/2004

Offence	20 - 24		25 - 29		30 - 39		40 - 49		50 & over		Not Stated	
	Male	Female	Male	Female	Male	Female	Male	Female	Male	Female	Male	Female
North Coast Region												
Homicide (Murder)	1	0	0	0	2	1	5	0	4	0	1	0
Other Homicide	2	0	2	1	6	3	2	5	2	0	1	0
Attempted Murder	0	0	1	1	5	1	2	4	0	0	0	0
Conspiracy to Murder	0	0	1	0	0	1	0	1	0	0	0	0
Manslaughter (excl. by Driving)	1	0	0	0	0	0	0	0	0	0	0	0
Driving Causing Death	1	0	0	0	1	1	0	0	2	0	1	0
Assault	209	123	217	143	365	241	267	151	193	99	94	36
Grievous Assault	13	3	13	5	23	4	21	5	10	3	1	0
Serious Assault	124	68	83	70	125	124	109	78	88	47	17	6
Serious Assault (Other)	4	9	29	7	33	9	27	5	12	8	27	7
Other Assault	68	43	92	61	184	104	110	63	83	41	49	23
Sexual Offences	10	58	7	33	9	60	3	34	1	19	16	29
Rape & Attempted Rape	1	16	1	8	1	22	2	12	0	4	0	1
Other Sexual Offences	9	42	6	25	8	38	1	22	1	15	16	28
Robbery	24	7	7	9	11	9	5	8	10	14	2	1
Armed Robbery	12	4	2	1	5	2	2	1	2	2	2	1
Unarmed Robbery	12	3	5	8	6	7	3	7	8	12	0	0
Extortion	1	0	1	0	2	0	1	0	2	0	1	0
Kidnapping & Abduction	1	4	4	3	1	6	2	1	2	3	1	0
Other Offences Against the Person	23	24	25	17	48	67	48	49	53	37	47	41
Offences Against the Person	271	216	263	206	444	387	333	248	267	172	163	107
Southern Region												
Homicide (Murder)	0	0	0	0	1	0	1	0	0	0	0	0
Other Homicide	1	1	1	2	4	0	0	1	3	0	2	0
Attempted Murder	1	1	1	1	3	0	0	1	1	0	1	0
Conspiracy to Murder	0	0	0	0	0	0	0	0	0	0	0	0
Manslaughter (excl. by Driving)	0	0	0	0	0	0	0	0	0	0	0	0
Driving Causing Death	0	0	0	1	1	0	0	0	2	0	1	0
Assault	169	150	178	97	276	155	140	94	94	40	42	21
Grievous Assault	11	1	12	3	16	5	7	1	4	0	1	0
Serious Assault	98	83	65	41	105	78	60	52	51	20	6	6
Serious Assault (Other)	15	3	30	5	42	13	10	6	12	7	8	3
Other Assault	45	63	71	48	113	59	63	35	27	13	27	12
Sexual Offences	0	31	4	35	4	27	3	22	4	6	5	5
Rape & Attempted Rape	0	13	3	14	1	13	0	11	3	2	0	0
Other Sexual Offences	0	18	1	21	3	14	3	11	1	4	5	5
Robbery	11	2	5	4	11	5	2	3	7	4	0	0
Armed Robbery	4	0	4	0	5	2	0	1	2	2	0	0
Unarmed Robbery	7	2	1	4	6	3	2	2	5	2	0	0
Extortion	0	0	0	0	0	0	1	0	0	0	0	0
Kidnapping & Abduction	2	3	0	1	3	4	2	3	1	2	0	0
Other Offences Against the Person	15	21	13	21	44	48	30	19	28	26	39	27
Offences Against the Person	198	208	201	160	343	239	179	142	137	78	88	53
South Eastern Region												
Homicide (Murder)	1	0	0	0	1	0	0	1	1	0	0	0
Other Homicide	1	0	2	3	5	0	1	1	0	1	1	0
Attempted Murder	1	0	1	3	2	0	1	1	0	0	1	0
Conspiracy to Murder	0	0	0	0	2	0	0	0	0	0	0	0
Manslaughter (excl. by Driving)	0	0	0	0	0	0	0	0	0	0	0	0
Driving Causing Death	0	0	1	0	1	0	0	0	0	1	0	0
Assault	257	159	234	126	445	227	282	140	191	83	80	28
Grievous Assault	22	0	16	1	25	7	17	1	16	2	4	0
Serious Assault	158	84	105	44	181	130	127	54	93	42	14	5
Serious Assault (Other)	21	9	29	13	76	23	27	6	19	4	19	8
Other Assault	56	66	84	68	163	67	111	79	63	35	43	15
Sexual Offences	8	52	2	20	2	45	4	19	0	19	2	11
Rape & Attempted Rape	1	27	0	7	1	22	1	7	0	9	0	4
Other Sexual Offences	7	25	2	13	1	23	3	12	0	10	2	7
Robbery	32	7	12	5	23	13	15	13	27	11	2	0
Armed Robbery	11	5	4	4	9	5	4	3	11	1	1	0
Unarmed Robbery	21	2	8	1	14	8	11	10	16	10	1	0
Extortion	0	0	2	0	2	0	6	0	5	0	0	2
Kidnapping & Abduction	2	8	3	5	1	4	4	3	4	2	0	4
Other Offences Against the Person	23	35	29	33	65	58	41	48	46	30	42	25
Offences Against the Person	324	261	284	192	544	347	353	225	274	146	127	70

* Those victims whose sex was not stated have not been included.

Victims of Crime

By Age and Sex* - 2003/2004

Offence	0 - 14		15 years		16 years		17 years		18 years		19 years	
	Male	Female	Male	Female	Male	Female	Male	Female	Male	Female	Male	Female
Metropolitan North Region												
Homicide (Murder)	1	1	0	0	0	0	0	0	0	0	0	0
Other Homicide	0	1	0	0	1	0	1	0	0	0	0	1
Attempted Murder	0	1	0	0	1	0	0	0	0	0	0	0
Conspiracy to Murder	0	0	0	0	0	0	0	0	0	0	0	0
Manslaughter (excl. by Driving)	0	0	0	0	0	0	0	0	0	0	0	0
Driving Causing Death	0	0	0	0	0	0	1	0	0	0	0	1
Assault	118	62	23	23	25	23	29	13	39	21	63	19
Grievous Assault	2	2	1	0	1	0	4	0	3	0	6	0
Serious Assault	57	32	12	9	12	11	15	6	29	9	35	10
Serious Assault (Other)	6	1	1	1	1	1	0	0	2	0	1	0
Other Assault	53	27	9	13	11	11	10	7	5	12	21	9
Sexual Offences	40	167	6	27	2	25	4	11	1	24	6	20
Rape & Attempted Rape	2	30	2	4	1	7	1	2	0	13	3	3
Other Sexual Offences	38	137	4	23	1	18	3	9	1	11	3	17
Robbery	5	3	15	2	16	1	11	4	21	9	17	4
Armed Robbery	1	1	7	0	4	1	6	3	7	3	9	0
Unarmed Robbery	4	2	8	2	12	0	5	1	14	6	8	4
Extortion	0	0	0	0	0	0	0	0	1	0	0	0
Kidnapping & Abduction	3	5	1	1	0	1	0	0	1	3	3	0
Other Offences Against the Person	52	40	6	8	2	4	3	7	3	6	11	10
Offences Against the Person	219	279	51	61	46	54	48	35	66	63	100	54
Metropolitan South Region												
Homicide (Murder)	1	0	0	0	0	1	0	1	0	0	0	0
Other Homicide	0	1	0	0	0	0	0	1	0	0	1	0
Attempted Murder	0	0	0	0	0	0	0	0	0	0	1	0
Conspiracy to Murder	0	0	0	0	0	0	0	0	0	0	0	0
Manslaughter (excl. by Driving)	0	0	0	0	0	0	0	0	0	0	0	0
Driving Causing Death	0	1	0	0	0	0	0	1	0	0	0	0
Assault	128	104	36	27	48	16	47	30	33	16	45	24
Grievous Assault	3	3	1	1	3	0	3	0	4	0	5	0
Serious Assault	66	52	18	15	30	5	23	14	25	4	20	11
Serious Assault (Other)	3	3	1	0	2	1	3	3	2	1	4	1
Other Assault	56	46	16	11	13	10	18	13	2	11	16	12
Sexual Offences	82	245	4	36	5	18	2	15	0	14	7	13
Rape & Attempted Rape	5	63	1	12	0	5	0	6	0	6	0	3
Other Sexual Offences	77	182	3	24	5	13	2	9	0	8	7	10
Robbery	39	6	28	4	35	3	16	0	27	5	8	4
Armed Robbery	17	3	11	0	12	2	5	0	16	1	5	1
Unarmed Robbery	22	3	17	4	23	1	11	0	11	4	3	3
Extortion	0	0	0	0	0	0	0	0	0	0	0	0
Kidnapping & Abduction	11	6	1	2	0	3	1	2	0	2	0	0
Other Offences Against the Person	62	47	3	9	3	8	2	5	6	4	6	8
Offences Against the Person	323	409	72	78	91	49	68	54	66	41	67	49
Queensland												
Homicide (Murder)	4	4	0	0	0	2	0	1	0	0	0	1
Other Homicide	3	4	2	0	1	2	4	3	4	3	4	1
Attempted Murder	3	3	1	0	1	2	0	2	2	1	3	0
Conspiracy to Murder	0	0	0	0	0	0	0	0	0	0	0	0
Manslaughter (excl. by Driving)	0	0	0	0	0	0	0	0	1	0	0	0
Driving Causing Death	0	1	1	0	0	0	4	1	1	2	1	1
Assault	1232	918	272	232	307	260	328	220	360	281	330	248
Grievous Assault	24	17	9	4	15	4	26	4	35	8	20	5
Serious Assault	610	443	144	100	183	134	184	119	227	155	203	128
Serious Assault (Other)	41	27	8	6	9	8	8	7	14	6	15	10
Other Assault	557	431	111	122	100	114	110	90	84	112	92	105
Sexual Offences	527	1780	58	374	50	205	28	154	31	153	24	113
Rape & Attempted Rape	48	334	6	70	2	67	4	57	2	68	3	34
Other Sexual Offences	479	1446	52	304	48	138	24	97	29	85	21	79
Robbery	101	17	78	17	97	17	62	11	88	19	61	19
Armed Robbery	34	5	28	2	27	7	19	4	33	6	25	2
Unarmed Robbery	67	12	50	15	70	10	43	7	55	13	36	17
Extortion	0	0	0	0	0	0	0	0	1	0	2	0
Kidnapping & Abduction	59	58	6	9	4	16	2	8	3	12	4	9
Other Offences Against the Person	979	987	36	83	26	57	38	56	29	50	51	55
Offences Against the Person	2905	3768	452	715	485	559	462	453	516	518	476	446

* Those victims whose sex was not stated have not been included.

Victims of Crime

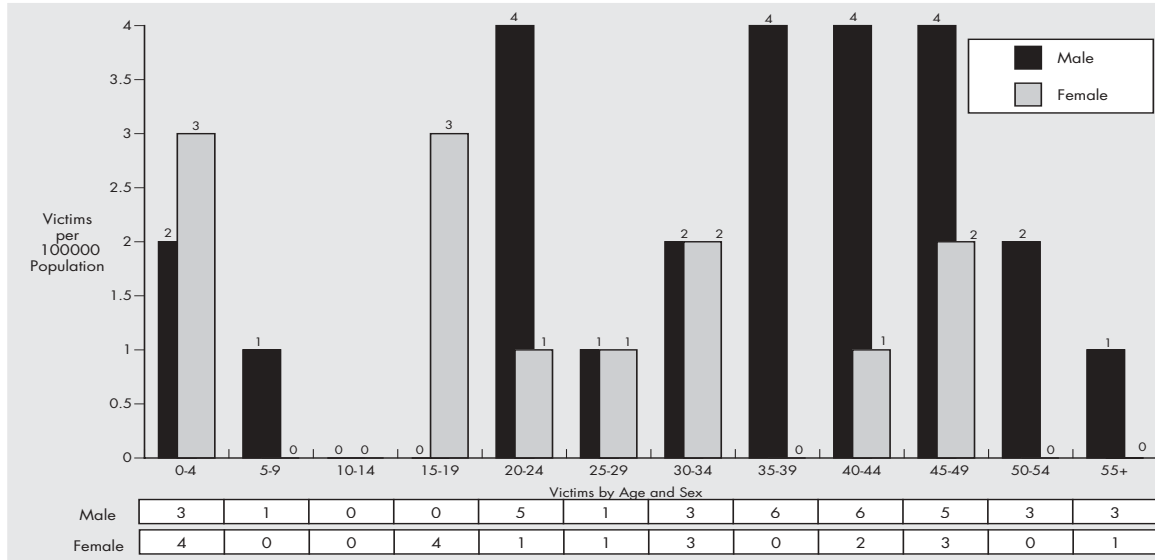
By Age and Sex* - 2003/2004

Offence	20 - 24		25 - 29		30 - 39		40 - 49		50 & over		Not Stated	
	Male	Female	Male	Female	Male	Female	Male	Female	Male	Female	Male	Female
Metropolitan North Region												
Homicide (Murder)	1	0	0	0	1	0	1	0	0	1	0	0
Other Homicide	2	0	1	0	5	2	1	0	0	1	0	0
Attempted Murder	2	0	1	0	5	2	1	0	0	1	0	0
Conspiracy to Murder	0	0	0	0	0	0	0	0	0	0	0	0
Manslaughter (excl. by Driving)	0	0	0	0	0	0	0	0	0	0	0	0
Driving Causing Death	0	0	0	0	0	0	0	0	0	0	0	0
Assault	278	107	286	102	444	161	176	52	142	45	118	31
Grievous Assault	18	1	13	1	18	3	8	1	4	0	3	0
Serious Assault	160	39	101	41	140	67	68	9	60	16	16	7
Serious Assault (Other)	16	7	38	10	57	12	17	4	20	4	22	6
Other Assault	84	60	134	50	229	79	83	38	58	25	77	18
Sexual Offences	5	69	6	31	6	56	11	19	5	10	6	17
Rape & Attempted Rape	2	26	1	11	1	31	2	9	0	1	0	2
Other Sexual Offences	3	43	5	20	5	25	9	10	5	9	6	15
Robbery	53	26	26	18	28	15	19	6	23	18	10	3
Armed Robbery	27	9	11	3	16	2	5	1	8	4	4	2
Unarmed Robbery	26	17	15	15	12	13	14	5	15	14	6	1
Extortion	2	0	0	0	3	2	2	0	0	1	2	0
Kidnapping & Abduction	3	4	0	2	1	5	0	1	0	5	3	2
Other Offences Against the Person	16	31	19	29	47	48	50	32	40	23	24	19
Offences Against the Person	360	237	338	182	535	289	260	110	210	104	163	72
Metropolitan South Region												
Homicide (Murder)	1	1	0	0	1	1	1	1	0	0	1	2
Other Homicide	3	1	3	0	6	3	0	0	1	0	7	4
Attempted Murder	3	1	3	0	4	3	0	0	1	0	7	4
Conspiracy to Murder	0	0	0	0	1	0	0	0	0	0	0	0
Manslaughter (excl. by Driving)	0	0	0	0	1	0	0	0	0	0	0	0
Driving Causing Death	0	0	0	0	0	0	0	0	0	0	0	0
Assault	145	93	165	94	303	154	170	75	132	71	83	25
Grievous Assault	11	0	13	1	12	3	7	0	2	2	3	0
Serious Assault	77	47	48	35	112	80	77	25	67	37	21	7
Serious Assault (Other)	13	9	21	8	49	7	19	6	11	8	16	2
Other Assault	44	37	83	50	130	64	67	44	52	24	43	16
Sexual Offences	3	35	5	37	14	28	2	16	5	13	8	10
Rape & Attempted Rape	0	16	1	8	0	9	0	6	0	2	0	0
Other Sexual Offences	3	19	4	29	14	19	2	10	5	11	8	10
Robbery	41	20	18	9	16	14	13	17	18	18	12	1
Armed Robbery	21	8	9	2	8	3	5	6	7	3	7	0
Unarmed Robbery	20	12	9	7	8	11	8	11	11	15	5	1
Extortion	2	1	0	0	1	4	1	3	1	0	0	0
Kidnapping & Abduction	3	4	1	0	4	8	1	3	2	6	1	2
Other Offences Against the Person	25	25	23	31	46	46	48	37	52	36	21	14
Offences Against the Person	223	180	215	171	391	258	236	152	211	144	133	58
Queensland												
Homicide (Murder)	5	1	1	1	9	3	11	5	6	1	3	2
Other Homicide	13	3	11	8	35	12	10	9	7	4	11	4
Attempted Murder	11	3	9	7	27	8	8	7	3	2	9	4
Conspiracy to Murder	0	0	1	0	3	1	0	1	0	0	0	0
Manslaughter (excl. by Driving)	1	0	0	0	1	1	0	0	0	0	0	0
Driving Causing Death	1	0	1	1	4	2	2	1	4	2	2	0
Assault	1450	1083	1614	955	2698	1535	1483	814	1044	492	620	226
Grievous Assault	106	20	105	25	162	57	97	22	49	8	22	4
Serious Assault	835	546	589	410	985	789	635	384	505	231	97	53
Serious Assault (Other)	88	59	217	70	352	93	138	39	93	43	129	33
Other Assault	421	458	703	450	1199	596	613	369	397	210	372	136
Sexual Offences	32	345	36	239	49	304	32	160	26	91	55	121
Rape & Attempted Rape	7	136	8	92	6	126	8	69	4	24	0	8
Other Sexual Offences	25	209	28	147	43	178	24	91	22	67	55	113
Robbery	184	70	84	54	103	71	65	59	109	80	31	6
Armed Robbery	85	29	34	11	48	18	19	18	42	14	17	3
Unarmed Robbery	99	41	50	43	55	53	46	41	67	66	14	3
Extortion	6	1	3	0	8	6	14	3	8	1	3	2
Kidnapping & Abduction	15	35	10	21	14	35	10	16	13	18	5	10
Other Offences Against the Person	130	185	151	168	337	353	271	252	263	182	329	261
Offences Against the Person	1835	1723	1910	1446	3253	2319	1896	1318	1476	869	1057	632

* Those victims whose sex was not stated have not been included.

Victims of Crime

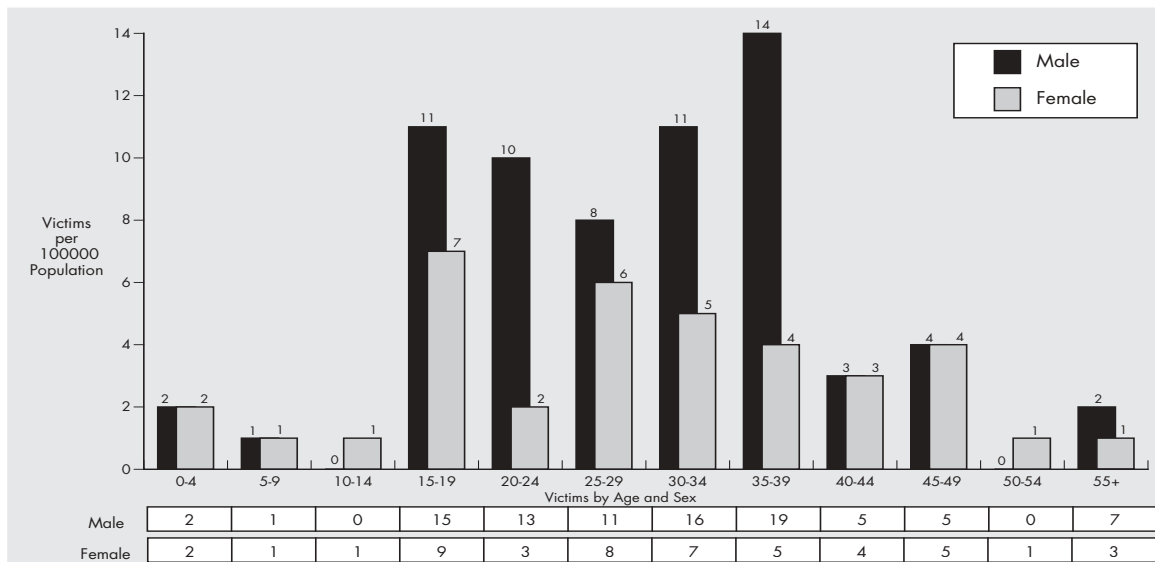
Homicide (Murder) - 2003/2004*



Low rates of victimisation for Homicide (Murder) offences mean that rates fluctuate across age groups and from year to year. In 2003/04, males were most

likely to be victims of Homicide. Overall, 65% of victims were male. There were no victims in the ten to fourteen year age group.

Other Homicide - 2003/2004*



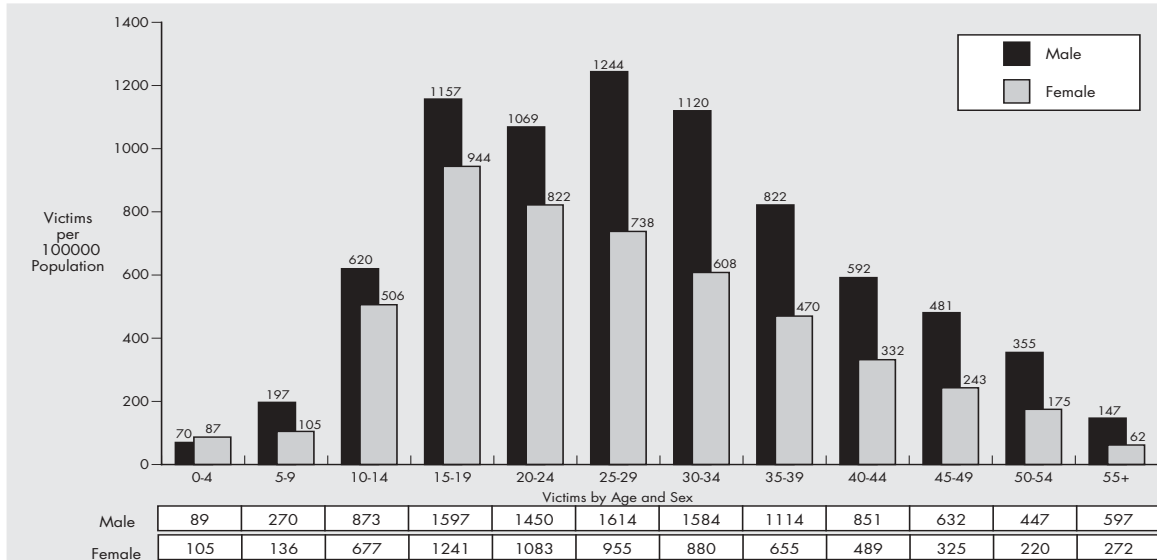
Other Homicide offences are also subject to fluctuations across age groups and from year to year as a result of low rates of victimisation. Males aged thirty-five to thirty-nine were most likely to be victims. Overall, 66%

of victims were male and the likelihood of being a victim decreased with increasing age. Of all female victims, those aged fifteen to nineteen were most likely to be victims of Other Homicide.

* Only those offences where the victim's age and sex were identified are included.

Victims of Crime

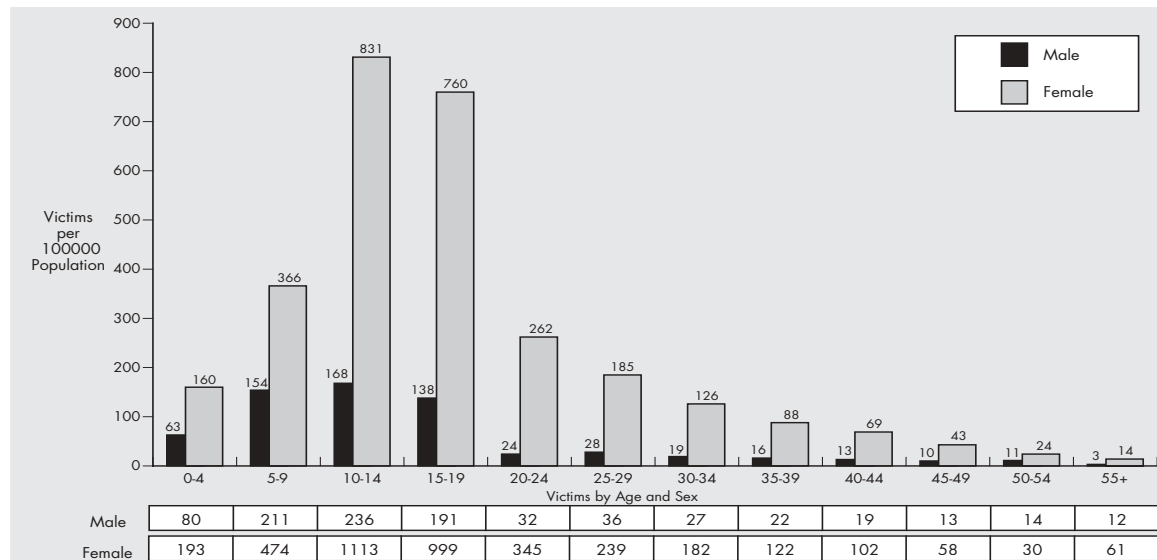
Assault - 2003/2004*



At every age (except 0-4 years), males were more likely to be victims of Assault than females (61% of victims were male). Males aged twenty-five to twenty-nine were most likely to be victims. More females aged fifteen to

nineteen years were victims compared with females in other age groups. The likelihood of being a victim of Assault decreased with increasing age as is evidenced in the graph above.

Sexual Offences - 2003/2004*



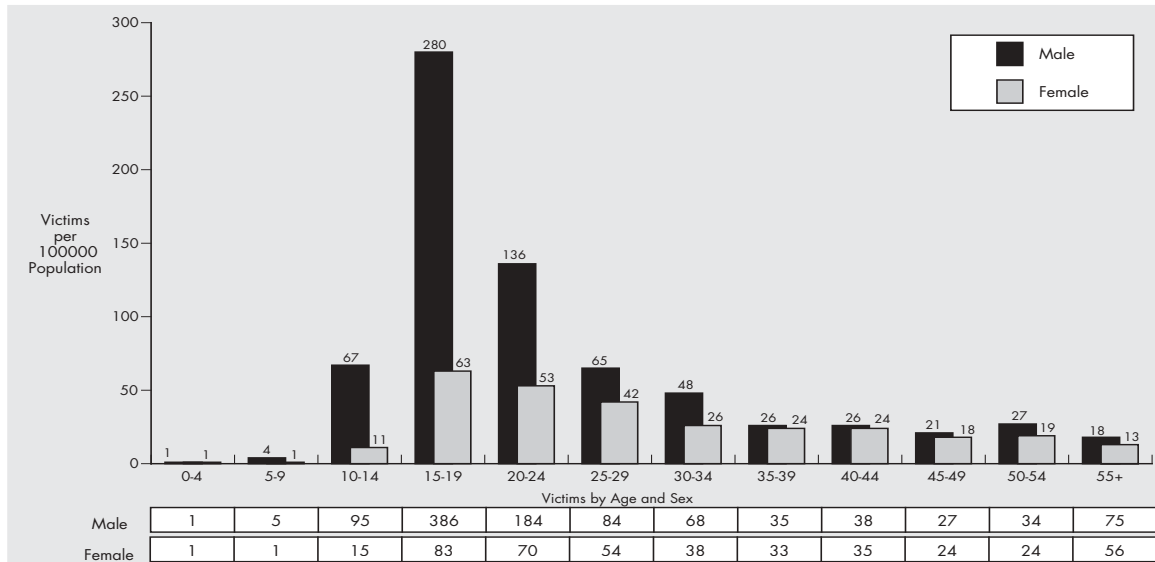
The offence category of Sexual Offences is unique in that the number of female victims far outweighs the number of male victims (81% of victims were female). At every age, females were significantly more likely to

be victims than males with females in the ten to fourteen age group the most likely. In fact, at this age females were five times more likely to be victims of Sexual Offences than males.

* Only those offences where the victim's age and sex were identified are included.

Victims of Crime

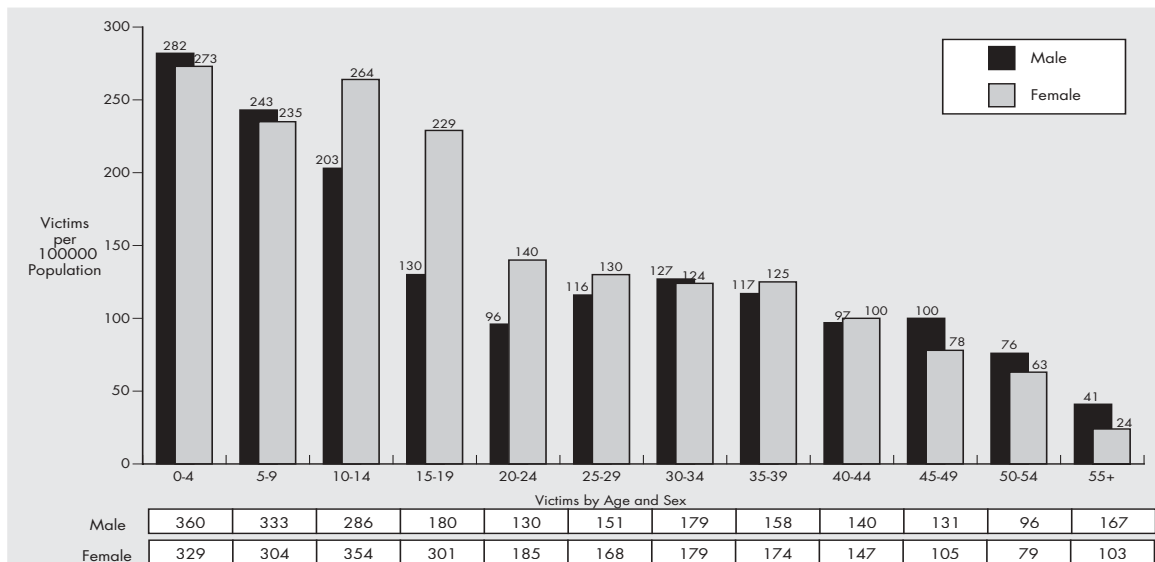
Robbery - 2003/2004*



As with most other person offence types, males were significantly more likely to be victims of Robbery than females (70% of victims were male). Males aged fifteen to nineteen were most likely to be victims. After the age

of nineteen, the likelihood of being a victim decreased significantly with increasing age. Note that Robbery is unique in that a large proportion of victims are companies not individuals.

Other Offences Against the Person - 2003/2004*



Other Offences Against the Person is an amalgam of a number of different offence types including Ill Treatment of Children, Stalking, Armed to Cause Fear, etc. This offence category, like Sexual Offences, is unique in that females are more likely to be victims than males. A

change in recording practises has seen males aged zero to four years being the most likely victims of this offence type. The likelihood of being a victim decreases after the age of thirty-nine, another reason why this offence category is unique.

* Only those offences where the victim's age and sex were identified are included.