

Offender/Victim Relationships

This section provides details of the types of relationships between offenders and victims for all Offences Against the Person where an offender has been proceeded against.

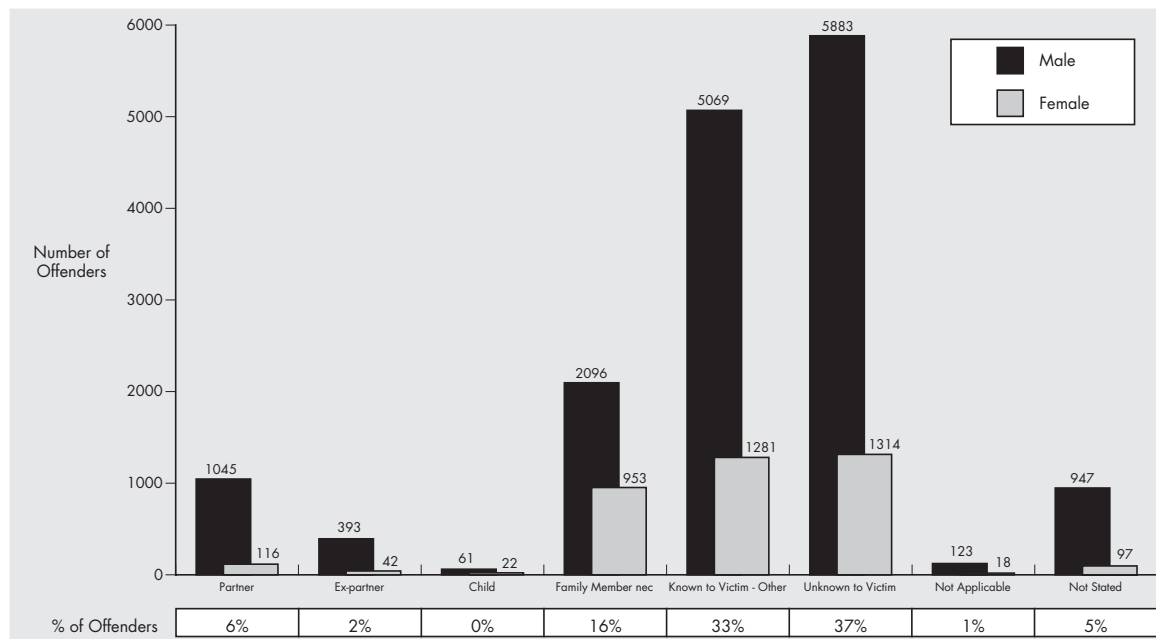
The statistics in this section are counts of offenders, rather than victims or relationships. Therefore, if an offender commits an offence against more than one victim in a single incident, only the offender's relationship with the primary victim is recorded.

The relationship classifications used are derived from those used by the Australian Bureau of Statistics in *Recorded Crime Australia* (Catalogue No. 4510.0).

As illustrated in the graph below, the offender was known to the victim in more than half of the cases where the relationship was identified, including twenty-four percent where the offender and victim were related. The remaining 'Known to Victim' classification includes friends, colleagues, and both professional and other acquaintances.

The 'Not Applicable' category includes those offences where the victim was an organisation or the offence was victimless (that is, the offence was a "Regina" offence).

Offences Against the Person* - 2004/2005



* Only those offenders whose age and sex were identified are included.

Offender/Victim Relationships

Offenders By Sex & Relationship to Victim* - 2004/2005

Offence	Partner		Ex-Partner		Child		Other Family Member <i>n.e.c.</i>	
	Male	Female	Male	Female	Male	Female	Male	Female
Far Northern Region								
Homicide (Murder)	0	0	0	0	0	0	1	0
Other Homicide	0	1	2	0	0	0	0	0
Attempted Murder	0	1	2	0	0	0	0	0
Conspiracy to Murder	0	0	0	0	0	0	0	0
Manslaughter (excl. by Driving)	0	0	0	0	0	0	0	0
Driving Causing Death	0	0	0	0	0	0	0	0
Assault	280	27	41	4	7	4	141	88
Grievous Assault	20	12	1	2	0	0	5	6
Serious Assault	196	12	28	1	3	2	69	44
Serious Assault (Other)	3	1	0	0	0	0	4	2
Common Assault	61	2	12	1	4	2	63	36
Sexual Offences	4	0	2	0	0	0	56	2
Rape & Attempted Rape	2	0	2	0	0	0	13	0
Other Sexual Offences	2	0	0	0	0	0	43	2
Robbery	0	0	0	0	0	0	0	0
Armed Robbery	0	0	0	0	0	0	0	0
Unarmed Robbery	0	0	0	0	0	0	0	0
Extortion	0	0	0	0	0	0	0	0
Kidnapping & Abduction	2	0	0	0	1	0	2	2
Other Offences Against the Person	7	0	2	0	1	0	73	148
Offences Against the Person	293	28	47	4	9	4	273	240
Northern Region								
Homicide (Murder)	1	2	0	0	0	0	0	1
Other Homicide	0	1	0	0	0	0	0	0
Attempted Murder	0	1	0	0	0	0	0	0
Conspiracy to Murder	0	0	0	0	0	0	0	0
Manslaughter (excl. by Driving)	0	0	0	0	0	0	0	0
Driving Causing Death	0	0	0	0	0	0	0	0
Assault	184	38	39	9	2	2	142	68
Grievous Assault	18	28	1	2	0	0	8	4
Serious Assault	123	8	25	4	1	2	79	24
Serious Assault (Other)	0	0	1	1	0	0	1	1
Common Assault	43	2	12	2	1	0	54	39
Sexual Offences	7	0	2	0	0	0	74	1
Rape & Attempted Rape	1	0	2	0	0	0	15	0
Other Sexual Offences	6	0	0	0	0	0	59	1
Robbery	0	0	0	0	0	0	0	1
Armed Robbery	0	0	0	0	0	0	0	1
Unarmed Robbery	0	0	0	0	0	0	0	0
Extortion	0	0	0	0	0	0	0	0
Kidnapping & Abduction	4	0	1	0	0	0	0	3
Other Offences Against the Person	4	1	3	0	0	0	50	76
Offences Against the Person	200	42	45	9	2	2	266	150
Central Region								
Homicide (Murder)	0	0	0	0	0	0	0	0
Other Homicide	0	0	0	0	0	0	0	2
Attempted Murder	0	0	0	0	0	0	0	2
Conspiracy to Murder	0	0	0	0	0	0	0	0
Manslaughter (excl. by Driving)	0	0	0	0	0	0	0	0
Driving Causing Death	0	0	0	0	0	0	0	0
Assault	63	9	37	4	7	1	77	36
Grievous Assault	1	5	1	1	0	0	5	4
Serious Assault	44	1	28	1	4	0	42	13
Serious Assault (Other)	1	0	0	1	0	0	1	2
Common Assault	17	3	8	1	3	1	29	17
Sexual Offences	8	2	0	0	0	0	106	6
Rape & Attempted Rape	4	0	0	0	0	0	29	0
Other Sexual Offences	4	2	0	0	0	0	77	6
Robbery	1	0	2	0	0	0	1	0
Armed Robbery	0	0	0	0	0	0	0	0
Unarmed Robbery	1	0	2	0	0	0	1	0
Extortion	0	0	0	0	0	0	0	0
Kidnapping & Abduction	2	0	2	0	0	0	0	0
Other Offences Against the Person	4	0	11	0	2	0	38	38
Offences Against the Person	78	11	52	4	9	1	222	82

* Only those offenders whose age and sex were identified are included.

Offender/Victim Relationships

Offenders By Sex & Relationship to Victim* - 2004/2005

Offence	Known to Victim - Other		Unknown to Victim		Not Applicable		Not Stated	
	Male	Female	Male	Female	Male	Female	Male	Female
Far Northern Region								
Homicide (Murder)	0	0	5	1	0	0	0	0
Other Homicide	1	3	4	0	0	0	0	0
Attempted Murder	0	2	3	0	0	0	0	0
Conspiracy to Murder	0	0	0	0	0	0	0	0
Manslaughter (excl. by Driving)	0	1	0	0	0	0	0	0
Driving Causing Death	1	0	1	0	0	0	0	0
Assault	437	173	464	116	0	0	7	4
Grievous Assault	27	5	15	0	0	0	0	0
Serious Assault	196	77	143	28	0	0	0	0
Serious Assault (Other)	24	10	75	25	0	0	1	1
Common Assault	190	81	231	63	0	0	6	3
Sexual Offences	153	3	27	0	1	0	15	0
Rape & Attempted Rape	25	0	3	0	0	0	0	0
Other Sexual Offences	128	3	24	0	1	0	15	0
Robbery	7	0	91	5	3	0	1	0
Armed Robbery	3	0	44	0	3	0	0	0
Unarmed Robbery	4	0	47	5	0	0	1	0
Extortion	0	0	0	0	0	0	0	0
Kidnapping & Abduction	5	0	5	0	0	0	0	0
Other Offences Against the Person	36	11	34	4	0	0	55	2
Offences Against the Person	639	190	630	126	4	0	78	6
Northern Region								
Homicide (Murder)	1	0	1	0	0	0	0	0
Other Homicide	5	1	4	0	0	0	0	0
Attempted Murder	5	1	1	0	0	0	0	0
Conspiracy to Murder	0	0	0	0	0	0	0	0
Manslaughter (excl. by Driving)	0	0	0	0	0	0	0	0
Driving Causing Death	0	0	3	0	0	0	0	0
Assault	360	169	438	103	2	1	3	2
Grievous Assault	31	12	22	3	1	0	0	0
Serious Assault	161	83	120	18	1	0	1	0
Serious Assault (Other)	38	4	66	15	0	1	0	1
Common Assault	130	70	230	67	0	0	2	1
Sexual Offences	132	2	20	0	0	0	23	0
Rape & Attempted Rape	49	1	4	0	0	0	0	0
Other Sexual Offences	83	1	16	0	0	0	23	0
Robbery	7	0	34	4	9	3	0	0
Armed Robbery	2	0	20	1	7	3	0	0
Unarmed Robbery	5	0	14	3	2	0	0	0
Extortion	0	0	1	0	0	0	0	0
Kidnapping & Abduction	10	2	4	0	0	0	0	0
Other Offences Against the Person	32	7	17	1	0	0	57	9
Offences Against the Person	547	181	519	108	11	4	83	11
Central Region								
Homicide (Murder)	6	0	0	0	0	0	0	0
Other Homicide	7	1	5	1	0	0	0	0
Attempted Murder	3	1	2	1	0	0	0	0
Conspiracy to Murder	0	0	0	0	0	0	0	0
Manslaughter (excl. by Driving)	0	0	2	0	0	0	0	0
Driving Causing Death	4	0	1	0	0	0	0	0
Assault	384	134	405	141	0	0	7	1
Grievous Assault	23	7	25	2	0	0	1	0
Serious Assault	195	71	128	32	0	0	1	0
Serious Assault (Other)	20	4	62	28	0	0	2	0
Common Assault	146	52	190	79	0	0	3	1
Sexual Offences	158	7	20	1	0	0	23	0
Rape & Attempted Rape	34	0	9	0	0	0	0	0
Other Sexual Offences	124	7	11	1	0	0	23	0
Robbery	9	5	35	5	1	0	1	0
Armed Robbery	2	0	14	4	1	0	1	0
Unarmed Robbery	7	5	21	1	0	0	0	0
Extortion	0	0	0	0	0	0	0	0
Kidnapping & Abduction	8	5	5	0	0	0	0	0
Other Offences Against the Person	41	16	24	5	0	0	63	3
Offences Against the Person	613	168	494	153	1	0	94	4

* Only those offenders whose age and sex were identified are included.

Offender/Victim Relationships

Offenders By Sex & Relationship to Victim* - 2004/2005

Offence	Partner		Ex-Partner		Child		Other Family Member <i>n.e.c.</i>	
	Male	Female	Male	Female	Male	Female	Male	Female
North Coast Region								
Homicide (Murder)	1	0	0	0	0	0	2	1
Other Homicide	1	3	0	0	0	0	1	1
Attempted Murder	1	2	0	0	0	0	1	0
Conspiracy to Murder	0	0	0	0	0	0	0	0
Manslaughter (excl. by Driving)	0	1	0	0	0	0	0	1
Driving Causing Death	0	0	0	0	0	0	0	0
Assault	118	10	47	6	11	3	159	59
Grievous Assault	6	5	1	0	1	0	10	2
Serious Assault	73	4	27	2	6	1	94	35
Serious Assault (Other)	1	0	3	1	0	1	3	0
Common Assault	38	1	16	3	4	1	52	22
Sexual Offences	7	0	4	0	0	0	168	5
Rape & Attempted Rape	4	0	2	0	0	0	43	1
Other Sexual Offences	3	0	2	0	0	0	125	4
Robbery	0	0	1	0	0	0	0	0
Armed Robbery	0	0	0	0	0	0	0	0
Unarmed Robbery	0	0	1	0	0	0	0	0
Extortion	0	0	0	0	0	0	0	0
Kidnapping & Abduction	3	0	1	0	0	0	0	0
Other Offences Against the Person	9	2	16	1	0	0	104	98
Offences Against the Person	139	15	69	7	11	3	434	164
Southern Region								
Homicide (Murder)	2	0	0	0	0	0	0	0
Other Homicide	2	0	0	0	0	0	3	3
Attempted Murder	1	0	0	0	0	0	1	1
Conspiracy to Murder	0	0	0	0	0	0	0	0
Manslaughter (excl. by Driving)	0	0	0	0	0	0	1	0
Driving Causing Death	1	0	0	0	0	0	1	2
Assault	85	3	39	7	5	1	125	51
Grievous Assault	5	1	0	0	1	0	11	0
Serious Assault	64	1	19	5	1	1	72	39
Serious Assault (Other)	2	0	3	1	0	0	6	0
Common Assault	14	1	17	1	3	0	36	12
Sexual Offences	7	0	2	0	0	1	154	6
Rape & Attempted Rape	3	0	1	0	0	0	45	1
Other Sexual Offences	4	0	1	0	0	1	109	5
Robbery	1	0	0	0	0	0	2	0
Armed Robbery	0	0	0	0	0	0	0	0
Unarmed Robbery	1	0	0	0	0	0	2	0
Extortion	0	0	0	0	0	0	0	0
Kidnapping & Abduction	6	0	3	0	0	0	2	1
Other Offences Against the Person	7	0	7	0	0	1	62	80
Offences Against the Person	110	3	51	7	5	3	348	141
South Eastern Region								
Homicide (Murder)	2	0	0	0	0	0	1	0
Other Homicide	0	1	0	0	0	0	1	1
Attempted Murder	0	1	0	0	0	0	1	1
Conspiracy to Murder	0	0	0	0	0	0	0	0
Manslaughter (excl. by Driving)	0	0	0	0	0	0	0	0
Driving Causing Death	0	0	0	0	0	0	0	0
Assault	91	7	43	4	7	6	82	25
Grievous Assault	5	3	1	0	1	1	5	3
Serious Assault	59	2	27	1	1	3	37	11
Serious Assault (Other)	3	0	5	0	0	0	3	0
Common Assault	24	2	10	3	5	2	37	11
Sexual Offences	5	0	2	0	0	0	101	6
Rape & Attempted Rape	1	0	2	0	0	0	33	1
Other Sexual Offences	4	0	0	0	0	0	68	5
Robbery	1	0	1	0	0	0	1	0
Armed Robbery	0	0	0	0	0	0	1	0
Unarmed Robbery	1	0	1	0	0	0	0	0
Extortion	0	0	0	0	0	0	0	0
Kidnapping & Abduction	4	0	1	0	0	0	1	0
Other Offences Against the Person	4	0	6	2	1	1	32	32
Offences Against the Person	107	8	53	6	8	7	219	64

* Only those offenders whose age and sex were identified are included.

Offender/Victim Relationships

Offenders By Sex & Relationship to Victim* - 2004/2005

Offence	Known to Victim - Other		Unknown to Victim		Not Applicable		Not Stated	
	Male	Female	Male	Female	Male	Female	Male	Female
North Coast Region								
Homicide (Murder)	7	0	4	1	0	0	0	0
Other Homicide	8	2	8	0	0	0	0	0
Attempted Murder	5	2	4	0	0	0	0	0
Conspiracy to Murder	0	0	0	0	0	0	0	0
Manslaughter (excl. by Driving)	2	0	0	0	0	0	0	0
Driving Causing Death	1	0	4	0	0	0	0	0
Assault	600	177	713	172	2	0	4	1
Grievous Assault	31	4	40	2	0	0	0	0
Serious Assault	326	74	265	42	0	0	1	0
Serious Assault (Other)	35	13	115	28	1	0	0	0
Common Assault	208	86	293	100	1	0	3	1
Sexual Offences	214	4	54	2	0	0	43	0
Rape & Attempted Rape	52	0	9	0	0	0	1	0
Other Sexual Offences	162	4	45	2	0	0	42	0
Robbery	14	5	40	11	17	5	0	0
Armed Robbery	7	1	19	3	15	4	0	0
Unarmed Robbery	7	4	21	8	2	1	0	0
Extortion	0	1	0	0	0	0	0	0
Kidnapping & Abduction	13	2	17	0	0	0	0	0
Other Offences Against the Person	76	16	39	10	2	0	140	14
Offences Against the Person	932	207	875	196	21	5	187	15
Southern Region								
Homicide (Murder)	4	0	2	0	0	0	0	0
Other Homicide	3	2	10	1	0	0	1	0
Attempted Murder	2	2	8	0	0	0	1	0
Conspiracy to Murder	0	0	0	0	0	0	0	0
Manslaughter (excl. by Driving)	0	0	0	0	0	0	0	0
Driving Causing Death	1	0	2	1	0	0	0	0
Assault	476	171	501	143	4	1	12	6
Grievous Assault	43	11	17	1	0	0	0	0
Serious Assault	262	91	203	33	3	1	7	2
Serious Assault (Other)	40	7	77	30	1	0	0	1
Common Assault	131	62	204	79	0	0	5	3
Sexual Offences	167	5	32	0	1	0	16	0
Rape & Attempted Rape	38	0	11	0	0	0	0	0
Other Sexual Offences	129	5	21	0	1	0	16	0
Robbery	15	0	60	5	5	1	0	1
Armed Robbery	6	0	31	1	4	1	0	0
Unarmed Robbery	9	0	29	4	1	0	0	1
Extortion	0	1	1	0	0	0	0	0
Kidnapping & Abduction	11	0	10	0	0	0	0	0
Other Offences Against the Person	74	16	34	9	0	0	83	11
Offences Against the Person	750	195	650	158	10	2	112	18
South Eastern Region								
Homicide (Murder)	4	0	3	1	0	0	0	0
Other Homicide	9	2	5	1	0	0	0	0
Attempted Murder	7	1	4	1	0	0	0	0
Conspiracy to Murder	0	0	0	0	0	0	0	0
Manslaughter (excl. by Driving)	0	0	0	0	0	0	0	0
Driving Causing Death	2	1	1	0	0	0	0	0
Assault	376	109	723	174	3	1	9	2
Grievous Assault	34	4	48	2	0	0	0	0
Serious Assault	207	55	277	47	2	0	2	0
Serious Assault (Other)	23	7	86	28	0	0	1	0
Common Assault	112	43	312	97	1	1	6	2
Sexual Offences	129	3	25	0	0	0	35	0
Rape & Attempted Rape	31	0	6	0	0	0	0	0
Other Sexual Offences	98	3	19	0	0	0	35	0
Robbery	22	2	137	21	22	2	2	1
Armed Robbery	6	0	77	9	18	2	1	1
Unarmed Robbery	16	2	60	12	4	0	1	0
Extortion	5	0	11	1	0	0	0	0
Kidnapping & Abduction	7	1	14	0	0	0	0	0
Other Offences Against the Person	58	13	31	8	0	0	100	8
Offences Against the Person	610	130	949	206	25	3	146	11

* Only those offenders whose age and sex were identified are included.

Offender/Victim Relationships

Offenders By Sex & Relationship to Victim* - 2004/2005

Offence	Partner		Ex-Partner		Child		Other Family Member <i>n.e.c.</i>	
	Male	Female	Male	Female	Male	Female	Male	Female
Metropolitan North Region								
Homicide (Murder)	0	0	0	0	0	0	0	0
Other Homicide	1	0	0	0	1	0	0	1
Attempted Murder	1	0	0	0	1	0	0	1
Conspiracy to Murder	0	0	0	0	0	0	0	0
Manslaughter (excl. by Driving)	0	0	0	0	0	0	0	0
Driving Causing Death	0	0	0	0	0	0	0	0
Assault	46	2	26	0	8	0	57	19
Grievous Assault	5	0	1	0	1	0	2	1
Serious Assault	31	0	11	0	2	0	39	12
Serious Assault (Other)	1	0	2	0	1	0	1	2
Common Assault	9	2	12	0	4	0	15	4
Sexual Offences	3	0	4	0	0	0	51	3
Rape & Attempted Rape	2	0	4	0	0	0	10	0
Other Sexual Offences	1	0	0	0	0	0	41	3
Robbery	0	0	2	0	0	0	0	0
Armed Robbery	0	0	1	0	0	0	0	0
Unarmed Robbery	0	0	1	0	0	0	0	0
Extortion	0	0	0	0	0	0	1	0
Kidnapping & Abduction	2	0	2	0	0	0	0	1
Other Offences Against the Person	3	1	5	1	1	1	23	21
Offences Against the Person	55	3	39	1	10	1	132	45
Metropolitan South Region								
Homicide (Murder)	2	1	0	0	0	0	0	1
Other Homicide	4	0	0	0	0	0	2	0
Attempted Murder	3	0	0	0	0	0	2	0
Conspiracy to Murder	0	0	0	0	0	0	0	0
Manslaughter (excl. by Driving)	0	0	0	0	0	0	0	0
Driving Causing Death	1	0	0	0	0	0	0	0
Assault	44	5	25	3	6	1	66	33
Grievous Assault	2	3	3	0	0	0	0	1
Serious Assault	33	1	15	1	2	0	37	21
Serious Assault (Other)	1	1	1	0	0	0	6	0
Common Assault	8	0	6	2	4	1	23	11
Sexual Offences	7	0	1	0	0	0	102	7
Rape & Attempted Rape	2	0	1	0	0	0	16	1
Other Sexual Offences	5	0	0	0	0	0	86	6
Robbery	0	0	1	0	0	0	0	0
Armed Robbery	0	0	0	0	0	0	0	0
Unarmed Robbery	0	0	1	0	0	0	0	0
Extortion	0	0	0	0	0	0	0	0
Kidnapping & Abduction	2	0	4	0	0	0	2	0
Other Offences Against the Person	4	0	6	1	1	0	30	26
Offences Against the Person	63	6	37	4	7	1	202	67
Queensland								
Homicide (Murder)	8	3	0	0	0	0	4	3
Other Homicide	8	6	2	0	1	0	7	8
Attempted Murder	6	5	2	0	1	0	5	5
Conspiracy to Murder	0	0	0	0	0	0	0	0
Manslaughter (excl. by Driving)	0	1	0	0	0	0	1	1
Driving Causing Death	2	0	0	0	0	0	1	2
Assault	911	101	297	37	53	18	849	379
Grievous Assault	62	57	9	5	4	1	46	21
Serious Assault	623	29	180	15	20	9	469	199
Serious Assault (Other)	12	2	15	4	1	1	25	7
Common Assault	214	13	93	13	28	7	309	152
Sexual Offences	48	2	17	0	0	1	812	36
Rape & Attempted Rape	19	0	14	0	0	0	204	4
Other Sexual Offences	29	2	3	0	0	1	608	32
Robbery	3	0	7	0	0	0	4	1
Armed Robbery	0	0	1	0	0	0	1	1
Unarmed Robbery	3	0	6	0	0	0	3	0
Extortion	0	0	0	0	0	0	1	0
Kidnapping & Abduction	25	0	14	0	1	0	7	7
Other Offences Against the Person	42	4	56	5	6	3	412	519
Offences Against the Person	1045	116	393	42	61	22	2096	953

* Only those offenders whose age and sex were identified are included.

Offender/Victim Relationships

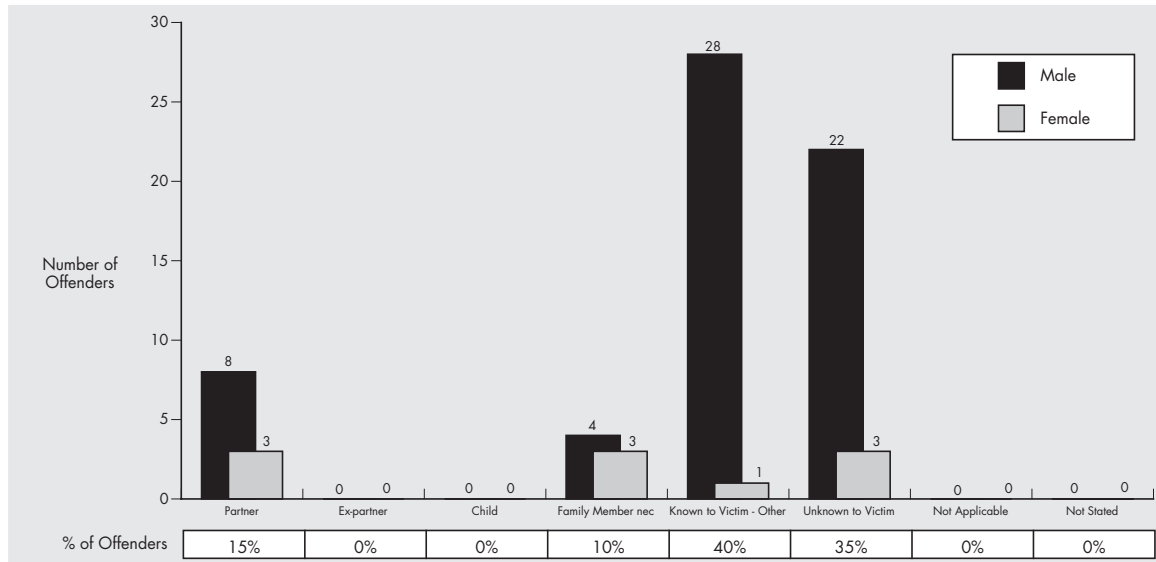
Offenders By Sex & Relationship to Victim* - 2004/2005

Offence	Known to Victim - Other		Unknown to Victim		Not Applicable		Not Stated	
	Male	Female	Male	Female	Male	Female	Male	Female
Metropolitan North Region								
Homicide (Murder)	5	0	4	0	0	0	0	0
Other Homicide	4	1	12	0	0	0	0	0
Attempted Murder	1	0	12	0	0	0	0	0
Conspiracy to Murder	0	0	0	0	0	0	0	0
Manslaughter (excl. by Driving)	1	0	0	0	0	0	0	0
Driving Causing Death	2	1	0	0	0	0	0	0
Assault	256	59	776	195	3	1	7	4
Grievous Assault	18	1	25	1	0	0	0	0
Serious Assault	136	30	291	46	1	0	1	1
Serious Assault (Other)	19	1	102	32	0	0	1	1
Common Assault	83	27	358	116	2	1	5	2
Sexual Offences	96	0	53	1	1	0	43	1
Rape & Attempted Rape	30	0	15	0	0	0	1	0
Other Sexual Offences	66	0	38	1	1	0	42	1
Robbery	13	1	122	19	13	1	3	0
Armed Robbery	8	1	50	3	10	1	2	0
Unarmed Robbery	5	0	72	16	3	0	1	0
Extortion	2	0	1	0	0	0	0	0
Kidnapping & Abduction	7	1	4	3	0	0	0	0
Other Offences Against the Person	42	14	42	3	0	0	86	17
Offences Against the Person	425	76	1014	221	17	2	139	22
Metropolitan South Region								
Homicide (Murder)	1	1	3	0	0	0	0	0
Other Homicide	9	0	6	2	0	0	0	0
Attempted Murder	7	0	4	0	0	0	0	0
Conspiracy to Murder	0	0	0	0	0	0	0	0
Manslaughter (excl. by Driving)	0	0	0	0	0	0	0	0
Driving Causing Death	2	0	2	2	0	0	0	0
Assault	329	111	453	115	2	0	4	1
Grievous Assault	21	5	28	1	0	0	0	0
Serious Assault	174	42	173	39	0	0	3	0
Serious Assault (Other)	19	9	72	23	1	0	0	1
Common Assault	115	55	180	52	1	0	1	0
Sexual Offences	121	0	49	0	0	0	35	1
Rape & Attempted Rape	21	0	8	0	0	0	0	0
Other Sexual Offences	100	0	41	0	0	0	35	1
Robbery	27	4	180	22	32	2	2	0
Armed Robbery	14	3	93	7	26	1	1	0
Unarmed Robbery	13	1	87	15	6	1	1	0
Extortion	1	2	0	1	0	0	0	0
Kidnapping & Abduction	4	3	11	1	0	0	1	0
Other Offences Against the Person	61	13	50	5	0	0	66	8
Offences Against the Person	553	134	752	146	34	2	108	10
Queensland								
Homicide (Murder)	28	1	22	3	0	0	0	0
Other Homicide	46	12	54	5	0	0	1	0
Attempted Murder	30	9	38	2	0	0	1	0
Conspiracy to Murder	0	0	0	0	0	0	0	0
Manslaughter (excl. by Driving)	3	1	2	0	0	0	0	0
Driving Causing Death	13	2	14	3	0	0	0	0
Assault	3218	1103	4473	1159	16	4	53	21
Grievous Assault	228	49	220	12	1	0	1	0
Serious Assault	1657	523	1600	285	7	1	16	3
Serious Assault (Other)	218	55	655	209	3	1	5	5
Common Assault	1115	476	1998	653	5	2	31	13
Sexual Offences	1170	24	280	4	3	0	233	2
Rape & Attempted Rape	280	1	65	0	0	0	2	0
Other Sexual Offences	890	23	215	4	3	0	231	2
Robbery	114	17	699	92	102	14	9	2
Armed Robbery	48	5	348	28	84	12	5	1
Unarmed Robbery	66	12	351	64	18	2	4	1
Extortion	8	4	14	2	0	0	0	0
Kidnapping & Abduction	65	14	70	4	0	0	1	0
Other Offences Against the Person	420	106	271	45	2	0	650	72
Offences Against the Person	5069	1281	5883	1314	123	18	947	97

* Only those offenders whose age and sex were identified are included.

Offender/Victim Relationships

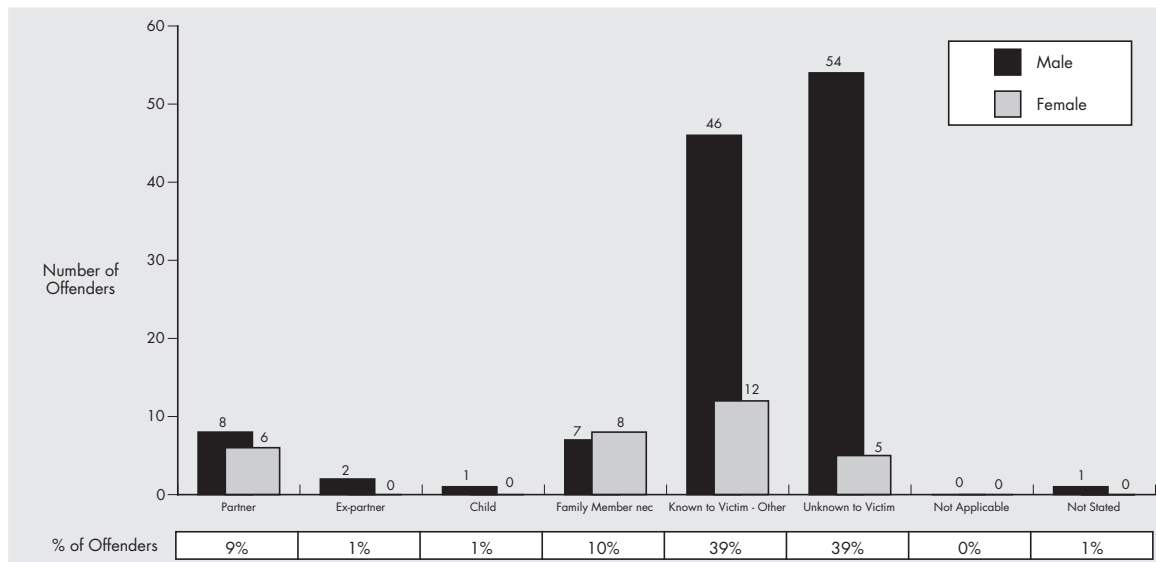
Homicide (Murder) - 2004/2005*



For approximately 65% of Homicide (Murder) offences, the offender was known to the victim. 25% of offenders were from the same family as the victim, and this

includes partners, spouses, children, siblings, grandparents, aunts, uncles and other familial relationships.

Other Homicide - 2004/2005*



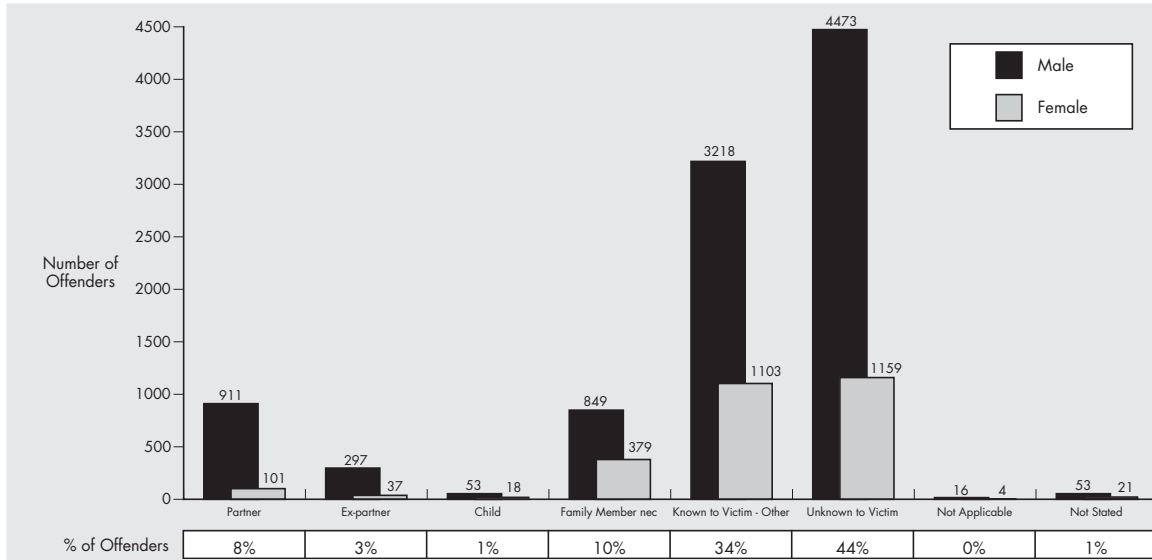
Of those offenders proceeded against for Other Homicide, 39% were not known to the victim. In 21% of cases, the victim was a family member and a further

39% were known to the victim either as friends, acquaintances, neighbours or colleagues.

* Only those offenders whose age and sex were identified are included.

Offender/Victim Relationships

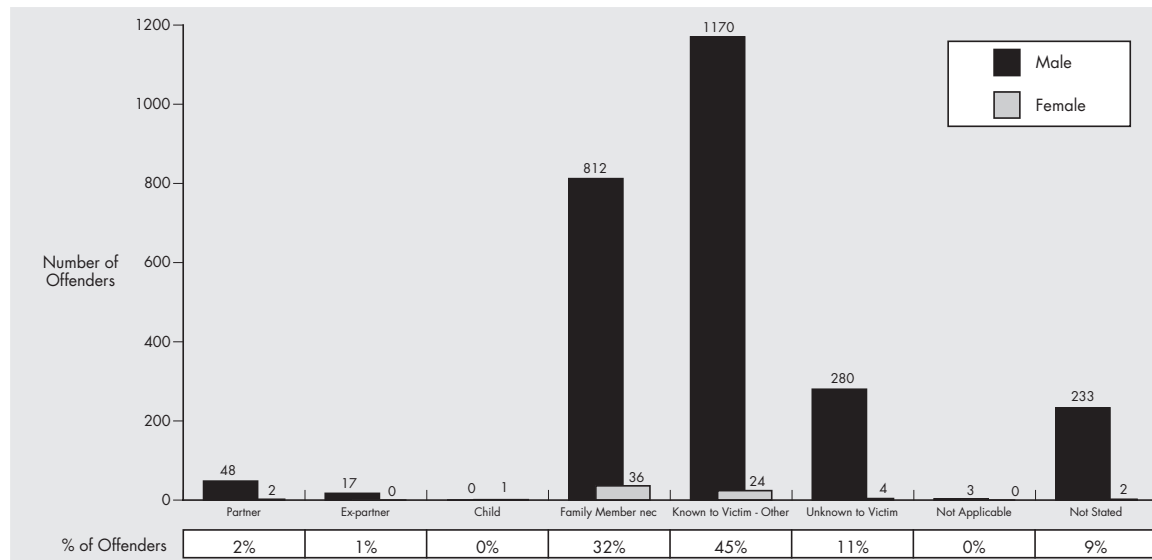
Assault* - 2004/2005



Of those offenders proceeded against for Assault, 44% were not known to the victim. In 22% of cases, the victim was a family member and a further 34% were

known to the victim either as friends, acquaintances, neighbours or colleagues.

Sexual Offences* - 2004/2005



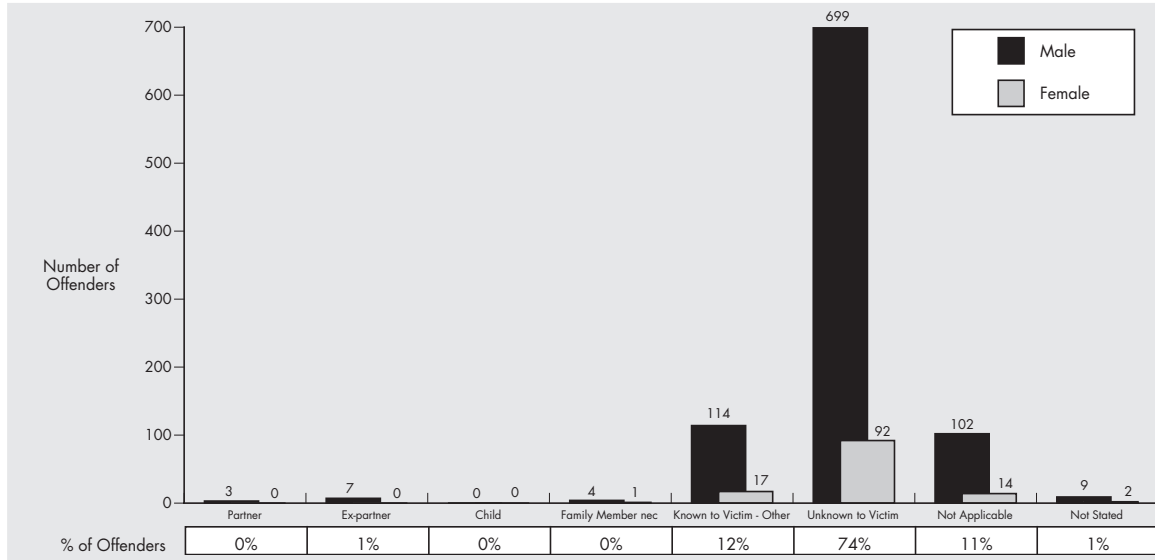
For a substantial proportion of offenders proceeded against for Sexual Offences (80%), the offender was known to the victim. A large proportion (35%) of

victims were of the same family as the offender while a larger proportion (45%) were either acquaintances, friends, neighbours or colleagues.

* Only those offenders whose age and sex were identified are included.
Note: Percentages have been rounded to the nearest whole number. Therefore, although the percentages are correct, they do not add to 100%.

Offender/Victim Relationships

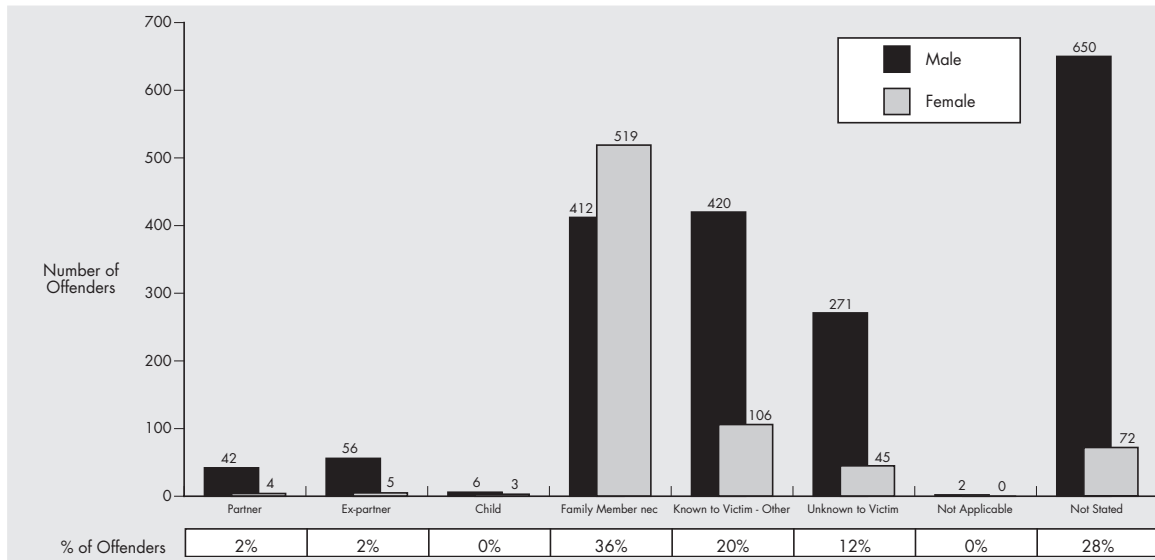
Robbery* - 2004/2005



Approximately 11% of offender/victim relationships were listed as 'Not Applicable' due to the fact that the victim was classified either as a company or as an

organisation, rather than as an individual. In most cases (74%), the offender was not known to the victim.

Other Offences Against the Person* - 2004/2005



Approximately 28% of offender/victim relationships were listed as 'Not Stated'. Of those relationships that were recorded, 12% involved situations where the

offender was not known to the victim. Approximately 40% involved offenders who were related to the victim and 20% who were known to the victim.

* Only those offenders whose age and sex were identified are included.
Note: Percentages have been rounded to the nearest whole number. Therefore, although the percentages are correct, they do not add to 100%.