

Offenders

The tables and graphs in this section provide information on persons responsible for offences. It is important to note that Queensland Police Service offender statistics are based on offence counts and do not and can not refer to individuals. Rather, offender data refers to the number of offences cleared or solved through an action against an offender. As such, offender data does not equate to a unique offender count nor does it equate to the number of offences cleared. For example, an offender charged with Motor Vehicle Theft, Unlawful Entry, Assault and Other Theft (excl. Unlawful Entry) would be included four times in any offender breakdown by age and sex.

Only persons aged ten years and over are deemed to be offenders. Under Queensland law, children under ten are not held criminally responsible, although they may be involved in the commission

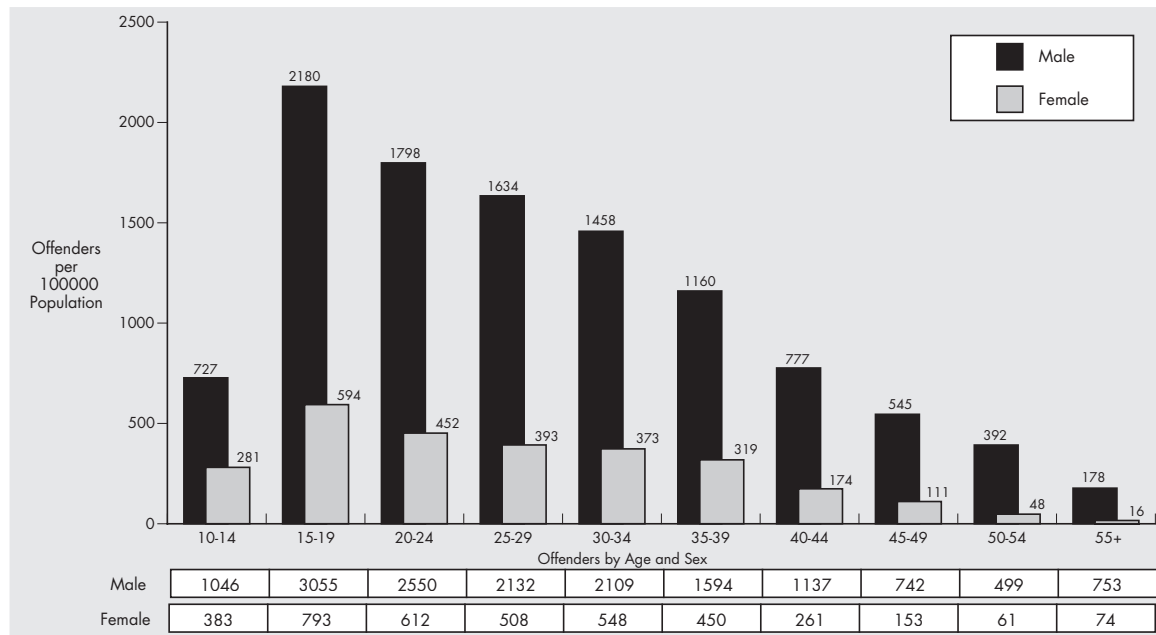
of an offence. Juvenile offenders are those aged between and including ten and sixteen years.

Offenders have not been included if their age or sex is not specified in Queensland Police Service records. Approximately 0.3% of offenders have been excluded for this reason.

The *Population by Sex and Age for 30 June 2004* (Australian Bureau of Statistics catalogue No. 3201.0) was used to calculate the number of offenders per 100000 population.

The reference date used to generate offender statistics for the year under review is the date an action commenced. As such, offenders proceeded against for matters reported in previous periods will be included in the following tables and graphs.

Offences Against the Person - 2004/2005*



* Only those offenders whose age and sex were identified are included.

Offenders

Queensland By Age (in years) and Sex - 2004/2005*

Offence	10 - 14		15		16		17		18		19	
	Male	Female	Male	Female	Male	Female	Male	Female	Male	Female	Male	Female
Homicide (Murder)	1	0	0	0	7	0	0	0	4	0	2	0
Other Homicide	0	0	1	0	1	0	8	0	3	1	4	0
Attempted Murder	0	0	1	0	1	0	6	0	1	1	3	0
Conspiracy to Murder	0	0	0	0	0	0	0	0	0	0	0	0
Manslaughter (excl. by Driving)	0	0	0	0	0	0	0	0	0	0	0	0
Driving Causing Death	0	0	0	0	0	0	2	0	2	0	1	0
Assault	634	315	280	142	376	134	437	135	458	131	419	116
Grievous Assault	13	5	12	2	18	1	30	3	21	3	36	2
Serious Assault	256	142	141	71	184	58	202	49	221	51	206	43
Serious Assault (Other)	82	22	29	12	35	18	42	15	30	14	29	16
Common Assault	283	146	98	57	139	57	163	68	186	63	148	55
Sexual Offences	226	19	88	5	82	1	59	1	55	4	65	0
Rape & Attempted Rape	42	0	29	0	29	0	15	0	13	0	19	0
Other Sexual Offences	184	19	59	5	53	1	44	1	42	4	46	0
Robbery	77	16	55	8	93	17	95	12	92	12	69	9
Armed Robbery	20	5	19	3	45	4	50	2	41	2	37	5
Unarmed Robbery	57	11	36	5	48	13	45	10	51	10	32	4
Extortion	0	0	1	0	0	0	0	0	1	1	1	1
Kidnapping & Abduction etc.	7	6	12	0	6	0	9	1	9	1	5	1
Other Offences Against the Person	101	27	42	12	45	16	56	6	61	17	54	9
Offences Against the Person	1046	383	479	167	610	168	664	155	683	167	619	136
Unlawful Entry	2591	314	1314	121	1119	108	953	65	873	65	669	52
Unlawful Entry - Dwelling	744	122	472	52	461	55	438	26	474	35	314	31
- Without Violence	735	120	466	50	449	55	412	25	450	33	299	30
- With Violence	9	2	6	2	12	0	26	1	23	2	15	1
Unlawful Entry - Shop	441	34	248	22	195	22	156	5	135	14	117	6
Unlawful Entry - Other	1406	158	594	47	463	31	359	34	264	16	238	15
Arson	86	6	23	5	19	1	15	1	22	0	23	1
Other Property Damage	2130	315	941	141	1066	105	1336	110	922	54	722	52
Unlawful Use of Motor Vehicle	632	131	551	95	539	98	510	76	401	46	235	31
Other Theft (excl. Unlawful Entry)	2730	1816	1639	669	1458	581	1406	426	1292	414	877	275
Stealing from Dwelling	95	63	65	20	69	18	44	18	64	11	38	13
Shop Stealing	1194	1454	494	525	468	413	390	267	375	249	272	185
Vehicles (Steal from/Enter with Intent)	675	86	676	39	564	56	571	65	498	21	295	17
Other Stealing	766	213	404	85	357	94	401	76	355	133	272	60
Fraud	78	43	68	66	132	83	268	205	362	170	221	144
Fraud by Computer	4	0	3	0	3	0	12	1	15	2	2	1
Fraud by Cheque	0	0	0	0	10	0	18	3	17	18	11	3
Fraud by Credit Card	0	2	5	14	13	3	5	21	83	31	40	19
Other Fraud	74	41	60	52	106	80	233	180	247	119	168	121
Handling Stolen Goods	286	74	179	42	215	51	298	48	259	77	197	86
Possess Property Susp. Stolen	72	12	56	10	55	10	54	11	37	13	36	20
Receiving Stolen Property	113	38	55	18	66	23	72	17	69	16	54	18
Possess, Receive, etc. Tainted Property	98	24	67	11	93	18	165	20	149	48	105	47
Other Handling Stolen Goods	3	0	1	3	1	0	7	0	4	0	2	1
Offences Against Property	8533	2699	4715	1139	4548	1027	4786	931	4131	826	2944	641
Drug Offences	607	201	628	177	1043	283	1561	382	1803	375	1920	448
Prostitution Offences	0	0	0	0	4	0	4	1	2	2	3	1
Liquor (excluding Drunkenness)	70	56	131	62	213	97	113	41	101	23	108	17
Gaming Racing & Betting Offences	0	0	0	0	1	0	1	0	1	0	1	0
Breach Domestic Violence Order	0	0	4	0	14	3	52	5	103	21	167	22
Trespassing & Vagrancy Offences	585	117	321	67	295	45	258	42	213	28	118	22
Weapons Act Offences	159	9	111	6	147	14	167	13	163	15	147	16
Good Order Offences	576	253	546	192	878	269	1447	338	1952	351	1871	349
Stock Offences	0	0	0	0	0	0	0	0	0	0	1	1
Traffic and Related Offences	40	10	79	10	216	30	701	91	1530	245	1896	329
Miscellaneous Offences	233	58	132	26	181	22	142	26	127	13	112	20
Total Other Offences	2270	704	1952	540	2992	763	4446	939	5995	1073	6344	1225

* Only those offenders whose age and sex were identified are included.

Offenders

Queensland By Age (in years) and Sex - 2004/2005*

Offence	20 - 24		25 - 29		30 - 39		40 - 49		50 - 59		60 & over	
	Male	Female	Male	Female	Male	Female	Male	Female	Male	Female	Male	Female
Homicide (Murder)	13	3	7	2	13	2	9	2	3	1	3	0
Other Homicide	27	9	20	9	28	5	19	6	5	0	3	1
Attempted Murder	20	6	13	7	24	4	11	3	2	0	1	0
Conspiracy to Murder	0	0	0	0	0	0	0	0	0	0	0	0
Manslaughter (excl. by Driving)	2	1	0	1	1	0	2	1	1	0	0	0
Driving Causing Death	5	2	7	1	3	1	6	2	2	0	2	1
Assault	1793	473	1513	359	2401	639	1062	284	383	83	114	11
Grievous Assault	126	21	101	27	148	50	46	26	16	5	4	0
Serious Assault	790	176	715	141	1145	225	501	83	172	22	39	3
Serious Assault (Other)	195	60	148	29	222	55	89	32	27	9	6	2
Common Assault	682	216	549	162	886	309	426	143	168	47	65	6
Sexual Offences	252	1	210	5	565	23	424	9	273	1	264	0
Rape & Attempted Rape	61	1	55	0	133	3	92	1	49	0	47	0
Other Sexual Offences	191	0	155	5	432	20	332	8	224	1	217	0
Robbery	199	24	116	8	106	16	26	4	9	0	1	0
Armed Robbery	112	15	74	2	68	7	15	2	5	0	1	0
Unarmed Robbery	87	9	42	6	38	9	11	2	4	0	0	0
Extortion	1	1	3	2	14	0	2	1	0	0	0	0
Kidnapping & Abduction etc.	21	5	28	4	47	4	29	2	10	1	0	0
Other Offences Against the Person	244	96	235	119	529	309	308	106	144	30	40	7
Offences Against the Person	2550	612	2132	508	3703	998	1879	414	827	116	425	19
Unlawful Entry	2195	233	1748	167	1540	261	375	109	108	12	19	0
Unlawful Entry - Dwelling	1261	138	916	135	763	188	233	94	81	11	10	0
- Without Violence	1185	129	836	131	668	170	186	86	66	6	6	0
- With Violence	76	9	80	4	95	18	47	8	15	5	4	0
Unlawful Entry - Shop	314	45	299	11	261	29	34	2	6	0	0	0
Unlawful Entry - Other	620	50	533	21	516	44	108	13	21	1	9	0
Arson	98	4	9	1	35	1	16	5	6	3	2	0
Other Property Damage	1762	219	1049	161	1194	238	447	104	130	17	36	2
Unlawful Use of Motor Vehicle	787	117	516	76	486	102	124	17	49	1	1	0
Other Theft (excl. Unlawful Entry)	2978	1221	2248	813	2762	1529	1010	574	361	226	151	108
Stealing from Dwelling	155	50	115	39	144	63	89	28	17	5	2	1
Shop Stealing	870	732	721	467	953	839	351	389	142	194	117	93
Vehicles (Steal from/Enter with Intent)	976	81	607	75	623	108	158	37	43	1	7	0
Other Stealing	977	358	805	232	1042	519	412	120	159	26	25	14
Fraud	1813	1186	1333	724	2103	1396	1031	467	464	100	58	18
Fraud by Computer	22	8	18	14	49	10	5	1	3	0	5	0
Fraud by Cheque	99	65	138	80	306	144	222	77	31	13	3	9
Fraud by Credit Card	375	240	299	220	615	368	159	58	27	4	5	2
Other Fraud	1317	873	878	410	1133	874	645	331	403	83	45	7
Handling Stolen Goods	884	297	652	208	1061	343	430	144	70	27	23	4
Possess Property Susp. Stolen	166	39	118	44	170	69	71	25	8	5	4	1
Receiving Stolen Property	208	88	132	33	186	67	66	28	11	4	5	0
Possess, Receive, etc. Tainted Property	501	169	388	131	690	202	289	89	51	17	14	3
Other Handling Stolen Goods	9	1	14	0	15	5	4	2	0	1	0	0
Offences Against Property	10517	3277	7555	2150	9181	3870	3433	1420	1188	386	290	132
Drug Offences	8122	2031	6015	1638	7751	2404	3576	1253	879	234	152	24
Prostitution Offences	51	21	61	19	103	60	91	29	27	7	21	1
Liquor (excluding Drunkenness)	524	78	433	103	699	160	385	116	110	28	47	2
Gaming Racing & Betting Offences	2	0	2	1	1	1	1	1	3	1	4	0
Breach Domestic Violence Order	1108	129	1342	144	2857	294	1319	171	324	36	66	7
Trespassing Vagrancy Offences	355	53	198	46	308	58	153	39	37	7	19	2
Weapons Act Offences	615	51	467	46	740	105	412	41	198	11	114	1
Good Order Offences	7004	1153	4052	769	4738	1265	2031	635	577	124	152	20
Stock Offences	22	1	16	0	55	6	63	2	51	9	44	5
Traffic and Related Offences	9181	1722	6066	1143	8055	1866	4426	1222	2029	386	654	99
Miscellaneous Offences	399	79	361	82	615	195	359	96	197	37	55	19
Other Offences	27383	5318	19013	3991	25922	6414	12816	3605	4432	880	1328	180

* Only those offenders whose age and sex were identified are included.

Offenders - Indigenous**

Queensland By Type of Action^ by Age - 2004/2005*

Offence	Arrest		Caution		Comm. Conference		Notice to Appear		Summons		Warrant		Other	
	Juvenile	Adult	Juvenile	Adult	Juvenile	Adult	Juvenile	Adult	Juvenile	Adult	Juvenile	Adult	Juvenile	Adult
Homicide (Murder)	2	13	0	0	0	0	0	0	0	0	0	1	0	3
Other Homicide	0	15	0	0	0	0	0	1	0	1	0	0	0	0
Attempted Murder	0	13	0	0	0	0	0	1	0	0	0	0	0	0
Conspiracy to Murder	0	0	0	0	0	0	0	0	0	0	0	0	0	0
Manslaughter (excl. by Driving)	0	0	0	0	0	0	0	0	0	0	0	0	0	0
Driving Causing Death	0	2	0	0	0	0	0	0	0	1	0	0	0	0
Assault	251	2026	175	6	42	1	175	970	3	7	3	13	12	101
Grievous Assault	13	209	1	0	0	0	4	37	2	1	0	3	0	1
Serious Assault	71	785	91	2	29	0	78	537	0	2	1	6	4	47
Serious Assault (Other)	66	260	7	1	1	0	24	28	1	2	0	0	1	6
Common Assault	101	772	76	3	12	1	69	368	0	2	2	4	7	47
Sexual Offences	23	211	26	0	5	0	17	34	1	2	0	1	10	28
Rape & Attempted Rape	10	63	2	0	1	0	4	4	1	0	0	1	1	1
Other Sexual Offences	13	148	24	0	4	0	13	30	0	2	0	0	9	27
Robbery	74	164	9	0	5	0	28	29	1	0	0	4	1	1
Armed Robbery	26	66	1	0	0	0	2	9	0	0	0	1	0	1
Unarmed Robbery	48	98	8	0	5	0	26	20	1	0	0	3	1	0
Extortion	0	0	0	0	0	0	0	0	0	0	0	0	0	0
Kidnapping & Abduction etc.	8	33	0	0	0	0	0	2	0	0	0	0	0	2
Other Offences Against the Person	26	199	10	0	4	0	7	34	0	1	0	4	3	191
Offences Against the Person	384	2661	220	6	56	1	227	1070	5	11	3	23	26	326
Unlawful Entry	1290	1578	668	11	188	2	823	785	6	12	2	28	31	19
Unlawful Entry - Dwelling	415	940	110	2	60	1	225	481	1	8	2	24	12	12
- Without Violence	404	851	110	2	60	1	222	464	1	8	2	23	12	11
- With Violence	11	89	0	0	0	0	3	16	0	0	0	1	0	1
Unlawful Entry - Shop	270	226	151	1	29	1	186	122	2	1	0	2	6	2
Unlawful Entry - Other	605	412	407	8	99	0	412	182	3	3	0	2	13	5
Arson	21	73	10	0	2	0	14	4	0	0	0	0	0	0
Other Property Damage	513	1085	474	7	96	2	436	758	1	5	2	7	24	10
Unlawful Use of Motor Vehicle	578	668	134	3	20	0	268	295	0	1	1	7	6	5
Other Theft (excl. Unlawful Entry)	809	1154	681	15	149	1	917	1343	5	9	0	24	44	24
Stealing from Dwelling	32	55	20	0	9	0	30	40	0	0	0	0	6	7
Shop Stealing	118	243	387	7	57	1	408	598	2	1	0	2	12	5
Vehicles (Steal from/Enter with Intent)	461	457	105	5	45	0	272	347	2	1	0	6	15	5
Other Stealing	198	399	169	3	38	0	207	358	1	7	0	16	11	7
Fraud	3	330	18	1	3	0	9	360	0	20	0	8	0	4
Fraud by Computer	0	10	1	0	0	0	0	4	0	0	0	0	0	0
Fraud by Cheque	0	53	0	0	1	0	0	39	0	11	0	7	0	0
Fraud by Credit Card	2	109	8	0	0	0	1	93	0	3	0	0	0	1
Other Fraud	1	158	9	1	2	0	8	224	0	6	0	1	0	3
Handling Stolen Goods	91	262	66	0	15	0	156	376	1	1	0	0	1	2
Possess Property Susp. Stolen	22	57	9	0	3	0	48	94	1	1	0	0	1	1
Receiving Stolen Property	31	58	41	0	8	0	57	86	0	0	0	0	0	0
Possess, Receive, etc. Tainted Property	38	142	16	0	4	0	51	196	0	0	0	0	0	1
Other Handling Stolen Goods	0	5	0	0	0	0	0	0	0	0	0	0	0	0
Offences Against Property	3305	5150	2051	37	473	5	2623	3921	13	48	5	74	106	64
Drug Offences	50	817	171	2	1	0	94	1317	0	0	0	2	126	848
Prostitution Offences	0	0	0	0	0	0	2	2	0	0	0	0	0	0
Liquor (excluding Drunkenness)	37	488	37	1	3	0	55	1146	0	5	0	0	6	7
Gaming Racing & Betting Offences	0	1	0	0	0	0	0	2	0	0	0	0	0	0
Breach Domestic Violence Order	4	1426	0	0	0	1	7	751	0	2	0	11	1	119
Trespassing & Vagrancy Offences	133	260	178	3	13	1	241	304	0	0	0	0	7	0
Weapons Act Offences	24	142	20	0	0	0	50	165	0	0	0	0	1	3
Good Order Offences	455	5019	79	5	13	5	413	2120	4	14	2	19	1	23
Stock Offences	0	0	0	0	0	0	0	8	0	0	0	0	0	0
Traffic and Related Offences	47	1094	9	1	2	0	26	2563	1	31	0	13	0	9
Miscellaneous Offences	43	152	32	0	5	0	38	163	0	37	0	2	1	9
Total Other Offences	793	9399	526	12	37	7	926	8541	5	89	2	47	143	1018

^ See Glossary for definitions and inclusions (page 152).

* Only those offenders whose age and sex were identified are included.

** An indigenous breakdown of offenders have been included this year for the first time (refer to glossary page 151)

Offenders - Non-Indigenous**

Queensland By Type of Action[^] by Age - 2004/2005*

Offence	Arrest		Caution		Comm. Conference		Notice to Appear		Summons		Warrant		Other	
	Juvenile	Adult	Juvenile	Adult	Juvenile	Adult	Juvenile	Adult	Juvenile	Adult	Juvenile	Adult	Juvenile	Adult
Homicide (Murder)	6	43	0	0	0	0	0	0	0	0	0	1	0	3
Other Homicide	2	92	0	0	0	0	0	22	0	14	0	2	0	1
Attempted Murder	2	81	0	0	0	0	0	4	0	0	0	2	0	1
Conspiracy to Murder	0	0	0	0	0	0	0	0	0	0	0	0	0	0
Manslaughter (excl. by Driving)	0	6	0	0	0	0	0	1	0	2	0	0	0	0
Driving Causing Death	0	5	0	0	0	0	0	17	0	12	0	0	0	0
Assault	251	4354	548	24	107	5	251	2666	2	57	0	60	61	521
Grievous Assault	11	328	7	1	6	0	7	64	0	3	0	10	0	8
Serious Assault	86	1610	272	12	62	3	133	1477	0	34	0	33	25	236
Serious Assault (Other)	46	575	26	3	10	1	13	118	1	4	0	8	2	14
Common Assault	108	1841	243	8	29	1	98	1007	1	16	0	9	34	263
Sexual Offences	85	1329	140	10	27	3	24	319	3	22	0	26	60	226
Rape & Attempted Rape	42	360	20	0	8	0	7	19	2	3	0	5	2	33
Other Sexual Offences	43	969	120	10	19	3	17	300	1	19	0	21	58	193
Robbery	97	528	19	3	9	0	23	50	0	2	0	12	0	5
Armed Robbery	51	328	8	1	3	0	5	20	0	1	0	11	0	0
Unarmed Robbery	46	200	11	2	6	0	18	30	0	1	0	1	0	5
Extortion	0	23	1	0	0	0	0	4	0	0	0	1	0	0
Kidnapping & Abduction etc.	13	117	2	0	0	0	7	14	0	0	0	6	1	3
Other Offences Against the Person	36	800	97	4	25	0	20	370	2	14	0	6	13	747
Offences Against the Person	490	7286	807	41	168	8	325	3445	7	109	0	114	135	1506
Unlawful Entry	774	4459	896	24	207	5	622	2299	2	15	1	99	57	108
Unlawful Entry - Dwelling	381	2483	307	5	90	2	288	1094	1	2	1	46	13	48
- Without Violence	372	2227	302	4	90	1	285	1044	1	2	1	37	13	43
- With Violence	9	256	5	1	0	1	3	50	0	0	0	9	0	5
Unlawful Entry - Shop	114	686	74	3	21	0	104	337	0	4	0	22	5	27
Unlawful Entry - Other	279	1290	515	16	96	3	230	868	1	9	0	31	39	33
Arson	31	132	34	0	12	0	9	26	0	1	0	2	7	4
Other Property Damage	398	2907	1544	45	538	253	595	3297	1	32	2	30	74	117
Unlawful Use of Motor Vehicle	402	1618	230	8	90	2	311	898	1	4	1	23	4	43
Other Theft (excl. Unlawful Entry)	880	5509	3483	95	350	5	1488	10094	7	41	1	100	79	257
Stealing from Dwelling	34	330	99	3	21	0	74	410	1	7	0	10	4	34
Shop Stealing	156	1192	2444	53	137	0	771	5441	5	8	0	11	51	44
Vehicles (Steal from/Enter with Intent)	495	1810	288	5	73	3	331	1488	1	5	1	14	7	37
Other Stealing	195	2177	652	34	119	2	312	2755	0	21	0	65	17	142
Fraud	35	4381	311	80	28	1	54	6316	1	94	0	224	8	244
Fraud by Computer	0	30	7	0	1	0	1	111	0	1	0	4	0	8
Fraud by Cheque	9	439	0	0	0	0	0	611	0	8	0	55	0	34
Fraud by Credit Card	7	1179	11	1	3	0	5	1059	0	19	0	22	0	85
Other Fraud	19	2733	293	79	24	1	48	4535	1	66	0	143	8	117
Handling Stolen Goods	76	1705	223	8	28	1	186	2708	1	14	0	12	3	19
Possess Property Susp. Stolen	22	236	45	2	7	0	57	490	0	4	0	2	0	4
Receiving Stolen Property	14	357	108	3	9	1	43	567	1	0	0	1	1	1
Possess, Receive, etc. Tainted Property	35	1075	67	3	12	0	86	1631	0	8	0	8	2	14
Other Handling Stolen Goods	5	37	3	0	0	0	0	20	0	2	0	1	0	0
Offences Against Property	2596	20711	6721	260	1253	267	3265	25638	13	201	5	490	232	792
Drug Offences	133	7965	1143	29	30	11	454	18520	0	33	0	60	737	10964
Prostitution Offences	0	34	1	1	0	0	1	466	0	1	0	0	0	0
Liquor (excluding Drunkenness)	44	915	342	17	13	2	79	464	1	24	0	2	12	17
Gaming Racing & Betting Offences	0	4	1	0	0	0	0	12	0	1	0	0	0	0
Breach Domestic Violence Order	2	2902	2	0	0	0	5	2259	0	17	0	49	0	630
Trespassing & Vagrancy Offences	55	542	503	11	71	4	208	791	2	21	0	2	19	17
Weapons Act Offences	33	885	218	13	14	2	80	2050	0	16	0	4	6	42
Good Order Offences	510	13514	477	25	42	6	699	7877	0	63	0	49	19	89
Stock Offences	0	2	0	64	0	1	0	60	0	5	0	5	0	131
Traffic and Related Offences	47	5936	71	2	10	9	171	31660	1	233	0	49	0	41
Miscellaneous Offences	29	890	276	24	15	0	105	1488	0	87	1	12	107	70
Total Other Offences	853	33589	3034	186	195	35	1802	65647	4	501	1	232	900	12001

[^] See Glossary for definitions and inclusions (page 152).

* Only those offenders whose age and sex were identified are included.

** An indigenous breakdown of offenders have been included this year for the first time (refer to glossary page 151)

Offenders

Regions By Age (in years) and Sex - 2004/2005*

Offence	10 - 14		15		16		17		18		19	
	Male	Female	Male	Female	Male	Female	Male	Female	Male	Female	Male	Female
Far Northern Region												
Homicide (Murder)	0	0	0	0	0	0	0	0	0	0	1	0
Other Homicide	0	0	1	0	0	0	1	0	1	0	0	0
Assault	83	34	27	12	29	26	63	22	55	11	48	13
Sexual Offences	30	1	7	0	6	1	8	0	4	0	7	0
Robbery	20	3	10	0	9	0	10	0	19	2	6	0
All Other Offences Against the Person ^	5	0	4	0	1	0	19	0	7	4	6	3
Offences Against the Person	138	38	49	12	45	27	101	22	86	17	68	16
Unlawful Entry	487	58	189	16	123	19	100	8	50	15	59	3
Arson	15	2	1	0	1	0	1	0	1	0	0	0
Other Property Damage	257	53	74	15	63	18	87	11	55	5	47	7
Unlawful Use of Motor Vehicle	82	28	52	4	51	6	47	5	22	4	14	3
Other Theft (excl. Unlawful Entry)	380	225	115	53	80	32	81	35	84	36	52	9
Fraud	28	13	5	12	11	4	5	19	11	16	5	1
Handling Stolen Goods	49	12	20	1	27	6	33	3	16	15	15	6
Offences Against Property	1298	391	456	101	356	85	354	81	239	91	192	29
Northern Region												
Homicide (Murder)	0	0	0	0	0	0	0	0	0	0	0	0
Other Homicide	0	0	0	0	0	0	0	0	0	0	1	0
Assault	74	43	15	17	25	17	41	19	53	13	41	14
Sexual Offences	21	0	6	0	9	0	13	0	5	1	7	0
Robbery	4	0	1	2	1	1	6	0	5	0	3	1
All Other Offences Against the Person ^	10	2	2	1	3	1	7	2	2	1	5	1
Offences Against the Person	109	45	24	20	38	19	67	21	65	15	57	16
Unlawful Entry	520	77	375	16	157	3	128	3	91	7	108	3
Arson	9	0	2	0	5	0	1	0	0	0	0	0
Other Property Damage	176	51	76	13	50	9	51	6	70	1	34	5
Unlawful Use of Motor Vehicle	41	13	52	10	49	12	40	6	26	2	25	2
Other Theft (excl. Unlawful Entry)	276	141	227	32	161	26	81	10	100	54	62	19
Fraud	3	2	8	7	4	4	12	3	23	10	23	2
Handling Stolen Goods	44	7	29	2	24	4	24	0	14	2	19	0
Offences Against Property	1069	291	769	80	450	58	337	28	324	76	271	31
Central Region												
Homicide (Murder)	0	0	0	0	0	0	0	0	0	0	0	0
Other Homicide	0	0	0	0	0	0	0	0	0	0	0	0
Assault	95	39	23	21	32	11	30	24	44	15	42	23
Sexual Offences	44	10	22	3	12	0	10	0	3	0	7	0
Robbery	4	1	10	0	5	1	5	1	3	2	9	1
All Other Offences Against the Person ^	9	7	1	1	8	2	5	0	1	3	4	0
Offences Against the Person	152	57	56	25	57	14	50	25	51	20	62	24
Unlawful Entry	308	33	121	16	89	15	90	6	89	3	61	5
Arson	4	1	3	2	0	1	0	1	3	0	3	0
Other Property Damage	274	29	139	25	152	14	189	20	94	11	113	8
Unlawful Use of Motor Vehicle	37	7	30	14	32	9	36	5	22	4	14	1
Other Theft (excl. Unlawful Entry)	314	280	186	77	147	78	159	47	99	31	87	21
Fraud	10	8	11	14	12	9	3	6	19	15	9	34
Handling Stolen Goods	41	7	23	9	21	6	28	4	11	5	13	10
Offences Against Property	988	365	513	157	453	132	505	89	337	69	300	79
North Coast Region												
Homicide (Murder)	0	0	0	0	3	0	0	0	1	0	0	0
Other Homicide	0	0	0	0	0	0	1	0	0	0	0	0
Assault	134	46	52	23	73	26	73	17	81	20	59	5
Sexual Offences	41	2	23	0	27	0	11	1	14	1	9	0
Robbery	9	2	2	1	4	3	9	3	5	2	4	1
All Other Offences Against the Person ^	31	7	13	5	11	3	11	0	17	1	15	2
Offences Against the Person	215	57	90	29	118	32	105	21	118	24	87	8
Unlawful Entry	514	92	200	18	249	37	157	13	269	15	118	8
Arson	17	3	2	1	5	0	2	0	3	0	3	0
Other Property Damage	435	89	145	30	177	14	166	23	193	12	116	2
Unlawful Use of Motor Vehicle	190	20	83	16	121	17	89	8	80	8	33	3
Other Theft (excl. Unlawful Entry)	547	349	305	164	308	149	305	64	269	53	165	35
Fraud	12	8	9	8	21	16	44	24	77	18	28	24
Handling Stolen Goods	37	19	24	5	38	8	54	6	35	8	38	5
Offences Against Property	1752	580	768	242	919	241	817	138	926	114	501	77

* Only those offenders whose age and sex were identified are included.

^ All Other Offences Against the Person includes the offence sub-divisions of Extortion and Kidnapping, Abduction and Deprivation of Liberty.

Offenders

Regions By Age (in years) and Sex - 2004/2005*

Offence	20 - 24		25 - 29		30 - 39		40 - 49		50 - 59		60 & over	
	Male	Female	Male	Female	Male	Female	Male	Female	Male	Female	Male	Female
Far Northern Region												
Homicide (Murder)	3	1	1	0	0	0	1	0	0	0	0	0
Other Homicide	1	3	0	0	3	0	0	1	0	0	0	0
Assault	263	72	236	68	376	96	133	47	52	14	12	1
Sexual Offences	24	0	26	2	69	1	36	0	16	0	25	0
Robbery	11	0	7	0	8	0	2	0	0	0	0	0
All Other Offences Against the Person ^	36	21	27	28	67	86	35	19	15	4	1	2
Offences Against the Person	338	97	297	98	523	183	207	67	83	18	38	3
Unlawful Entry	202	6	75	3	137	16	20	4	1	0	1	0
Arson	2	0	1	0	1	0	1	0	0	0	0	0
Other Property Damage	200	28	106	22	135	37	40	12	10	3	4	0
Unlawful Use of Motor Vehicle	76	6	17	1	16	2	1	2	2	1	0	0
Other Theft (excl. Unlawful Entry)	147	47	101	33	147	61	50	31	16	5	12	1
Fraud	59	23	36	27	138	54	135	9	10	2	4	1
Handling Stolen Goods	58	18	29	4	70	20	51	6	4	1	2	0
Offences Against Property	744	128	365	90	644	190	298	64	43	12	23	2
Northern Region												
Homicide (Murder)	1	0	1	1	0	1	1	1	0	0	0	0
Other Homicide	0	1	0	0	5	1	2	0	0	0	1	0
Assault	227	57	183	55	348	104	111	40	39	10	13	3
Sexual Offences	32	1	16	1	42	0	46	0	21	0	40	0
Robbery	15	3	4	0	7	1	4	0	0	0	0	0
All Other Offences Against the Person ^	30	26	28	15	62	36	24	10	8	4	2	0
Offences Against the Person	305	88	232	72	464	143	188	51	68	14	56	3
Unlawful Entry	202	8	66	4	65	19	17	1	4	0	0	0
Arson	6	1	2	0	5	0	0	1	1	0	1	0
Other Property Damage	176	31	92	11	124	24	42	8	13	2	2	0
Unlawful Use of Motor Vehicle	61	4	13	2	23	3	3	0	1	0	0	0
Other Theft (excl. Unlawful Entry)	128	85	108	36	122	82	29	22	16	10	7	4
Fraud	55	52	30	32	70	172	58	20	28	0	0	0
Handling Stolen Goods	48	17	24	8	26	17	8	3	1	1	1	0
Offences Against Property	676	198	335	93	435	317	157	55	64	13	11	4
Central Region												
Homicide (Murder)	0	0	0	0	2	0	2	0	1	0	1	0
Other Homicide	5	0	2	3	2	1	2	0	1	0	0	0
Assault	161	60	166	42	236	65	106	20	40	6	5	0
Sexual Offences	23	0	21	1	74	2	48	0	13	0	38	0
Robbery	6	3	5	0	2	1	1	0	0	0	0	0
All Other Offences Against the Person ^	27	13	29	5	57	22	37	9	16	5	6	0
Offences Against the Person	222	76	223	51	373	91	196	29	71	11	50	0
Unlawful Entry	239	30	87	6	90	13	37	4	5	0	1	0
Arson	4	0	2	0	8	1	3	0	0	0	0	0
Other Property Damage	216	24	96	19	113	24	45	4	19	0	0	0
Unlawful Use of Motor Vehicle	39	5	17	5	23	5	4	1	4	0	0	0
Other Theft (excl. Unlawful Entry)	250	88	141	59	125	57	58	29	19	11	11	6
Fraud	106	67	52	63	140	81	28	80	25	7	8	1
Handling Stolen Goods	64	17	38	5	38	16	17	11	3	0	0	0
Offences Against Property	918	231	433	157	537	197	192	129	75	18	20	7
North Coast Region												
Homicide (Murder)	3	0	3	1	1	0	3	0	0	1	0	0
Other Homicide	4	0	1	3	6	1	4	2	1	0	1	0
Assault	245	61	229	54	394	113	207	39	71	20	36	4
Sexual Offences	33	0	33	1	101	6	76	0	68	0	54	0
Robbery	15	1	6	1	9	6	8	1	1	0	0	0
All Other Offences Against the Person ^	50	13	38	26	105	63	59	21	63	1	7	2
Offences Against the Person	350	75	310	86	616	189	357	63	204	22	98	6
Unlawful Entry	342	44	302	18	198	31	66	7	50	2	3	0
Arson	17	1	3	0	10	0	3	0	0	0	0	0
Other Property Damage	300	32	186	24	176	45	100	16	14	1	9	1
Unlawful Use of Motor Vehicle	147	12	57	8	65	5	17	0	14	0	1	0
Other Theft (excl. Unlawful Entry)	679	194	324	119	438	191	166	94	95	39	41	28
Fraud	239	213	186	140	238	161	111	97	70	19	16	10
Handling Stolen Goods	154	49	100	27	158	39	67	29	13	6	4	1
Offences Against Property	1878	545	1158	336	1283	472	530	243	256	67	74	40

* Only those offenders whose age and sex were identified are included.

^ All Other Offences Against the Person includes the offence sub-divisions of Extortion and Kidnapping, Abduction and Deprivation of Liberty.

Offenders

Regions By Age (in years) and Sex - 2004/2005*

Offence	10 - 14		15		16		17		18		19	
	Male	Female	Male	Female	Male	Female	Male	Female	Male	Female	Male	Female
Southern Region												
Homicide (Murder)	1	0	0	0	3	0	0	0	1	0	0	0
Other Homicide	0	0	0	0	1	0	3	0	0	0	1	0
Assault	79	54	55	20	51	13	55	19	77	25	58	19
Sexual Offences	18	2	15	2	11	0	6	0	7	0	10	0
Robbery	5	2	5	1	13	0	11	2	6	0	8	1
All Other Offences Against the Person ^	13	8	12	1	12	2	6	1	14	5	12	2
Offences Against the Person	116	66	87	24	91	15	81	22	105	30	89	22
Unlawful Entry	348	21	140	13	191	9	115	10	105	9	73	6
Arson	11	0	1	0	1	0	2	0	1	0	3	0
Other Property Damage	275	27	81	19	124	15	87	9	86	7	70	9
Unlawful Use of Motor Vehicle	58	6	41	17	64	3	43	4	40	7	25	3
Other Theft (excl. Unlawful Entry)	331	107	147	75	156	42	131	53	144	82	79	43
Fraud	6	1	12	6	12	3	6	18	28	34	26	9
Handling Stolen Goods	33	2	16	3	24	5	28	6	26	8	21	6
Offences Against Property	1062	164	438	133	572	77	412	100	430	147	297	76
South Eastern Region												
Homicide (Murder)	0	0	0	0	1	0	0	0	0	0	0	0
Other Homicide	0	0	0	0	0	0	0	0	1	1	0	0
Assault	63	28	28	22	65	10	55	16	60	14	63	18
Sexual Offences	16	2	4	0	7	0	3	0	8	1	8	0
Robbery	10	2	12	1	28	3	17	5	18	0	10	3
All Other Offences Against the Person ^	22	5	8	1	6	1	4	4	9	0	8	0
Offences Against the Person	111	37	52	24	107	14	79	25	96	16	89	21
Unlawful Entry	234	18	130	12	126	7	109	12	92	3	96	9
Arson	1	0	7	2	5	0	5	0	12	0	12	0
Other Property Damage	306	15	170	15	138	11	114	9	119	5	89	8
Unlawful Use of Motor Vehicle	83	10	138	15	79	16	81	17	67	7	38	6
Other Theft (excl. Unlawful Entry)	317	242	287	98	176	77	182	107	218	45	137	54
Fraud	6	2	13	13	40	32	141	111	121	40	56	45
Handling Stolen Goods	25	9	27	7	29	5	40	12	60	11	31	16
Offences Against Property	972	296	772	162	593	148	672	268	689	111	459	138
Metropolitan North Region												
Homicide (Murder)	0	0	0	0	0	0	0	0	2	0	1	0
Other Homicide	0	0	0	0	0	0	2	0	1	0	1	0
Assault	49	28	36	10	41	17	67	12	55	23	66	9
Sexual Offences	20	1	4	0	3	0	4	0	4	1	13	0
Robbery	8	3	6	3	11	1	8	0	22	3	9	2
All Other Offences Against the Person ^	8	0	6	2	4	7	7	0	11	2	6	1
Offences Against the Person	85	32	52	15	59	25	88	12	95	29	96	12
Unlawful Entry	75	7	38	15	88	7	102	7	79	3	76	3
Arson	19	0	7	0	1	0	3	0	0	0	0	0
Other Property Damage	174	17	126	5	134	15	460	10	217	5	197	9
Unlawful Use of Motor Vehicle	33	14	60	7	57	12	72	18	58	4	31	4
Other Theft (excl. Unlawful Entry)	328	303	194	121	249	111	269	68	192	66	160	51
Fraud	5	4	2	1	16	7	31	11	44	20	26	17
Handling Stolen Goods	23	6	22	11	18	8	51	8	50	19	34	25
Offences Against Property	657	351	449	160	563	160	988	122	640	117	524	109
Metropolitan South Region												
Homicide (Murder)	0	0	0	0	0	0	0	0	0	0	0	0
Other Homicide	0	0	0	0	0	0	1	0	0	0	1	0
Assault	57	43	44	17	60	14	53	6	33	10	42	15
Sexual Offences	36	1	7	0	7	0	4	0	10	0	4	0
Robbery	17	3	9	0	22	8	29	1	14	3	20	0
All Other Offences Against the Person ^	10	4	9	1	6	0	6	0	10	3	4	2
Offences Against the Person	120	51	69	18	95	22	93	7	67	16	71	17
Unlawful Entry	105	8	121	15	96	11	152	6	98	10	78	15
Arson	10	0	0	0	1	0	1	0	2	0	2	1
Other Property Damage	233	34	130	19	228	9	182	22	88	8	56	4
Unlawful Use of Motor Vehicle	108	33	95	12	86	23	102	13	86	10	55	9
Other Theft (excl. Unlawful Entry)	237	169	178	49	181	66	198	42	186	47	135	43
Fraud	8	5	8	5	16	8	26	13	39	17	48	12
Handling Stolen Goods	34	12	18	4	34	9	40	9	47	9	26	18
Offences Against Property	735	261	550	104	642	126	701	105	546	101	400	102

* Only those offenders whose age and sex were identified are included.

^ All Other Offences Against the Person includes the offence sub-divisions of Extortion and Kidnapping, Abduction and Deprivation of Liberty.

Offenders

Regions By Age (in years) and Sex - 2004/2005*

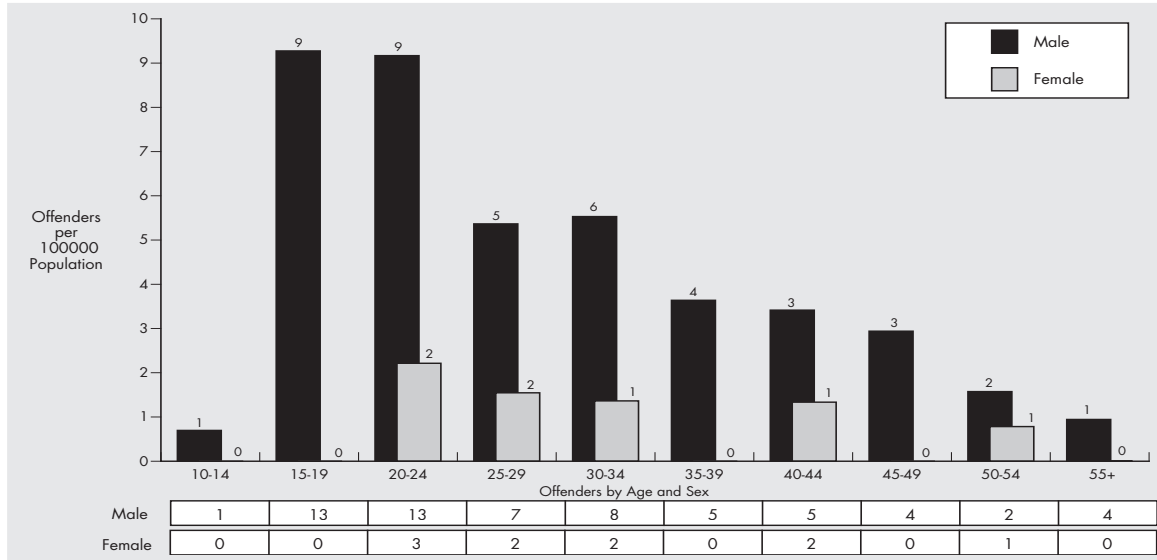
Offence	20 - 24		25 - 29		30 - 39		40 - 49		50 - 59		60 & over	
	Male	Female	Male	Female	Male	Female	Male	Female	Male	Female	Male	Female
Southern Region												
Homicide (Murder)	1	0	1	0	0	0	0	0	0	0	1	0
Other Homicide	4	2	5	2	1	1	3	0	1	0	0	1
Assault	249	72	165	37	261	80	140	33	43	11	14	0
Sexual Offences	32	0	36	0	66	1	72	6	73	1	33	0
Robbery	23	1	6	0	4	0	1	0	0	0	1	0
All Other Offences Against the Person ^	37	9	38	22	73	45	63	16	11	6	9	2
Offences Against the Person	346	84	251	61	405	127	279	55	128	18	58	3
Unlawful Entry	288	17	109	4	117	22	32	8	13	3	5	0
Arson	52	0	0	0	5	0	2	0	2	0	0	0
Other Property Damage	208	38	118	16	142	25	40	14	18	3	7	0
Unlawful Use of Motor Vehicle	70	10	44	6	30	4	10	1	2	0	0	0
Other Theft (excl. Unlawful Entry)	289	117	180	67	203	135	83	80	36	37	8	3
Fraud	212	363	141	51	158	67	94	57	25	38	6	1
Handling Stolen Goods	77	16	54	23	76	35	36	2	9	5	2	0
Offences Against Property	1196	561	646	167	731	288	297	162	105	86	28	4
South Eastern Region												
Homicide (Murder)	2	1	0	0	5	0	1	0	1	0	0	0
Other Homicide	3	2	3	0	7	1	1	1	0	0	0	0
Assault	255	55	216	37	317	74	143	40	55	12	14	2
Sexual Offences	37	0	15	0	84	5	51	1	35	0	29	0
Robbery	37	5	19	4	29	3	1	0	5	0	0	0
All Other Offences Against the Person ^	29	8	43	10	80	22	41	14	17	1	8	0
Offences Against the Person	363	71	296	51	522	105	238	56	113	13	51	2
Unlawful Entry	305	36	272	42	325	47	98	35	17	4	6	0
Arson	10	1	0	0	2	0	5	1	1	0	0	0
Other Property Damage	233	21	152	26	183	37	72	23	22	4	9	0
Unlawful Use of Motor Vehicle	126	21	136	21	142	39	37	5	20	0	0	0
Other Theft (excl. Unlawful Entry)	513	211	449	160	625	391	217	122	80	50	30	20
Fraud	372	141	298	109	604	353	266	98	74	11	12	1
Handling Stolen Goods	146	45	121	38	279	91	100	39	19	8	7	1
Offences Against Property	1705	476	1428	396	2160	958	795	323	233	77	64	22
Metropolitan North Region												
Homicide (Murder)	3	0	1	0	2	0	0	0	0	0	0	0
Other Homicide	5	1	5	1	1	0	3	0	0	0	0	0
Assault	247	55	190	43	261	53	108	28	52	2	7	0
Sexual Offences	36	0	35	0	51	2	43	1	25	0	13	0
Robbery	33	3	32	2	16	3	7	1	1	0	0	0
All Other Offences Against the Person ^	28	5	31	9	68	20	36	10	11	7	5	0
Offences Against the Person	352	64	294	55	399	78	197	40	89	9	25	0
Unlawful Entry	309	36	363	14	298	76	52	41	9	1	2	0
Arson	4	0	0	0	1	0	2	2	0	0	0	0
Other Property Damage	236	13	162	21	155	17	45	15	17	2	3	1
Unlawful Use of Motor Vehicle	120	27	115	15	75	12	24	2	2	0	0	0
Other Theft (excl. Unlawful Entry)	542	247	504	178	586	295	212	95	51	44	24	30
Fraud	427	176	297	105	447	335	183	65	201	10	7	4
Handling Stolen Goods	185	69	154	49	252	70	82	28	6	4	3	1
Offences Against Property	1823	568	1595	382	1814	805	600	248	286	61	39	36
Metropolitan South Region												
Homicide (Murder)	0	1	0	0	3	1	1	1	1	0	1	0
Other Homicide	5	0	4	0	3	0	4	2	2	0	1	0
Assault	146	41	128	23	208	54	114	37	31	8	13	1
Sexual Offences	35	0	28	0	78	6	52	1	22	0	32	0
Robbery	59	8	37	1	31	2	2	2	2	0	0	0
All Other Offences Against the Person ^	29	7	32	10	78	19	44	10	13	3	2	1
Offences Against the Person	274	57	229	34	401	82	217	53	71	11	49	2
Unlawful Entry	308	56	474	76	310	37	53	9	9	2	1	0
Arson	3	1	1	1	3	0	0	1	2	3	1	0
Other Property Damage	193	32	137	22	166	29	63	12	17	2	2	0
Unlawful Use of Motor Vehicle	148	32	117	18	112	32	28	6	4	0	0	0
Other Theft (excl. Unlawful Entry)	430	232	441	161	516	317	195	101	48	30	18	16
Fraud	343	151	293	197	308	173	156	41	31	13	5	0
Handling Stolen Goods	152	66	132	54	162	55	69	26	15	2	4	1
Offences Against Property	1577	570	1595	529	1577	643	564	196	126	52	31	17

* Only those offenders whose age and sex were identified are included.

^ All Other Offences Against the Person includes the offence sub-divisions of Extortion and Kidnapping, Abduction and Deprivation of Liberty.

Offenders

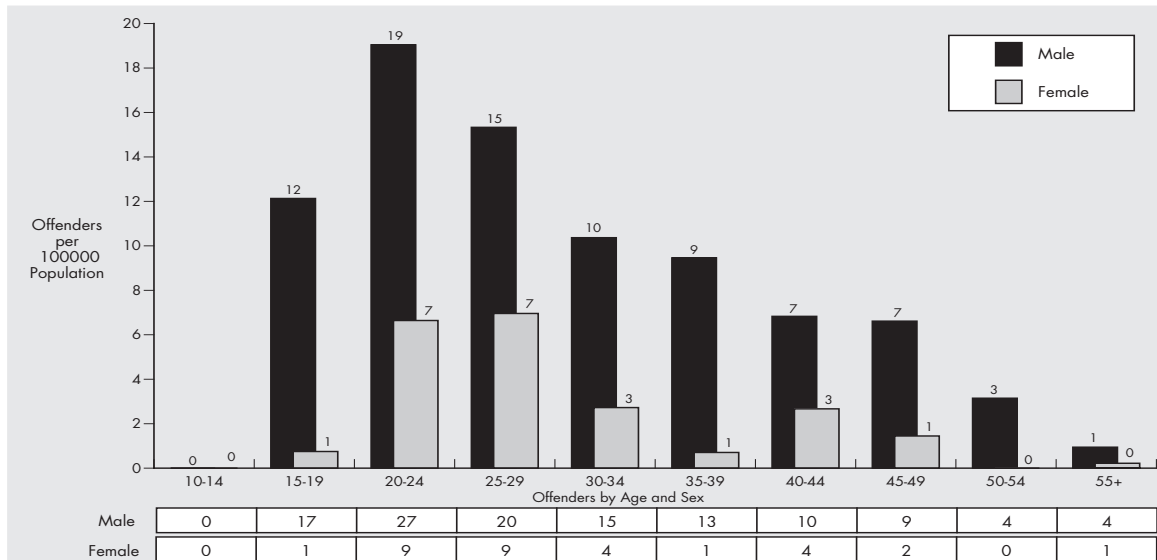
Homicide (Murder) - 2004/2005*



For all age groups, males were more likely than females to commit Homicide (Murder) with males aged fifteen to twenty-four years most likely to offend. Of those proceeded against for Homicide, 86% were male. Of

the total 72 offenders responsible for Homicide (Murder) offences, only ten were female with the majority of these aged between twenty and thirty-four.

Other Homicide - 2004/2005*



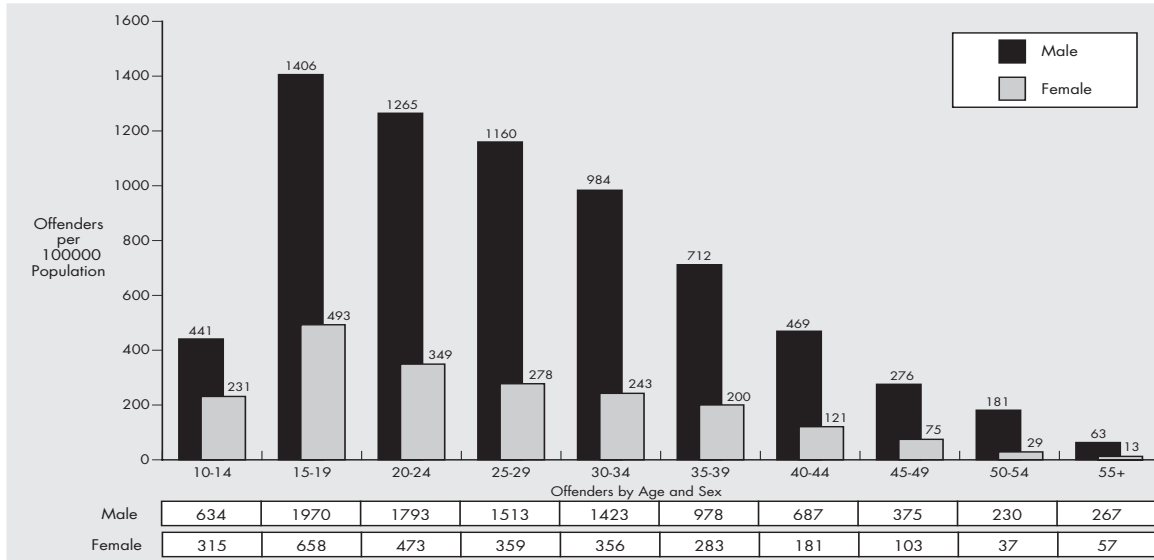
Males aged twenty to twenty-four years were most likely to commit Other Homicide offences. At every age, males committed more offences than females. In total,

only 21% of those proceeded against for Other Homicide offences were female. For both males and females the likelihood of offending decreased with age.

* Only those offenders whose age and sex were identified are included.

Offenders

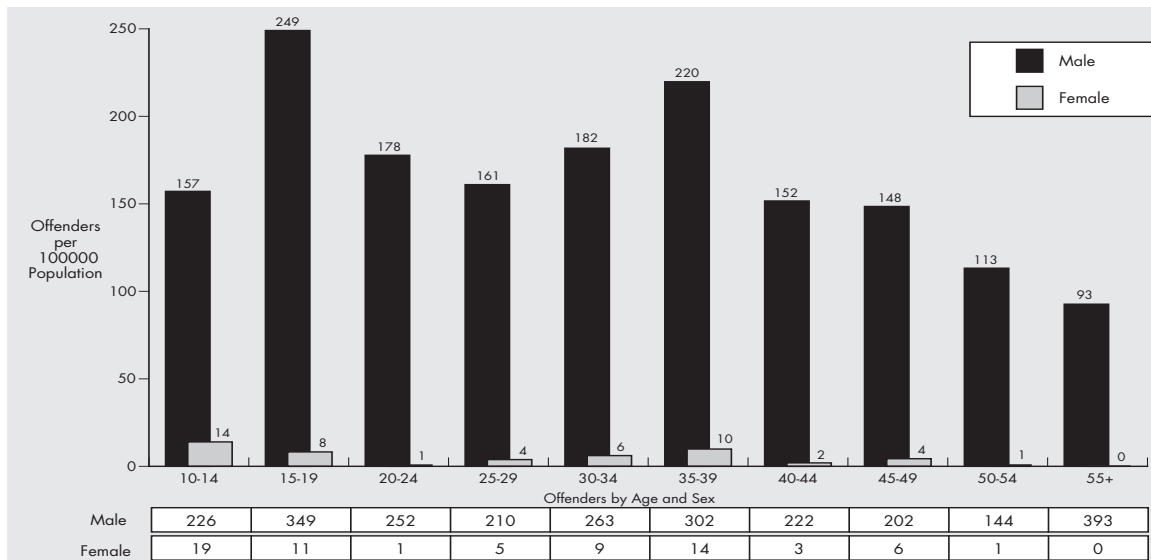
Assault - 2004/2005*



As with most offence types, the likelihood of committing Assault offences decreases with increasing age for both males and females. Approximately 78% of

offenders were male. In fact, just over 50% of offenders were male aged fifteen to thirty-four years.

Sexual Offences - 2004/2005*



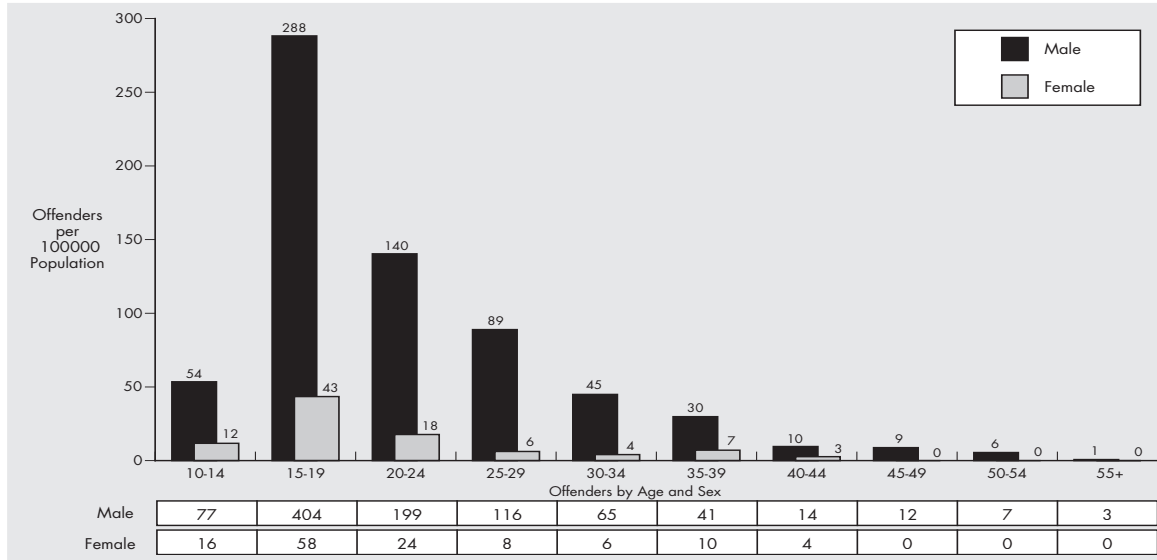
Sexual Offences are unique in that the likelihood of offending does not decrease with increasing age. In addition, most offenders, 97%, were male. During the

2004/05 financial year, there were only sixty-nine female offenders for Sexual Offences across the State.

* Only those offenders whose age and sex were identified are included.

Offenders

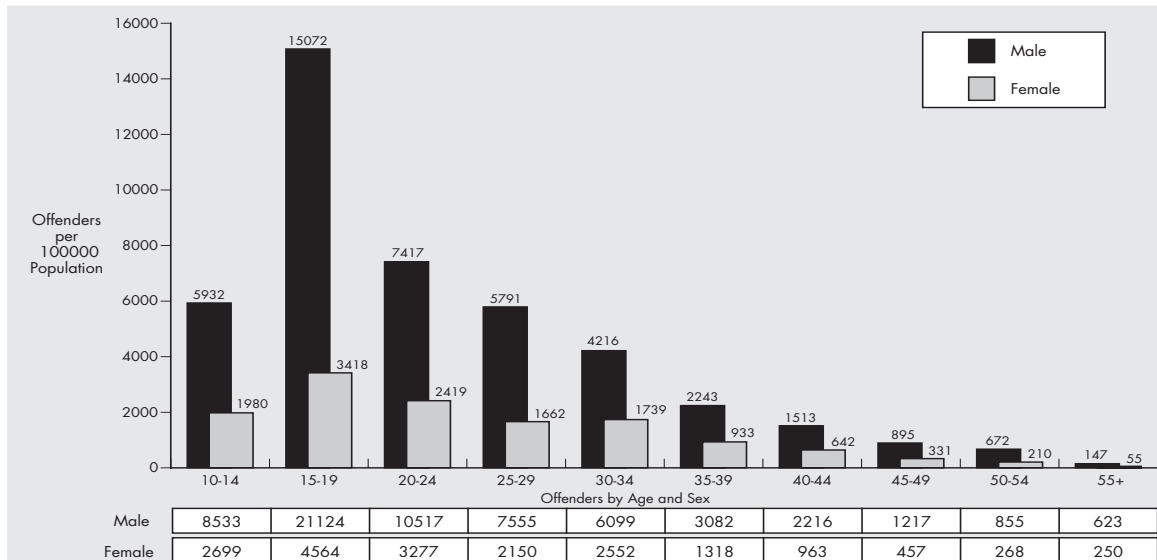
Robbery - 2004/2005*



Less than 4% of offenders were aged forty years or more and nearly all of these were male. Approximately 88% of offenders were male and those in the fifteen to

nineteen year age group were more likely to offend for both males and females. As with previous years, there were no female offenders aged greater than 44 years.

Offences Against Property - 2004/2005*



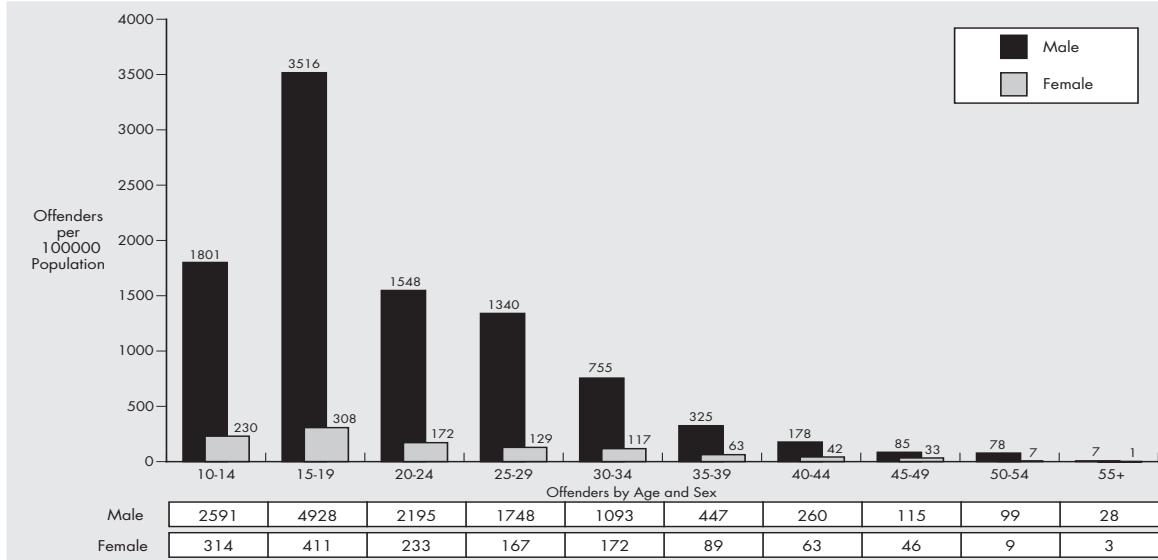
Males aged fifteen to nineteen years were almost five times more likely to commit Offences Against Property than females in the same age group. In total, only 23% of offenders were female. At every age, males were

more likely than females to offend for Offences Against Property, and the likelihood of offending decreased with increasing age.

* Only those offenders whose age and sex were identified are included.

Offenders

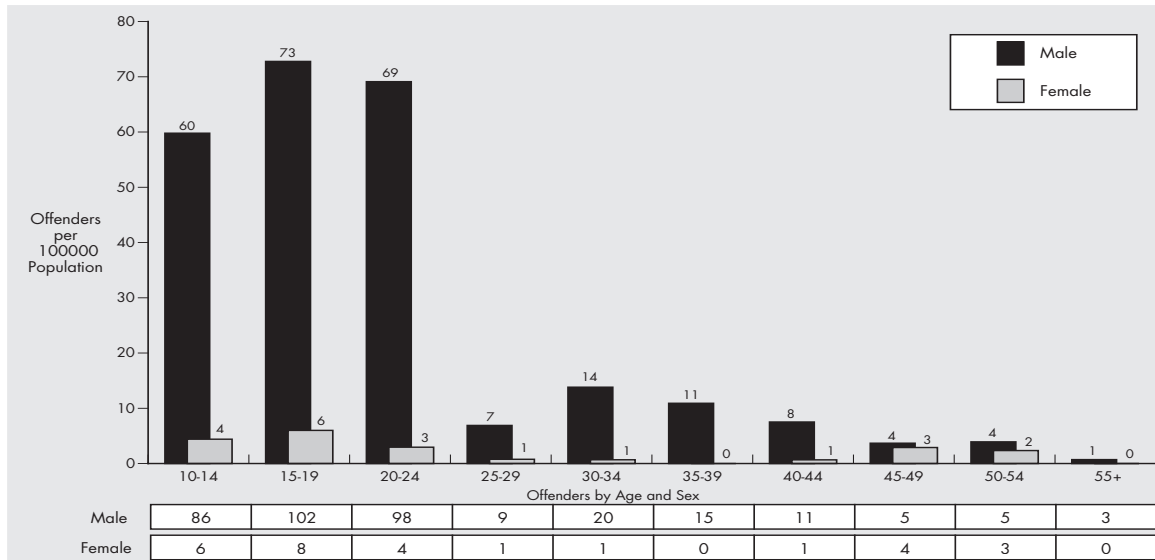
Unlawful Entry - 2004/2005*



As with most offence types, a large proportion of Unlawful Entry offenders were male aged fifteen to nineteen years (in fact, 33% of all offenders were male in this age group). Very few offences were committed by

persons in older age groups (over thirty-nine years) and only 10% of offenders were female. Approximately 76% of offenders were male aged between ten and twenty-nine years inclusive.

Arson - 2004/2005*



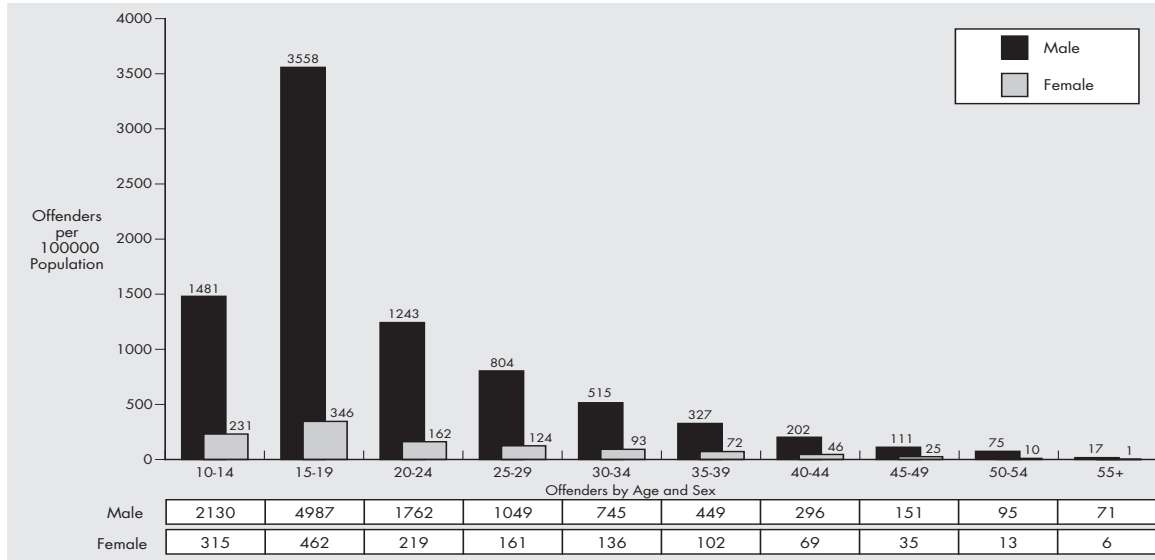
Approximately 75% of those proceeded against for Arson offences were male aged between ten and twenty-four years. While only 7% of offenders were female, the largest proportion of them were aged ten to

twenty-four years. As with most property offences, very few offenders were recorded in older age groups (over forty years).

* Only those offenders whose age and sex were identified are included.

Offenders

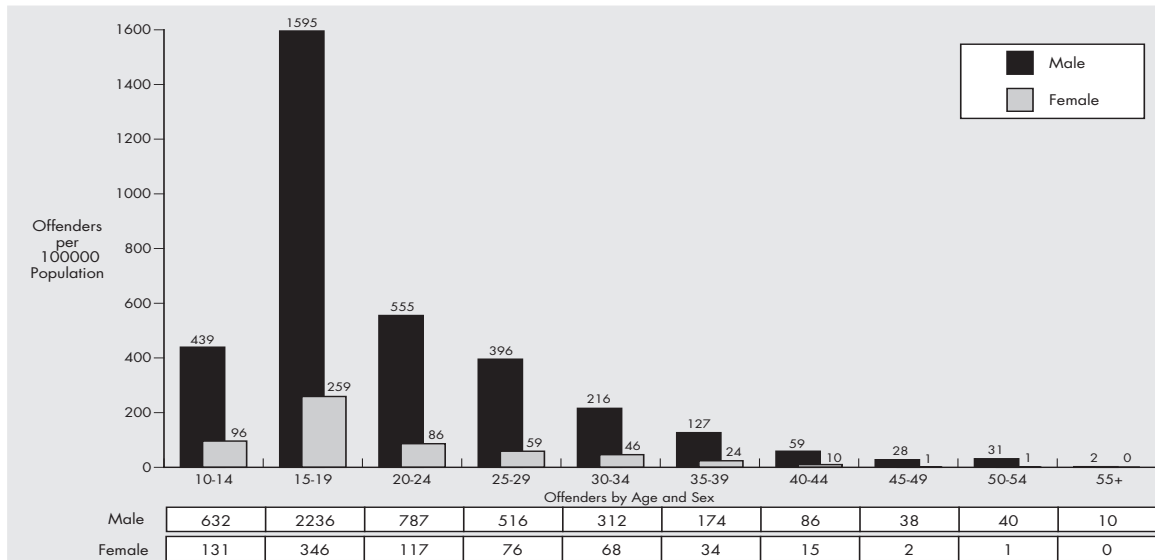
Other Property Damage - 2004/2005*



As with most Property offences, the largest proportion (38%) of Other Property Damage offenders were male aged between fifteen and nineteen years. At every age, males were more likely to offend than females (89% of

offenders were male). In addition, as with most property offences, there were very few offenders in the older age groups. In fact, 84% of offenders were aged under thirty years.

Unlawful Use of Motor Vehicle - 2004/2005*



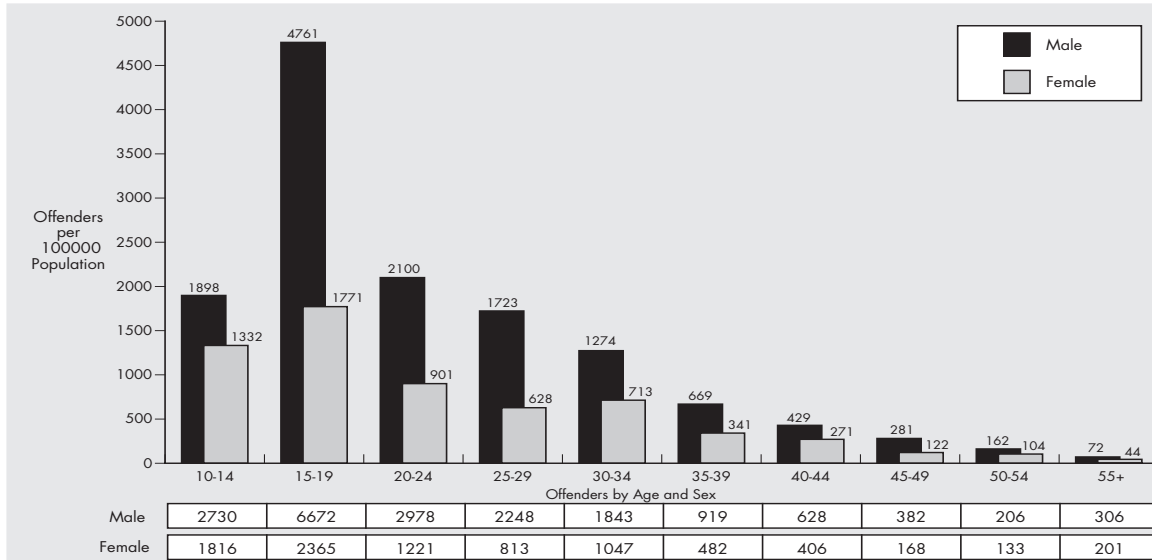
Approximately 40% of Unlawful Use of Motor Vehicle offenders were male aged fifteen to nineteen years. While only 14% of offenders were female, just under

half of them were aged fifteen to nineteen years. There were very few offenders (only 3%) in the older age groups (forty years and over).

* Only those offenders whose age and sex were identified are included.

Offenders

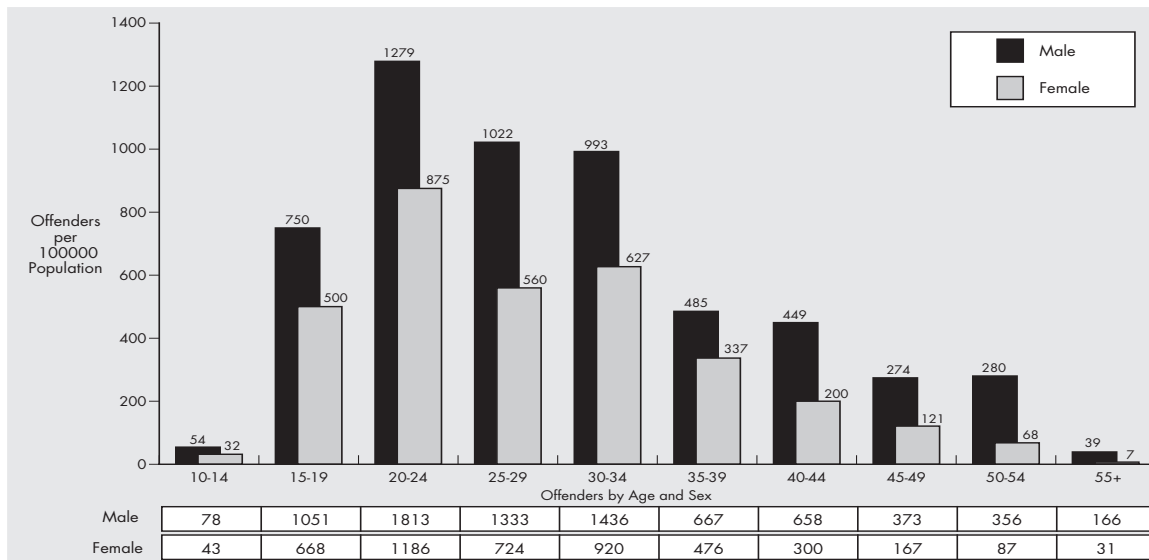
*Other Theft (excluding Unlawful Entry) - 2004/2005**



The Other Theft offence category is one of a small number of property offences committed by a substantial proportion of females. In 2004/05, 31% of offenders

proceeded against for Other Theft offences were female. Approximately 65% of offenders were in the younger age groups (under twenty-five years).

*Fraud - 2004/2005**



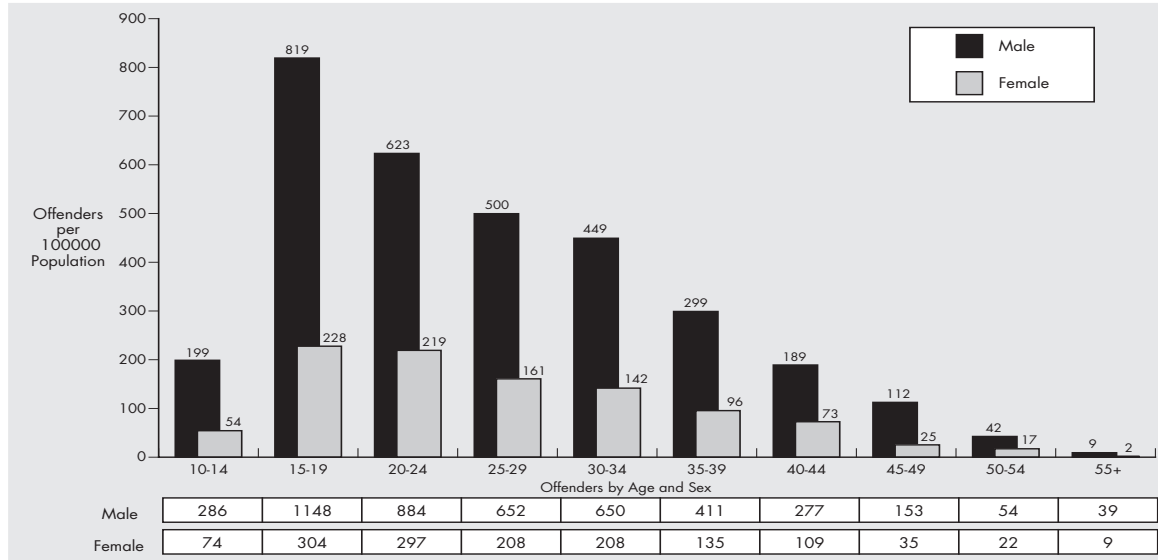
Fraud is another of the property offences for which a relatively high proportion of offenders are female. In 2004/05, 37% of those proceeded against for Fraud

were female. Males aged twenty to twenty-nine years were most likely to offend (in fact, over one-quarter were in this demographic).

* Only those offenders whose age and sex were identified are included.

Offenders

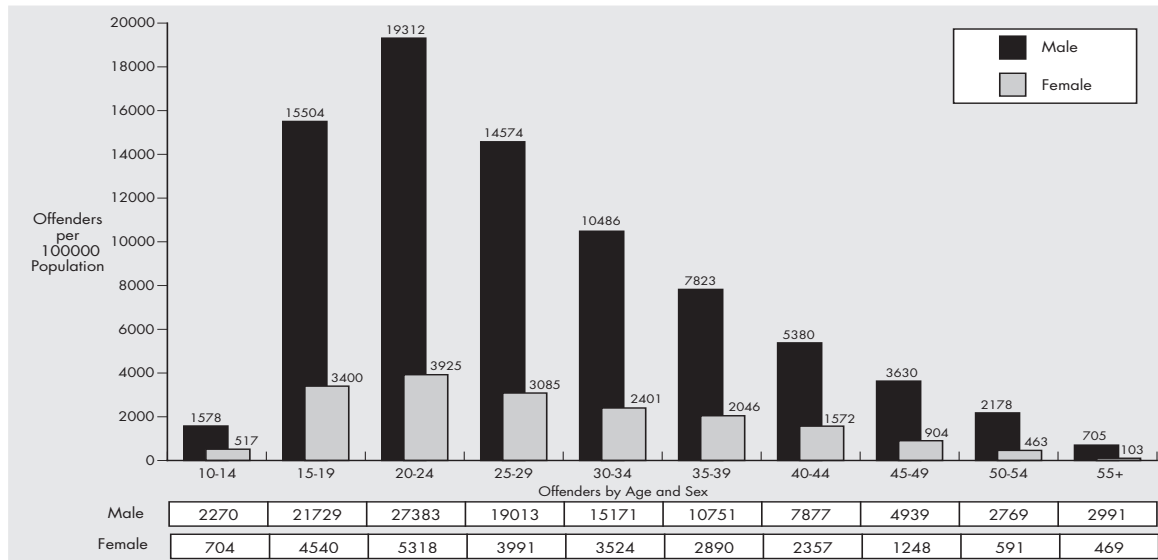
Handling Stolen Goods - 2004/2005*



In all age groups, males were more likely than females to offend for Handling Stolen Goods offences (76% were male). For both males and females, those in the fifteen to nineteen year age group were most likely to

offend compared with those in other age groups. As with most offence types, the risk of offending decreased significantly with increasing age.

Other Offences - 2004/2005*



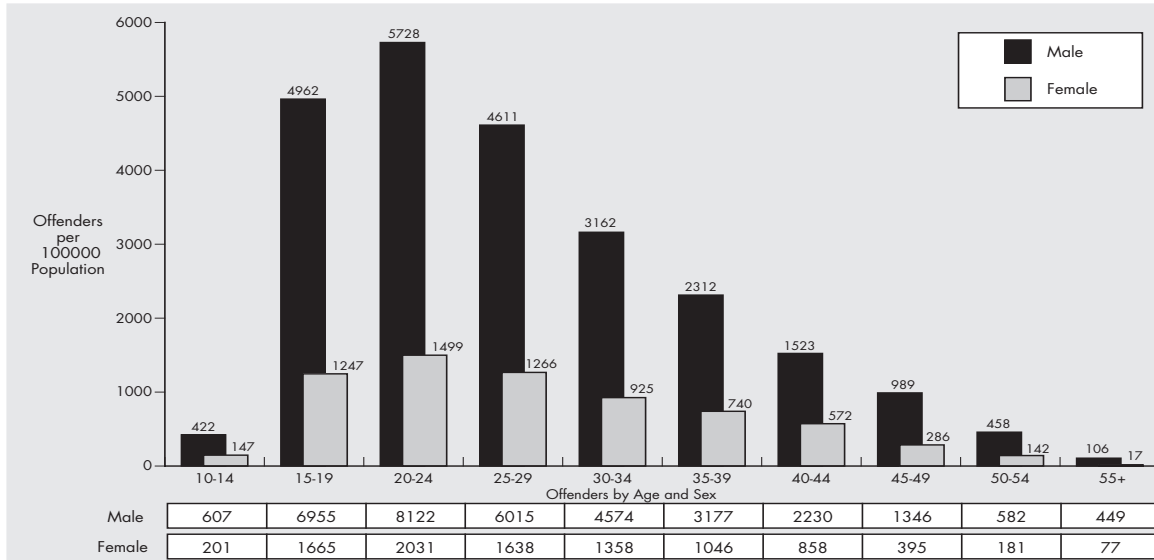
The majority (82%) of offenders for Other Offences were male, with males aged fifteen to twenty-nine years comprising 48% of offenders in 2004/05.

Approximately 60% of offenders were aged under thirty years. Females aged twenty to twenty-four years were most likely to offend.

* Only those offenders whose age and sex were identified are included.

Offenders

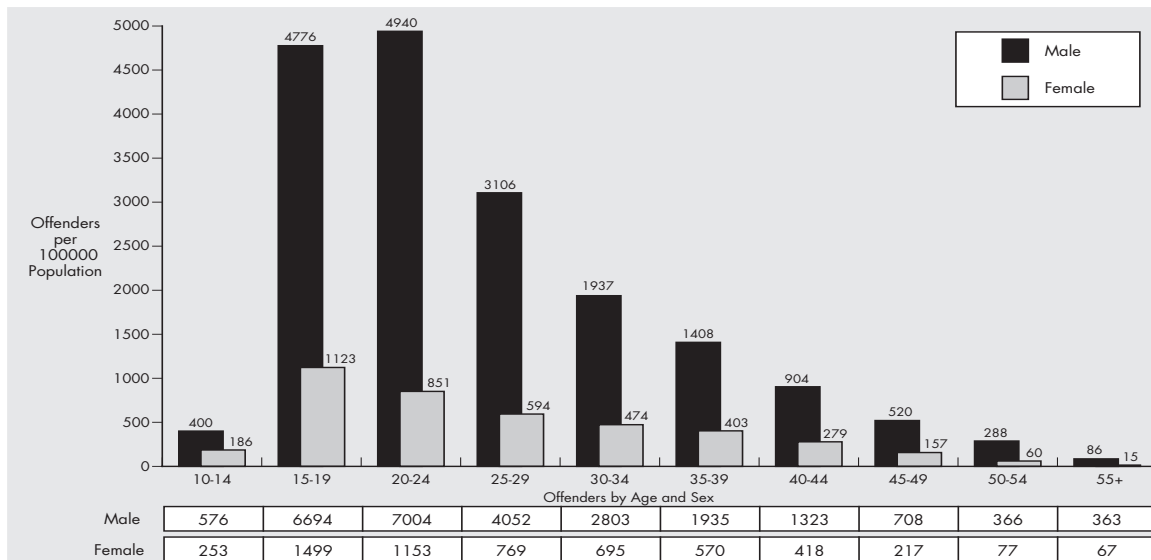
Drug Offences - 2004/2005*



Approximately 78% of those offenders for Drug Offences were male, with the majority aged between fifteen and twenty-nine years inclusive. Females in the fifteen to twenty-nine year age bracket were also more

likely to offend compared with those in other age groups. Unlike other offence categories, a sizeable proportion (14%) of offenders were aged over thirty-nine years.

Good Order Offences - 2004/2005*



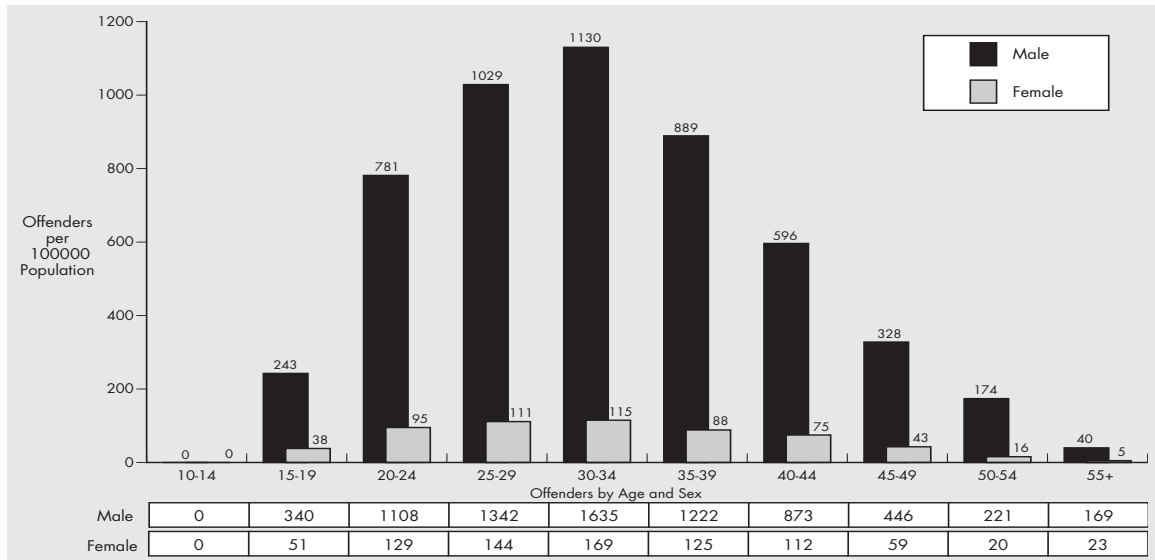
Patterns of offending for Good Order Offences are typical of those displayed in most offence categories. The majority of offenders were male (82%) with those in

the fifteen to twenty-four year age group most likely to offend (43% were in this demographic). As age increased, the likelihood of offending decreased.

* Only those offenders whose age and sex were identified are included.

Offenders

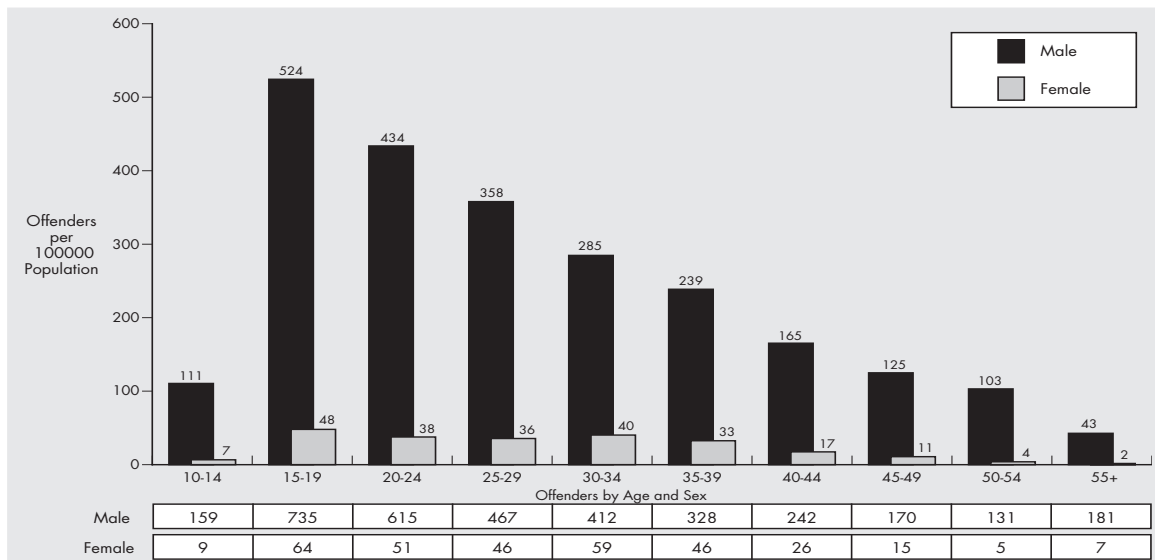
Breach Domestic Violence Protection Order - 2004/2005*



Approximately 90% of offenders for Breach of Domestic Violence Protection Orders were male and most were aged between twenty and thirty-nine years (65%).

Unlike other offence categories, a significant proportion of offenders (23%) were in the older age groups (forty years and over).

Weapons Act Offences - 2004/2005*



Approximately 91% of those actioned against for Weapons Act Offences were male and most were aged fifteen to nineteen years, although a significant proportion were aged over thirty-nine years. For

females, those in the fifteen to nineteen year age group were most likely to offend. As is evidenced in the graph above, for both males and females, the risk of offending decreased significantly as age increased.

* Only those offenders whose age and sex were identified are included.