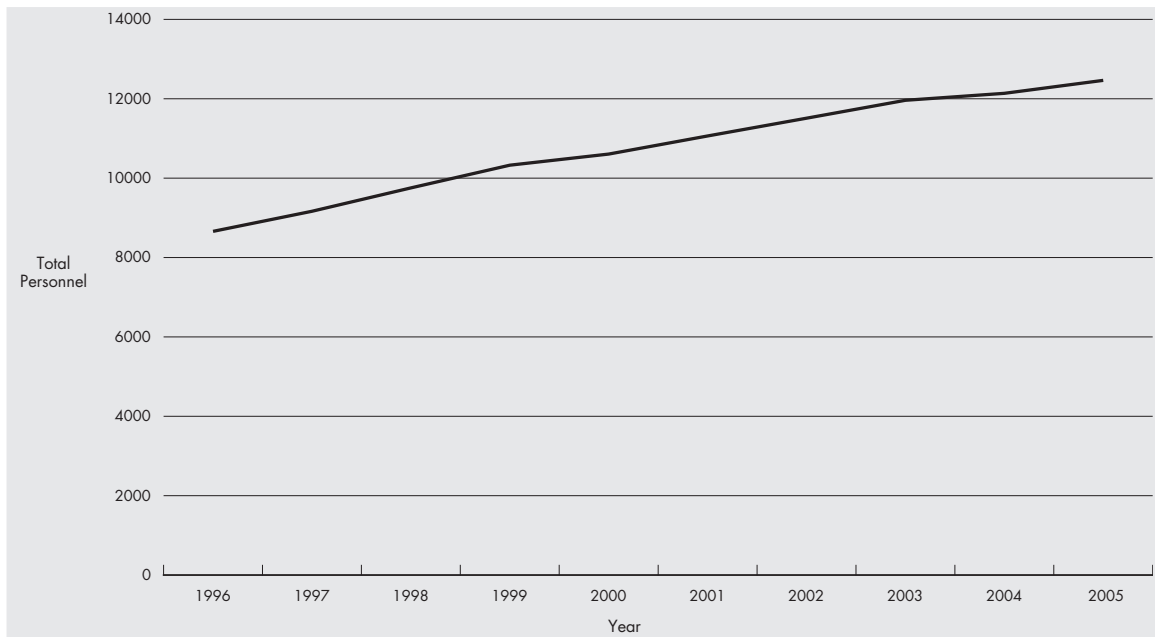


Personnel

This section provides statistics pertaining to personnel within the Queensland Police Service. All data contained in this section was provided by the Human Resource Management Branch of the Queensland Police Service, unless otherwise noted.

Total Queensland Police Service Personnel - 30 June



Personnel

Personnel by Rank/Classification at 30 June

Rank/Classification	2004			2005		
	Male	Female	Persons	Male	Female	Persons
Police Personnel						
Executive Officers	14	1	15	13	1	14
Commissioner	1	0	1	1	0	1
Deputy Commissioner	1	0	1	1	0	1
Assistant Commissioner	12	1	13	11	1	12
Commissioned Officers	298	20	318	323	21	344
Chief Superintendent	11	1	12	14	1	15
Superintendent	39	1	40	38	1	39
Inspector	248	18	266	271	19	290
Non-Commissioned Officers	2357	254	2611	2410	292	2702
Senior Sergeant	566	39	605	580	46	626
Sergeant	1791	215	2006	1830	246	2076
Constables	4177	1582	5759	4255	1696	5951
Senior Constable	2182	587	2769	2147	618	2765
Constable	1995	995	2990	2108	1078	3186
Total Police Officers	6846	1857	8703	7001	2010	9011
Recruits in Training	193	107	300	186	113	299
Total Police Personnel	7039	1964	9003	7187	2123	9310
Public Service Officers*						
Senior Executive Service/Senior Officer	18	3	21	21	3	24
Deputy Chief Executive	1	0	1	1	0	1
Director	6	1	7	8	0	8
Senior Officer	11	2	13	12	3	15
Other Officers	598	1744	2342	592	1790	2382
Administrative Officer	507	1645	2152	509	1702	2211
Technical Officer	18	19	37	18	17	35
Professional Officer	71	80	151	63	71	134
Operational Officer	2	0	2	2	0	2
Total Public Service Officers	616	1747	2363	613	1793	2406
General Employees						
Communication Room Operators	106	124	230	104	122	226
Police Liaison Officers	80	35	115	78	38	116
Assistant Watchhouse Officers	12	8	20	12	8	20
Queensland ATSI Police	11	3	14	8	2	10
Trainees - Justice Studies	6	5	11	7	3	10
Trainees - General	20	42	62	5	36	41
Pilots	7	0	7	7	0	7
General Wages Staff	116	93	209	115	99	214
Trade and Trade Related	80	1	81	81	1	82
Casual	5	16	21	5	16	21
Total Other Personnel	443	327	770	422	325	747
All Personnel						
Total All Personnel	8098	4038	12136	8222	4241	12463

* Includes temporary employees occupying Public Service positions.

Personnel

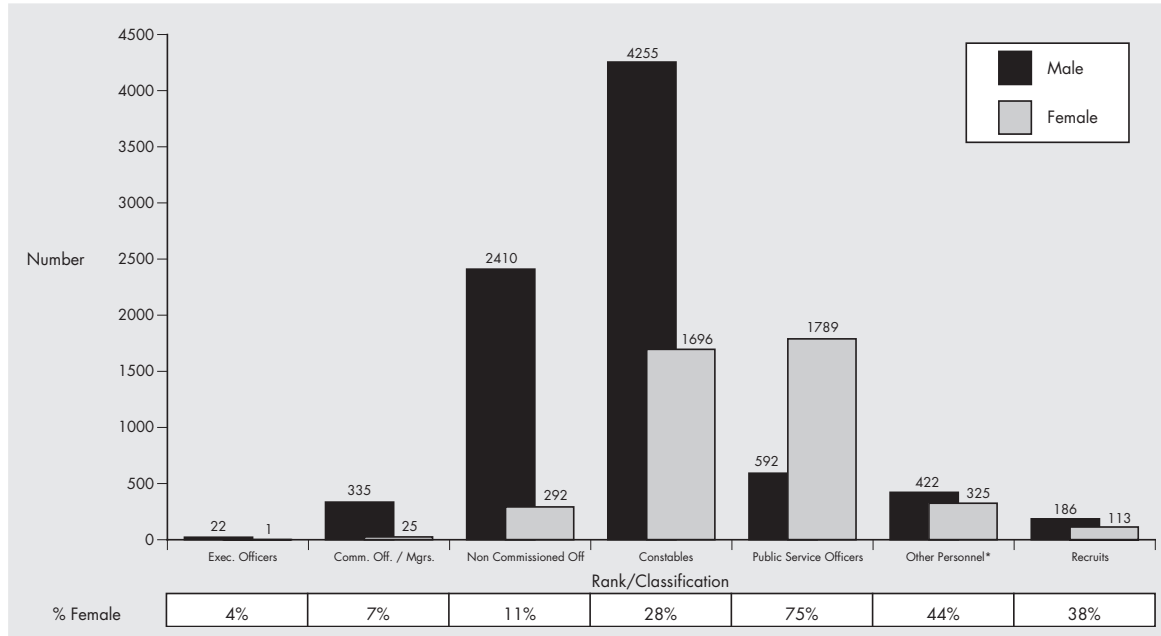
Separations by Rank/Classification - 2004/2005

Rank/Classification	Retirements				Other Separations					Total
	Compulsory	Post Age 55	VER [^]	Medical Grounds	Resignation	Death	Dismissal	Scheduled Completion	Transfer to other Govt Agencies	
Police Personnel										
Executive Officers	0	1	0	0	0	0	0	0	n/a	1
Commissioner	0	0	0	0	0	0	0	0	n/a	0
Deputy Commissioner	0	0	0	0	0	0	0	0	n/a	0
Assistant Commissioner	0	1	0	0	0	0	0	0	n/a	1
Commissioned Officers	5	12	0	1	1	0	0	0	n/a	19
Chief Superintendent	1	1	0	0	0	0	0	0	n/a	2
Superintendent	0	5	0	0	0	0	0	0	n/a	5
Inspector	4	6	0	1	1	0	0	0	n/a	12
Non-Commissioned Officers	9	23	0	17	39	1	0	0	n/a	89
Senior Sergeant	3	9	0	2	6	1	0	0	n/a	21
Sergeant	6	14	0	15	33	0	0	0	n/a	68
Constables	0	4	0	18	151	3	0	0	n/a	176
Senior Constable	0	4	0	14	56	1	0	0	n/a	75
Constable	0	0	0	4	95	2	0	0	n/a	101
Total Police Officers	14	40	0	36	191	4	0	0	n/a	285
Public Service Officers*										
Senior Executive Service/Senior Officer	n/a	2	0	0	0	0	0	0	1	3
Deputy Chief Executive	n/a	0	0	0	0	0	0	0	0	0
Director	n/a	1	0	0	0	0	0	0	0	1
Senior Officer	n/a	1	0	0	0	0	0	0	1	2
Other Officers	n/a	23	1	5	177	2	1	56	49	314
Administrative Officer	n/a	20	1	5	156	2	1	50	45	0
Technical Officer	n/a	0	0	0	6	0	0	1	0	0
Professional Officer	n/a	2	0	0	15	0	0	4	4	0
Operational Officer	n/a	1	0	0	0	0	0	1	0	0
Total Public Service Officers	n/a	25	1	5	177	2	1	56	50	317
General Employees										
Communication Room Operators	n/a	2	0	2	19	0	0	0	1	24
Police Liaison Officers	n/a	0	0	0	17	0	0	0	0	17
Assistant Watchhouse Officers	n/a	0	0	0	1	0	0	0	0	1
Queensland ATSI Police	n/a	0	0	0	3	0	0	0	0	3
Trainees - Justice Studies	n/a	0	0	0	1	0	0	0	0	1
Trainees - General	n/a	0	0	0	14	0	0	28	0	42
Pilots	n/a	0	0	0	1	0	0	0	0	1
General Wages Staff	n/a	6	0	0	21	0	0	9	0	36
Trade and Trade Related	n/a	0	0	0	11	0	0	3	0	14
Casual	n/a	0	0	0	0	0	0	0	0	0
Total Other Personnel	n/a	8	0	2	88	0	0	40	1	139
All Personnel										
Total All Personnel	14	73	1	43	456	6	1	96	51	741

* Includes temporary employees occupying Public Service positions.
[^] VER - Voluntary Early Retirement.

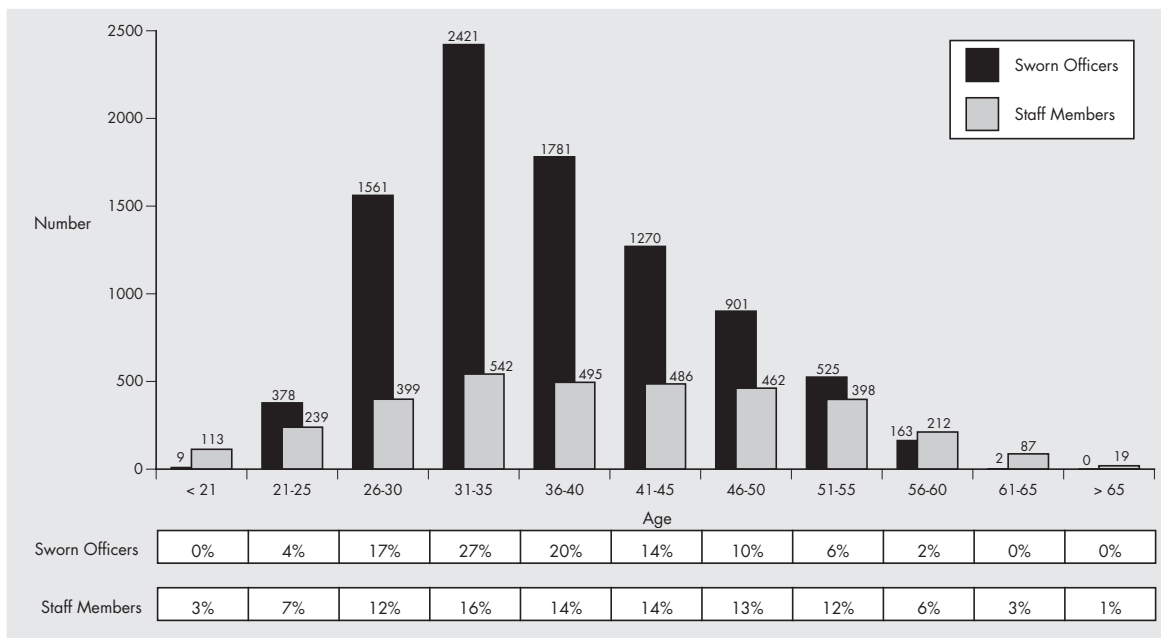
Personnel

Personnel by Gender - 30 June 2005



* Other Personnel includes Communication Room Operators, Police Liaison Officers, Assistant Watchhouse Officers, Queensland ATSI Police, Trainees, Pilots, General Wages Staff, Trade and Trade Related and Casual staff.

Personnel by Age - 30 June 2005



Note: Percentages have been rounded to the nearest whole number. Therefore, although the percentages are correct, they do not add to 100%.

Personnel

*Sworn Officers Promotions, Transfers and Review 2004/2005***

	Promotion	Transfer**	Lateral Transfer#	Disciplinary / Suspension / Stand-down+	Total
Decisions	378	227	1700	1	2306
Decisions Reviewed	78	2	1	1	82
Percent of Decisions Reviewed	20.6%	0.9%	0.1%	100.0%	3.6%
Reviews lodged	124	2	5	1	132
Upheld^	0	0	0	0	0
Dismissed^	18	2	1	1	22
Lapsed^	9	0	3	0	12
Withdrawn^	73	0	1	0	74
Re-assessed^	3	0	0	0	3
Awaiting Hearing^	21	0	0	0	21

* Disciplinary reviews restricted to Breaches of Discipline only.

** Excludes the initial allocation of Recruits.

^ Results of Reviews include some decisions of Reviews lodged during 2003/04.

Includes the Permanent Allocation of First Year Constables.

Police Recruitment Appointment by Gender

Type of Appointment	2003/04			2004/05		
	Male	Female	Total	Male	Female	Total
Sworn-In	340	146	486	394	199	593
Recruit - PROVE Program*	293	138	431	344	181	525
Recruit - PACE Program^	41	6	47	46	18	64
Other	6	2	8	4	0	4
Intake	348	175	523	405	217	622

^ PACE - Former Police Officers put through the Police Abridged Competency Education Program.

* PROVE - New recruits put through the Police Recruit Operational Vocational Education Program.