

Victims of Crime

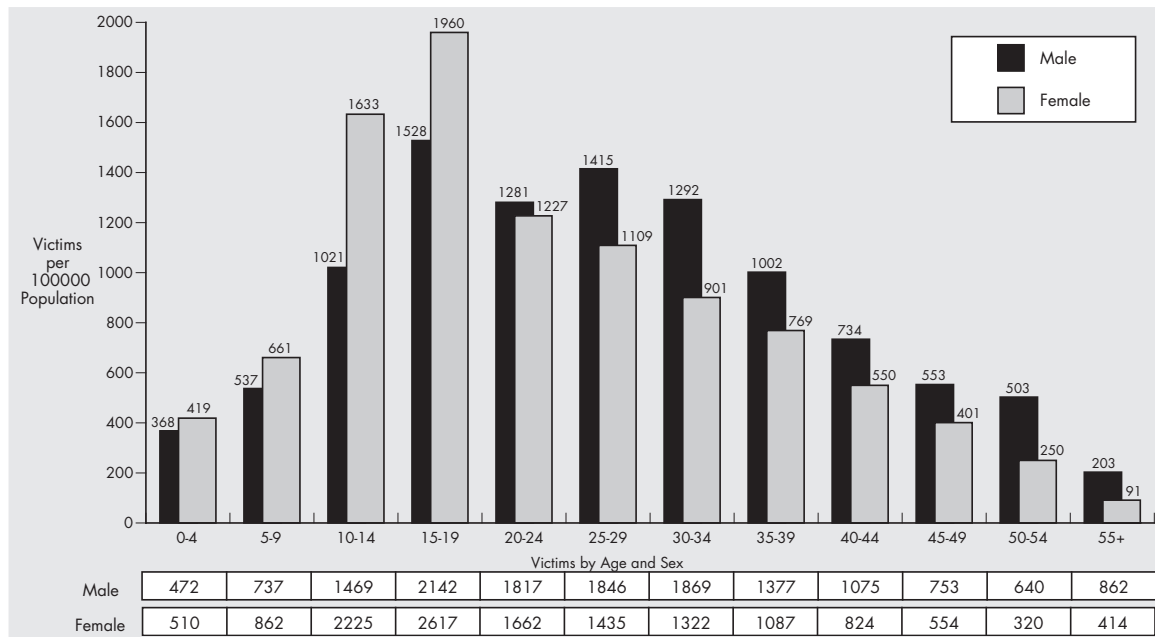
This section contains detailed information relating to victims of Offences Against the Person. They do not provide a unique victim count as one person may be counted several times if they were the victim of more than one offence.

There are several cases where the victim of an Offence Against the Person is not, according to the statistical definitions used, a person. For example, the victim of an Armed Robbery of a Bank is the banking organisation, rather than the teller, while 'Armed so as to Cause Fear or Alarm' is commonly a "Regina" offence, where the Crown is deemed to be the victim. Organisations which were the victims of crime were not included in the following tables and graphs.

As the graph below illustrates, females aged fifteen to nineteen years are the most common victims of Offences Against the Person on a per capita basis. Females aged fifty-five and over are the least victimised. During 2004/05, there were slightly more male than female victims. Fifty-two percent of victims were male, while forty-eight percent of victims were female.

The preliminary Estimated Residential Population by Sex and Age for 30 June, 2004 (Australian Bureau of Statistics Catalogue No. 3201.0) was used to calculate the number of victims per 100000 population. 'Age' refers to the victim's age on the date the offence was reported to police, rather than their age on the date the offence occurred.

Offences Against the Person - 2004/2005*



* Only those offences where the victim's age and sex were identified are included.

Victims of Crime

By Age (in years) and Sex* - 2004/2005

Offence	0 - 14		15		16		17		18		19	
	Male	Female	Male	Female	Male	Female	Male	Female	Male	Female	Male	Female
Far Northern Region												
Homicide (Murder)	0	0	0	0	0	0	0	0	0	0	0	0
Other Homicide	0	0	0	0	0	0	0	0	0	0	0	0
Attempted Murder	0	0	0	0	0	0	0	0	0	0	0	0
Conspiracy to Murder	0	0	0	0	0	0	0	0	0	0	0	0
Manslaughter (excl. by Driving)	0	0	0	0	0	0	0	0	0	0	0	0
Driving Causing Death	0	0	0	0	0	0	0	0	0	0	0	0
Assault	127	126	25	49	20	31	17	42	19	38	19	48
Grievous Assault	1	0	2	2	1	1	0	1	2	1	0	1
Serious Assault	59	52	12	21	11	15	10	30	9	18	12	22
Serious Assault (Other)	3	3	1	1	0	0	1	1	1	1	0	2
Other Assault	64	71	10	25	8	15	6	10	7	18	7	23
Sexual Offences	56	182	4	41	5	21	1	21	3	7	0	7
Rape & Attempted Rape	6	30	0	8	1	7	0	8	0	5	0	3
Other Sexual Offences	50	152	4	33	4	14	1	13	3	2	0	4
Robbery	2	2	4	1	7	1	3	2	4	0	2	4
Armed Robbery	0	0	0	0	1	0	1	0	2	0	0	2
Unarmed Robbery	2	2	4	1	6	1	2	2	2	0	2	2
Extortion	0	0	0	0	0	0	0	0	0	0	0	0
Kidnapping & Abduction	2	4	0	0	0	0	1	1	0	1	0	0
Other Offences Against the Person	118	123	5	9	2	7	2	7	1	2	3	3
Offences Against the Person	305	437	38	100	34	60	24	73	27	48	24	62
Northern Region												
Homicide (Murder)	0	0	0	0	0	0	0	0	0	0	0	0
Other Homicide	0	0	0	0	0	0	0	0	0	0	1	0
Attempted Murder	0	0	0	0	0	0	0	0	0	0	1	0
Conspiracy to Murder	0	0	0	0	0	0	0	0	0	0	0	0
Manslaughter (excl. by Driving)	0	0	0	0	0	0	0	0	0	0	0	0
Driving Causing Death	0	0	0	0	0	0	0	0	0	0	0	0
Assault	151	156	38	39	26	30	15	37	38	29	21	40
Grievous Assault	2	1	1	2	1	0	0	0	2	0	3	1
Serious Assault	62	64	18	21	18	16	8	23	24	18	11	12
Serious Assault (Other)	3	2	1	0	2	1	1	0	1	0	0	2
Other Assault	84	89	18	16	5	13	6	14	11	11	7	25
Sexual Offences	43	201	3	39	1	8	0	13	2	11	0	4
Rape & Attempted Rape	5	33	2	6	0	4	0	4	1	6	0	3
Other Sexual Offences	38	168	1	33	1	4	0	9	1	5	0	1
Robbery	5	1	0	0	3	0	3	0	4	0	1	0
Armed Robbery	0	0	0	0	0	0	0	0	2	0	1	0
Unarmed Robbery	5	1	0	0	3	0	3	0	2	0	0	0
Extortion	0	0	0	0	0	0	0	0	0	0	0	0
Kidnapping & Abduction	3	7	0	1	0	1	0	1	0	0	0	0
Other Offences Against the Person	97	92	2	7	1	2	1	3	2	4	0	4
Offences Against the Person	299	457	43	86	31	41	19	54	46	44	23	48
Central Region												
Homicide (Murder)	0	0	0	0	0	0	0	0	0	0	0	0
Other Homicide	0	2	0	0	0	0	1	0	1	0	0	0
Attempted Murder	0	2	0	0	0	0	0	0	0	0	0	0
Conspiracy to Murder	0	0	0	0	0	0	0	0	0	0	0	0
Manslaughter (excl. by Driving)	0	0	0	0	0	0	0	0	0	0	0	0
Driving Causing Death	0	0	0	0	0	0	1	0	1	0	0	0
Assault	146	84	18	35	28	20	26	34	31	30	33	35
Grievous Assault	1	1	0	0	0	0	3	1	4	0	3	0
Serious Assault	76	35	10	23	20	13	10	16	17	18	17	16
Serious Assault (Other)	2	2	0	1	1	0	3	1	1	1	1	0
Other Assault	67	46	8	11	7	7	10	16	9	11	12	19
Sexual Offences	78	204	3	53	3	35	8	17	2	10	1	11
Rape & Attempted Rape	18	34	0	11	0	13	1	6	1	6	1	5
Other Sexual Offences	60	170	3	42	3	22	7	11	1	4	0	6
Robbery	5	0	2	0	0	2	2	2	2	2	1	1
Armed Robbery	1	0	0	0	0	0	0	0	1	0	0	0
Unarmed Robbery	4	0	2	0	0	2	2	2	1	2	1	1
Extortion	0	0	0	0	0	0	0	0	0	0	0	0
Kidnapping & Abduction	2	2	1	1	0	0	0	0	0	1	0	1
Other Offences Against the Person	86	101	5	11	5	6	2	6	0	6	1	5
Offences Against the Person	317	393	29	100	36	63	39	59	36	49	36	53

* Those victims whose sex was not stated have not been included

Victims of Crime

By Age (in years) and Sex* - 2004/2005

Offence	20 - 24		25 - 29		30 - 39		40 - 49		50 & over		Not Stated	
	Male	Female	Male	Female	Male	Female	Male	Female	Male	Female	Male	Female
Far Northern Region												
Homicide (Murder)	1	0	0	0	0	0	0	0	1	0	1	0
Other Homicide	0	0	1	0	3	1	0	1	2	0	0	0
Attempted Murder	0	0	1	0	2	1	0	1	1	0	0	0
Conspiracy to Murder	0	0	0	0	0	0	0	0	0	0	0	0
Manslaughter (excl. by Driving)	0	0	0	0	0	0	0	0	0	0	0	0
Driving Causing Death	0	0	0	0	1	0	0	0	1	0	0	0
Assault	125	175	154	139	318	282	165	146	118	68	88	48
Grievous Assault	8	13	8	4	20	14	21	9	6	0	1	0
Serious Assault	60	104	56	73	92	157	58	78	60	33	13	9
Serious Assault (Other)	11	7	19	7	52	17	13	3	5	5	24	12
Other Assault	46	51	71	55	154	94	73	56	47	30	50	27
Sexual Offences	4	37	3	23	3	36	2	16	2	8	13	16
Rape & Attempted Rape	0	18	0	12	2	23	0	3	0	4	0	2
Other Sexual Offences	4	19	3	11	1	13	2	13	2	4	13	14
Robbery	13	10	8	8	10	4	7	5	8	4	2	0
Armed Robbery	3	0	1	1	5	1	4	1	4	0	1	0
Unarmed Robbery	10	10	7	7	5	3	3	4	4	4	1	0
Extortion	0	0	0	0	1	0	1	0	0	0	0	0
Kidnapping & Abduction	1	1	0	0	2	4	0	2	0	1	1	0
Other Offences Against the Person	7	8	9	10	13	23	13	14	11	8	46	45
Offences Against the Person	151	231	175	180	350	350	188	184	142	89	151	109
Northern Region												
Homicide (Murder)	0	1	1	0	1	0	1	0	1	0	0	0
Other Homicide	2	2	1	0	2	0	3	0	1	1	0	0
Attempted Murder	2	1	1	0	2	0	3	0	0	0	0	0
Conspiracy to Murder	0	0	0	0	0	0	0	0	0	0	0	0
Manslaughter (excl. by Driving)	0	0	0	0	0	0	0	0	0	0	0	0
Driving Causing Death	0	1	0	0	0	0	0	0	1	1	0	0
Assault	125	164	176	156	302	213	134	123	99	36	96	46
Grievous Assault	16	10	13	3	30	11	15	7	8	2	3	0
Serious Assault	65	87	60	73	102	113	48	80	46	21	13	10
Serious Assault (Other)	10	2	18	15	48	11	17	1	8	3	22	6
Other Assault	34	65	85	65	122	78	54	35	37	10	58	30
Sexual Offences	1	13	17	20	7	41	6	20	1	4	5	13
Rape & Attempted Rape	0	6	5	9	2	10	1	7	0	2	0	2
Other Sexual Offences	1	7	12	11	5	31	5	13	1	2	5	11
Robbery	5	6	4	1	5	6	3	3	6	2	1	0
Armed Robbery	1	0	2	0	2	2	1	3	3	1	1	0
Unarmed Robbery	4	6	2	1	3	4	2	0	3	1	0	0
Extortion	0	0	0	0	0	0	0	0	0	0	0	0
Kidnapping & Abduction	0	2	0	4	1	5	0	2	1	0	1	0
Other Offences Against the Person	5	9	12	15	20	22	10	17	18	10	38	33
Offences Against the Person	138	197	211	196	338	287	157	165	127	53	141	92
Central Region												
Homicide (Murder)	0	0	0	0	2	0	1	0	0	0	0	0
Other Homicide	1	0	3	0	2	0	2	0	2	1	1	0
Attempted Murder	1	0	1	0	2	0	1	0	1	0	1	0
Conspiracy to Murder	0	0	0	0	0	0	0	0	0	0	0	0
Manslaughter (excl. by Driving)	0	0	2	0	0	0	0	0	0	0	0	0
Driving Causing Death	0	0	0	0	0	0	1	0	1	1	0	0
Assault	135	76	141	99	257	141	142	86	121	32	68	29
Grievous Assault	13	1	9	4	19	4	11	1	9	1	1	0
Serious Assault	75	35	44	43	74	78	65	46	58	12	8	5
Serious Assault (Other)	11	6	23	14	54	7	13	7	15	2	14	6
Other Assault	36	34	65	38	110	52	53	32	39	17	45	18
Sexual Offences	7	32	4	18	3	40	5	3	5	7	5	12
Rape & Attempted Rape	1	23	1	9	0	16	0	1	1	2	0	3
Other Sexual Offences	6	9	3	9	3	24	5	2	4	5	5	9
Robbery	9	9	2	2	6	1	3	5	5	1	2	0
Armed Robbery	6	3	0	0	2	0	1	2	2	0	0	0
Unarmed Robbery	3	6	2	2	4	1	2	3	3	1	2	0
Extortion	0	0	0	0	0	0	0	0	0	0	0	0
Kidnapping & Abduction	3	3	1	2	2	3	0	2	1	1	0	0
Other Offences Against the Person	9	13	10	19	26	37	22	19	19	14	47	34
Offences Against the Person	164	133	161	140	298	222	175	115	153	56	123	75

* Those victims whose sex was not stated have not been included

Victims of Crime

By Age (in years) and Sex* - 2004/2005

Offence	0 - 14		15		16		17		18		19	
	Male	Female	Male	Female	Male	Female	Male	Female	Male	Female	Male	Female
North Coast Region												
Homicide (Murder)	0	1	0	0	0	0	0	0	1	0	0	0
Other Homicide	2	2	0	0	0	0	0	0	1	1	1	0
Attempted Murder	2	0	0	0	0	0	0	0	1	0	1	0
Conspiracy to Murder	0	0	0	0	0	0	0	0	0	0	0	0
Manslaughter (excl. by Driving)	0	2	0	0	0	0	0	0	0	0	0	0
Driving Causing Death	0	0	0	0	0	0	0	0	0	1	0	0
Assault	290	184	68	43	54	43	62	29	70	35	63	33
Grievous Assault	3	3	0	1	2	0	5	1	7	0	4	1
Serious Assault	144	85	41	23	34	26	35	14	42	17	40	12
Serious Assault (Other)	11	1	0	1	2	0	3	0	2	1	0	4
Other Assault	132	95	27	18	16	17	19	14	19	17	19	16
Sexual Offences	108	339	6	60	10	46	9	18	0	13	0	20
Rape & Attempted Rape	19	71	3	19	1	16	2	12	0	5	0	8
Other Sexual Offences	89	268	3	41	9	30	7	6	0	8	0	12
Robbery	11	3	7	1	6	2	9	1	4	3	1	3
Armed Robbery	2	1	0	0	3	1	2	0	0	0	1	0
Unarmed Robbery	9	2	7	1	3	1	7	1	4	3	0	3
Extortion	0	0	0	0	0	0	0	0	0	0	0	0
Kidnapping & Abduction	10	12	1	1	3	0	0	1	0	0	0	0
Other Offences Against the Person	166	155	3	17	2	10	2	9	4	5	6	4
Offences Against the Person	587	696	85	122	75	101	82	58	80	57	71	60
Southern Region												
Homicide (Murder)	0	0	0	0	0	0	2	0	0	0	0	0
Other Homicide	1	1	0	0	0	0	1	1	0	0	0	0
Attempted Murder	1	1	0	0	0	0	1	1	0	0	0	0
Conspiracy to Murder	0	0	0	0	0	0	0	0	0	0	0	0
Manslaughter (excl. by Driving)	0	0	0	0	0	0	0	0	0	0	0	0
Driving Causing Death	0	0	0	0	0	0	0	0	0	0	0	0
Assault	163	145	37	45	43	32	34	36	46	34	42	38
Grievous Assault	1	2	2	2	2	2	5	2	3	0	4	0
Serious Assault	91	76	29	26	29	17	20	18	30	15	27	21
Serious Assault (Other)	7	0	1	1	1	1	1	0	1	3	0	1
Other Assault	64	67	5	16	11	12	8	16	12	16	11	16
Sexual Offences	58	234	5	57	3	27	0	24	0	21	3	7
Rape & Attempted Rape	8	49	0	18	0	13	0	10	0	8	0	5
Other Sexual Offences	50	185	5	39	3	14	0	14	0	13	3	2
Robbery	9	0	2	0	6	2	1	0	8	0	3	4
Armed Robbery	0	0	1	0	2	0	0	0	2	0	0	1
Unarmed Robbery	9	0	1	0	4	2	1	0	6	0	3	3
Extortion	0	0	0	0	0	0	0	0	0	0	0	0
Kidnapping & Abduction	2	5	0	1	1	7	3	2	0	0	0	2
Other Offences Against the Person	106	87	7	18	4	12	9	9	11	6	2	4
Offences Against the Person	339	472	51	121	57	80	50	72	65	61	50	55
South Eastern Region												
Homicide (Murder)	2	0	0	0	0	0	0	0	0	0	0	0
Other Homicide	0	1	0	0	0	0	1	0	0	0	0	0
Attempted Murder	0	1	0	0	0	0	0	0	0	0	0	0
Conspiracy to Murder	0	0	0	0	0	0	0	0	0	0	0	0
Manslaughter (excl. by Driving)	0	0	0	0	0	0	0	0	0	0	0	0
Driving Causing Death	0	0	0	0	0	0	1	0	0	0	0	0
Assault	159	104	45	23	47	35	74	38	60	34	47	18
Grievous Assault	2	1	2	1	3	0	5	0	3	1	4	0
Serious Assault	79	44	32	11	28	15	51	20	40	20	31	10
Serious Assault (Other)	8	5	0	3	2	3	2	3	0	2	0	3
Other Assault	70	54	11	8	14	17	16	15	17	11	12	5
Sexual Offences	56	324	3	46	3	31	4	17	0	18	1	15
Rape & Attempted Rape	8	66	0	14	1	9	1	4	0	6	1	8
Other Sexual Offences	48	258	3	32	2	22	3	13	0	12	0	7
Robbery	13	7	10	4	11	4	25	3	18	2	12	4
Armed Robbery	2	0	3	1	1	2	10	1	5	1	4	4
Unarmed Robbery	11	7	7	3	10	2	15	2	13	1	8	0
Extortion	0	0	1	0	0	0	0	0	1	0	0	0
Kidnapping & Abduction	10	6	0	1	0	5	0	2	0	1	2	0
Other Offences Against the Person	62	57	2	9	3	6	6	6	3	6	5	9
Offences Against the Person	302	499	61	83	64	81	110	66	82	61	67	46

* Those victims whose sex was not stated have not been included.

Victims of Crime

By Age (in years) and Sex* - 2004/2005

Offence	20 - 24		25 - 29		30 - 39		40 - 49		50 & over		Not Stated	
	Male	Female	Male	Female	Male	Female	Male	Female	Male	Female	Male	Female
North Coast Region												
Homicide (Murder)	1	0	0	0	1	1	3	1	1	1	0	0
Other Homicide	0	0	0	0	5	0	6	2	0	1	0	0
Attempted Murder	0	0	0	0	3	0	5	2	0	0	0	0
Conspiracy to Murder	0	0	0	0	0	0	0	0	0	0	0	0
Manslaughter (excl. by Driving)	0	0	0	0	1	0	1	0	0	0	0	0
Driving Causing Death	0	0	0	0	1	0	0	0	0	1	0	0
Assault	208	158	222	141	438	250	298	145	180	56	104	28
Grievous Assault	15	1	18	2	26	2	28	4	6	3	3	0
Serious Assault	141	92	97	71	162	126	111	75	92	20	11	6
Serious Assault (Other)	8	9	24	12	53	14	46	9	17	3	31	8
Other Assault	44	56	83	56	197	108	113	57	65	30	59	14
Sexual Offences	4	66	9	25	7	62	3	22	0	12	3	24
Rape & Attempted Rape	1	25	4	13	3	30	0	9	0	2	0	2
Other Sexual Offences	3	41	5	12	4	32	3	13	0	10	3	22
Robbery	8	6	13	6	8	5	6	6	8	7	1	0
Armed Robbery	3	2	4	2	3	2	1	2	5	0	0	0
Unarmed Robbery	5	4	9	4	5	3	5	4	3	7	1	0
Extortion	0	0	0	0	0	0	1	2	1	1	0	0
Kidnapping & Abduction	0	3	1	4	2	3	3	4	3	0	1	0
Other Offences Against the Person	17	24	20	29	48	67	43	52	93	33	51	33
Offences Against the Person	238	257	265	205	509	388	363	234	286	111	160	85
Southern Region												
Homicide (Murder)	0	1	0	1	1	0	0	0	1	1	0	0
Other Homicide	3	2	3	2	4	0	1	1	0	1	0	0
Attempted Murder	2	1	3	1	4	0	0	0	0	0	0	0
Conspiracy to Murder	0	0	0	0	0	0	0	0	0	0	0	0
Manslaughter (excl. by Driving)	1	0	0	0	0	0	0	0	0	0	0	0
Driving Causing Death	0	1	0	1	0	0	1	1	0	1	0	0
Assault	155	107	184	117	284	158	146	87	118	62	74	20
Grievous Assault	8	4	7	1	17	4	5	1	5	3	1	0
Serious Assault	98	53	60	59	108	76	61	43	60	23	12	2
Serious Assault (Other)	12	6	43	15	55	9	12	8	14	16	16	3
Other Assault	37	44	74	42	104	69	68	35	39	20	45	15
Sexual Offences	3	36	10	29	4	34	4	19	0	9	1	11
Rape & Attempted Rape	1	14	1	11	0	10	0	8	0	3	0	3
Other Sexual Offences	2	22	9	18	4	24	4	11	0	6	1	8
Robbery	16	5	9	3	11	6	5	4	7	6	1	0
Armed Robbery	5	1	3	0	4	2	3	3	1	1	1	0
Unarmed Robbery	11	4	6	3	7	4	2	1	6	5	0	0
Extortion	0	0	2	0	0	0	0	0	1	0	0	0
Kidnapping & Abduction	0	1	0	1	3	6	0	5	1	0	1	1
Other Offences Against the Person	19	27	15	24	35	45	32	26	22	12	67	57
Offences Against the Person	196	179	223	177	342	249	188	142	150	91	144	89
South Eastern Region												
Homicide (Murder)	0	0	1	0	3	1	0	1	1	2	0	0
Other Homicide	3	2	0	0	4	0	3	1	3	0	1	1
Attempted Murder	2	0	0	0	4	0	2	1	1	0	1	1
Conspiracy to Murder	0	0	0	0	0	0	0	0	0	0	0	0
Manslaughter (excl. by Driving)	0	0	0	0	0	0	1	0	1	0	0	0
Driving Causing Death	1	2	0	0	0	0	0	0	1	0	0	0
Assault	278	143	226	131	455	245	264	132	187	71	85	33
Grievous Assault	16	4	17	3	24	6	21	3	12	3	2	0
Serious Assault	158	62	85	64	166	122	114	71	83	33	15	4
Serious Assault (Other)	25	9	30	14	52	17	16	6	17	10	15	6
Other Assault	79	68	94	50	213	100	113	52	75	25	53	23
Sexual Offences	2	54	10	28	1	38	2	18	4	6	9	14
Rape & Attempted Rape	0	21	4	10	0	24	1	10	0	3	0	1
Other Sexual Offences	2	33	6	18	1	14	1	8	4	3	9	13
Robbery	49	11	22	8	30	14	11	7	23	18	7	5
Armed Robbery	26	3	10	2	10	4	2	3	14	5	3	2
Unarmed Robbery	23	8	12	6	20	10	9	4	9	13	4	3
Extortion	2	0	2	0	5	0	2	1	2	1	0	1
Kidnapping & Abduction	3	7	0	10	4	5	1	3	1	3	0	2
Other Offences Against the Person	25	35	20	30	57	58	39	40	39	37	19	16
Offences Against the Person	362	252	281	207	559	361	322	203	260	138	121	72

* Those victims whose sex was not stated have not been included.

Victims of Crime

By Age (in years) and Sex* - 2004/2005

Offence	0 - 14		15		16		17		18		19	
	Male	Female	Male	Female	Male	Female	Male	Female	Male	Female	Male	Female
Metropolitan North Region												
Homicide (Murder)	0	0	0	0	0	0	0	0	0	0	0	0
Other Homicide	0	0	0	0	0	0	0	0	0	0	0	0
Attempted Murder	0	0	0	0	0	0	0	0	0	0	0	0
Conspiracy to Murder	0	0	0	0	0	0	0	0	0	0	0	0
Manslaughter (excl. by Driving)	0	0	0	0	0	0	0	0	0	0	0	0
Driving Causing Death	0	0	0	0	0	0	0	0	0	0	0	0
Assault	103	70	22	18	24	25	32	27	56	31	64	30
Grievous Assault	3	0	1	0	0	0	2	0	5	0	4	1
Serious Assault	51	22	11	8	14	11	23	11	34	7	41	14
Serious Assault (Other)	3	2	0	1	1	0	1	0	1	2	2	3
Other Assault	46	46	10	9	9	14	6	16	16	22	17	12
Sexual Offences	32	142	6	41	1	15	1	12	2	19	1	19
Rape & Attempted Rape	2	24	1	14	0	4	1	4	1	7	0	4
Other Sexual Offences	30	118	5	27	1	11	0	8	1	12	1	15
Robbery	9	3	3	3	6	1	6	3	13	2	8	5
Armed Robbery	3	0	1	2	3	0	1	2	3	0	3	0
Unarmed Robbery	6	3	2	1	3	1	5	1	10	2	5	5
Extortion	0	0	1	0	0	0	1	0	0	0	0	0
Kidnapping & Abduction	15	16	1	1	0	3	1	3	0	2	1	2
Other Offences Against the Person	65	62	5	8	2	14	4	7	2	4	5	5
Offences Against the Person	224	293	38	71	33	58	45	52	73	58	79	61
Metropolitan South Region												
Homicide (Murder)	1	0	0	0	0	0	0	0	0	0	0	0
Other Homicide	1	1	0	0	0	0	0	0	3	0	2	0
Attempted Murder	0	1	0	0	0	0	0	0	1	0	0	0
Conspiracy to Murder	0	0	0	0	0	0	0	0	0	0	0	0
Manslaughter (excl. by Driving)	1	0	0	0	0	0	0	0	0	0	0	0
Driving Causing Death	0	0	0	0	0	0	0	0	2	0	2	0
Assault	153	94	45	19	48	23	35	13	35	25	48	15
Grievous Assault	1	0	2	0	3	0	1	0	1	2	2	1
Serious Assault	69	37	27	10	26	10	23	10	26	8	31	10
Serious Assault (Other)	4	4	1	0	3	2	1	0	1	1	4	0
Other Assault	79	53	15	9	16	11	10	3	7	14	11	4
Sexual Offences	61	177	6	28	5	23	3	15	1	14	4	12
Rape & Attempted Rape	4	19	4	4	0	6	1	8	1	5	0	5
Other Sexual Offences	57	158	2	24	5	17	2	7	0	9	4	7
Robbery	17	6	14	4	15	4	14	3	13	1	17	2
Armed Robbery	1	0	7	1	5	0	4	0	4	0	5	0
Unarmed Robbery	16	6	7	3	10	4	10	3	9	1	12	2
Extortion	0	0	0	0	0	0	0	0	0	0	0	0
Kidnapping & Abduction	9	9	1	2	2	4	0	0	0	0	3	2
Other Offences Against the Person	63	63	6	9	7	10	4	13	3	10	5	2
Offences Against the Person	305	350	72	62	77	64	56	44	55	50	79	33
Queensland												
Homicide (Murder)	3	1	0	0	0	0	2	0	1	0	0	0
Other Homicide	4	7	0	0	0	0	3	1	5	1	4	0
Attempted Murder	3	5	0	0	0	0	1	1	2	0	2	0
Conspiracy to Murder	0	0	0	0	0	0	0	0	0	0	0	0
Manslaughter (excl. by Driving)	1	2	0	0	0	0	0	0	0	0	0	0
Driving Causing Death	0	0	0	0	0	0	2	0	3	1	2	0
Assault	1292	963	298	271	290	239	295	256	355	256	337	257
Grievous Assault	14	8	10	8	12	3	21	5	27	4	24	5
Serious Assault	631	415	180	143	180	123	180	142	222	121	210	117
Serious Assault (Other)	41	19	4	8	12	7	13	5	8	11	7	15
Other Assault	606	521	104	112	86	106	81	104	98	120	96	120
Sexual Offences	492	1803	36	365	31	206	26	137	10	113	10	95
Rape & Attempted Rape	70	326	10	94	3	72	6	56	4	48	2	41
Other Sexual Offences	422	1477	26	271	28	134	20	81	6	65	8	54
Robbery	71	22	42	13	54	16	63	14	66	10	45	23
Armed Robbery	9	1	12	4	15	3	18	3	19	1	14	7
Unarmed Robbery	62	21	30	9	39	13	45	11	47	9	31	16
Extortion	0	0	2	0	0	0	1	0	1	0	0	0
Kidnapping & Abduction	53	61	4	8	6	20	5	10	0	5	6	7
Other Offences Against the Person	763	740	35	88	26	67	30	60	26	43	27	36
Offences Against the Person	2678	3597	417	745	407	548	425	478	464	428	429	418

* Those victims whose sex was not stated have not been included.

Victims of Crime

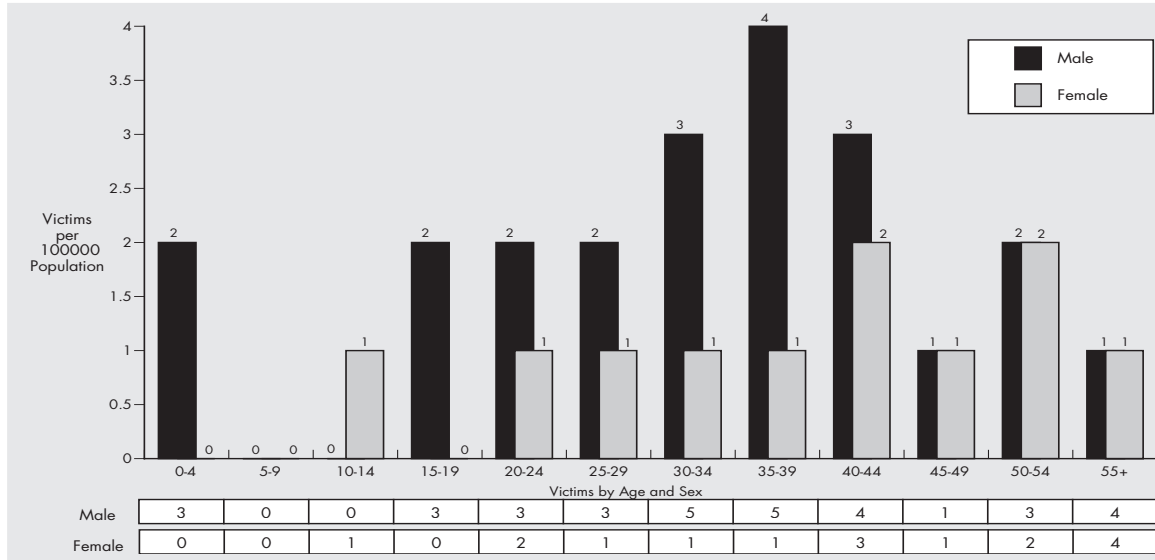
By Age (in years) and Sex* - 2004/2005

Offence	20 - 24		25 - 29		30 - 39		40 - 49		50 & over		Not Stated	
	Male	Female	Male	Female	Male	Female	Male	Female	Male	Female	Male	Female
Metropolitan North Region												
Homicide (Murder)	1	0	0	0	2	0	0	0	1	1	1	0
Other Homicide	1	1	1	0	1	2	1	3	1	1	1	0
Attempted Murder	1	0	1	0	1	1	1	1	3	1	1	0
Conspiracy to Murder	0	0	0	0	0	0	0	0	0	0	0	0
Manslaughter (excl. by Driving)	0	0	0	0	0	1	0	0	0	0	0	0
Driving Causing Death	0	1	0	0	0	0	1	0	0	0	0	0
Assault	272	105	273	117	390	161	194	72	138	37	117	23
Grievous Assault	17	2	11	1	10	5	7	1	7	0	2	0
Serious Assault	168	54	96	43	154	52	67	24	70	15	20	3
Serious Assault (Other)	13	9	38	15	47	16	27	10	13	2	20	7
Other Assault	74	40	128	58	179	88	93	37	48	20	75	13
Sexual Offences	2	64	1	43	9	43	3	20	7	6	6	18
Rape & Attempted Rape	1	19	1	12	4	16	2	5	2	1	0	4
Other Sexual Offences	1	45	0	31	5	27	1	15	5	5	6	14
Robbery	33	14	27	8	28	12	7	10	9	16	5	2
Armed Robbery	9	3	7	1	7	2	1	5	0	2	1	0
Unarmed Robbery	24	11	20	7	21	10	6	5	9	14	4	2
Extortion	0	0	0	0	2	1	0	0	0	1	0	0
Kidnapping & Abduction	0	3	3	2	1	3	1	4	2	2	0	2
Other Offences Against the Person	25	40	30	23	50	51	26	39	47	19	24	15
Offences Against the Person	334	227	335	193	483	273	233	146	207	83	154	60
Metropolitan South Region												
Homicide (Murder)	0	0	1	0	0	0	0	2	1	1	0	0
Other Homicide	1	2	2	3	2	0	2	2	3	1	1	0
Attempted Murder	1	1	1	3	2	0	2	2	2	1	1	0
Conspiracy to Murder	0	0	0	0	0	0	0	0	0	0	0	0
Manslaughter (excl. by Driving)	0	0	0	0	0	0	0	0	0	0	0	0
Driving Causing Death	0	1	1	0	0	0	0	0	1	0	0	0
Assault	166	104	146	78	278	159	160	109	123	62	92	36
Grievous Assault	17	1	7	3	24	5	3	5	7	1	2	0
Serious Assault	77	52	68	23	100	69	79	52	59	33	18	2
Serious Assault (Other)	8	9	13	9	44	16	18	6	10	8	19	7
Other Assault	64	42	58	43	110	69	60	46	47	20	53	27
Sexual Offences	6	38	4	16	8	42	1	19	2	13	5	17
Rape & Attempted Rape	4	11	0	6	1	12	0	10	0	6	1	0
Other Sexual Offences	2	27	4	10	7	30	1	9	2	7	4	17
Robbery	38	10	18	10	34	15	12	19	19	17	2	0
Armed Robbery	21	5	8	3	16	3	9	8	9	6	2	0
Unarmed Robbery	17	5	10	7	18	12	3	11	10	11	0	0
Extortion	3	0	0	0	1	1	1	0	2	0	0	0
Kidnapping & Abduction	2	6	2	3	1	5	0	5	0	1	1	0
Other Offences Against the Person	18	26	22	27	43	57	26	33	27	18	28	28
Offences Against the Person	234	186	195	137	367	279	202	189	177	113	129	81
Queensland												
Homicide (Murder)	3	2	3	1	10	2	5	4	7	6	2	0
Other Homicide	11	9	11	5	23	3	19	8	14	6	4	1
Attempted Murder	9	3	8	4	20	2	14	7	8	2	4	1
Conspiracy to Murder	0	0	0	0	0	0	0	0	0	0	0	0
Manslaughter (excl. by Driving)	1	0	2	0	1	1	2	0	1	0	0	0
Driving Causing Death	1	6	1	1	2	0	3	1	5	4	0	0
Assault	1464	1032	1522	978	2722	1609	1503	900	1084	424	724	263
Grievous Assault	110	36	90	21	170	51	111	31	60	13	15	0
Serious Assault	842	539	566	449	958	793	603	469	528	190	110	41
Serious Assault (Other)	98	57	208	101	405	107	162	50	99	49	161	55
Other Assault	414	400	658	407	1189	658	627	350	397	172	438	167
Sexual Offences	29	340	58	202	42	336	26	137	21	65	47	125
Rape & Attempted Rape	8	137	16	82	12	141	4	53	3	23	1	17
Other Sexual Offences	21	203	42	120	30	195	22	84	18	42	46	108
Robbery	171	71	103	46	132	63	54	59	85	71	21	7
Armed Robbery	74	17	35	9	49	16	22	27	38	15	9	2
Unarmed Robbery	97	54	68	37	83	47	32	32	47	56	12	5
Extortion	5	0	4	0	9	2	5	3	6	3	0	1
Kidnapping & Abduction	9	26	7	26	16	34	5	27	9	8	5	5
Other Offences Against the Person	125	182	138	177	292	360	211	240	276	151	320	261
Offences Against the Person	1817	1662	1846	1435	3246	2409	1828	1378	1502	734	1123	663

* Those victims whose sex was not stated have not been included.

Victims of Crime

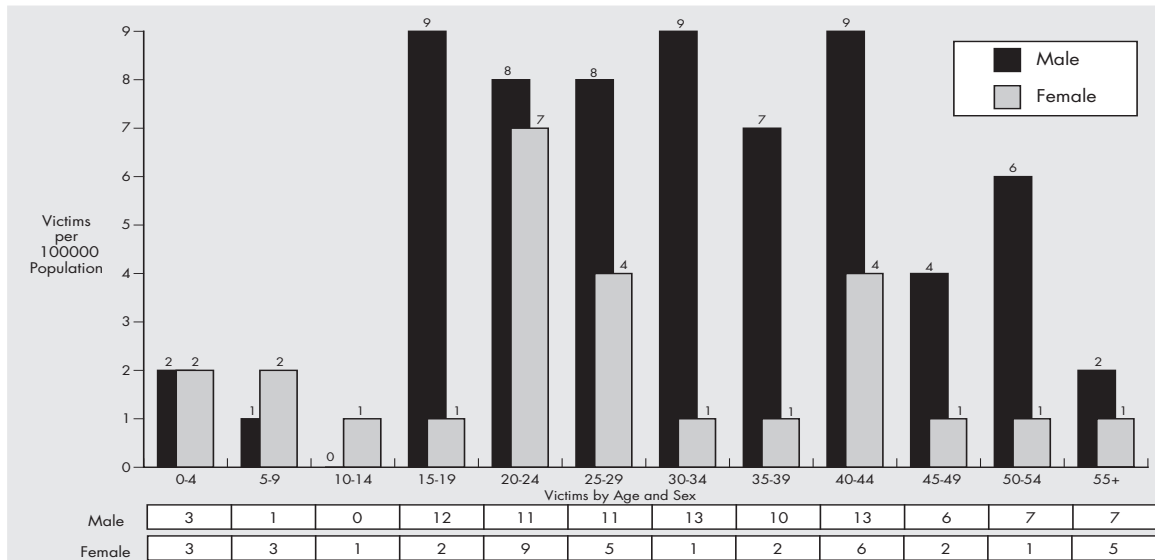
Homicide (Murder) - 2004/2005*



Low rates of victimisation for Homicide (Murder) offences mean that rates fluctuate across age groups and from year to year. In 2004/05, males (aged

thirty-five to thirty-nine years) were most likely to be victims of Homicide. Overall, 68% of victims were male. There were no victims in the five to nine year age group.

Other Homicide - 2004/2005*



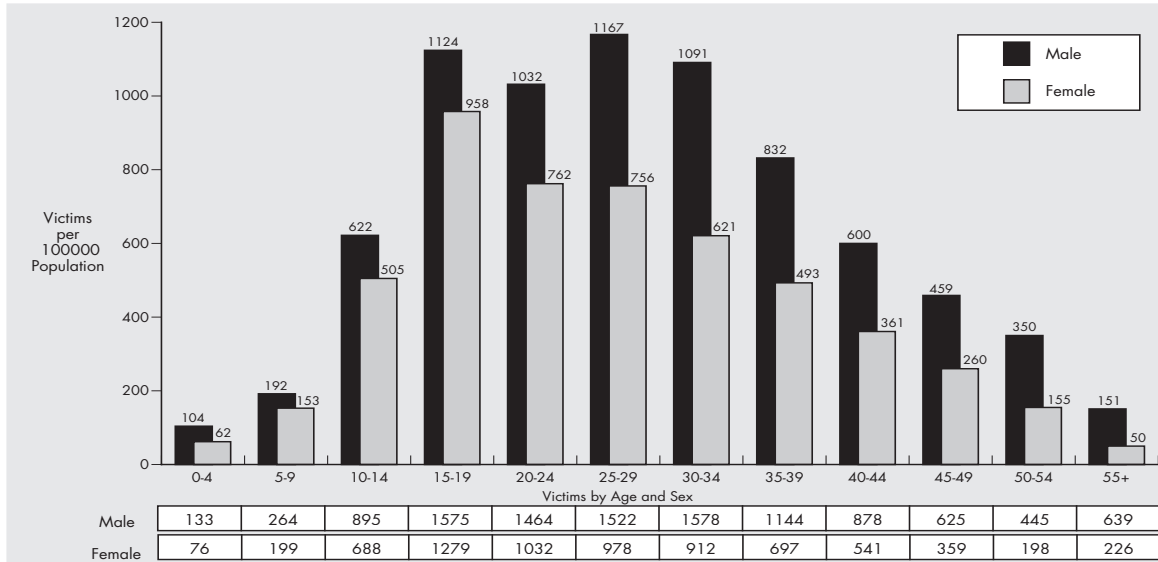
Other Homicide offences are also subject to fluctuations across age groups and from year to year as a result of low rates of victimisation. Males aged fifteen to forty-four were most likely to be victims. Overall,

70% of victims were male. Of all female victims, those aged twenty to twenty-four years were most likely to be victims of Other Homicide.

* Only those offences where the victim's age and sex were identified are included.

Victims of Crime

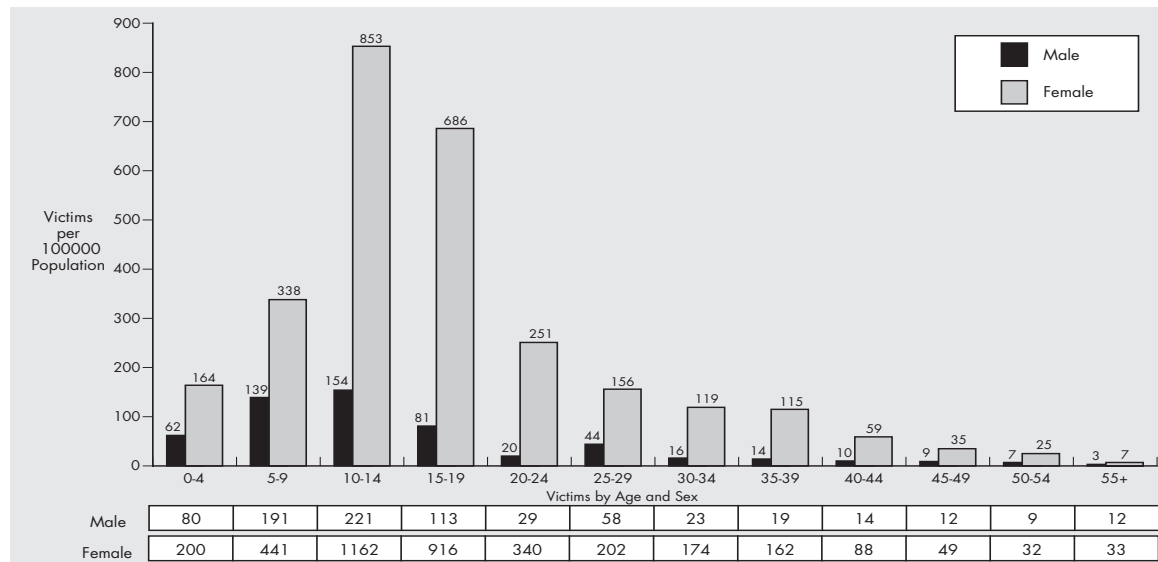
Assault - 2004/2005*



At every age, males were more likely to be victims of Assault than females (61% of victims were male). Males aged twenty-five to twenty-nine years were most likely to be victims. More females aged fifteen to

nineteen years were victims compared with females in other age groups. The likelihood of being a victim of Assault decreased with increasing age as is evidenced in the graph above.

Sexual Offences - 2004/2005*



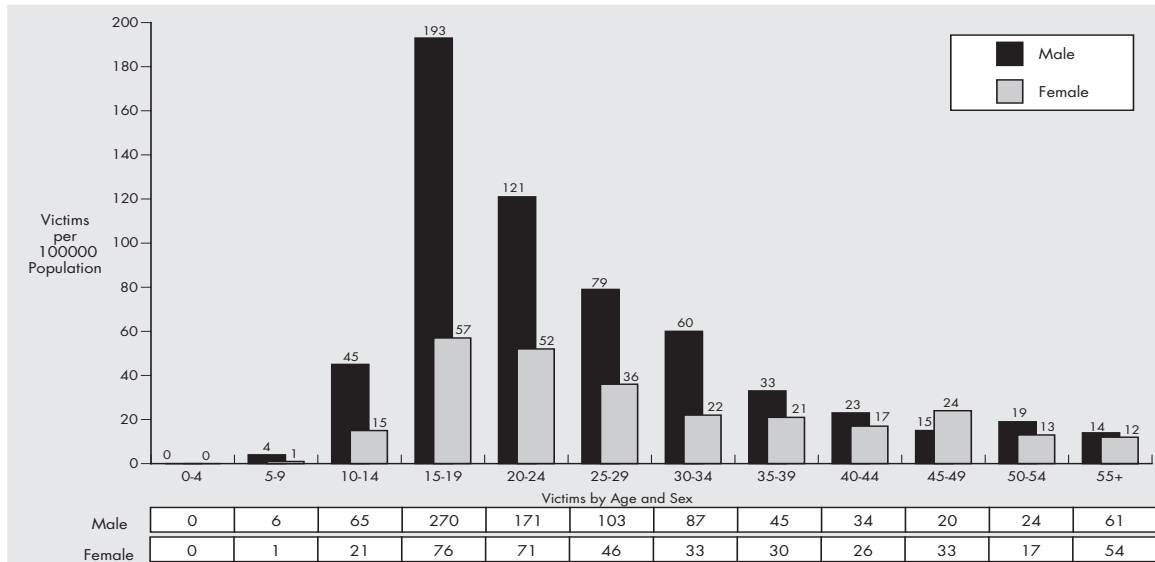
The offence category of Sexual Offences is unique in that the number of female victims far outweighs the number of male victims (83% of victims were female). At every age, females were significantly more likely to

be victims than males with females in the ten to fourteen year age group the most likely. In fact, at this age females were five times more likely to be victims of Sexual Offences than males.

* Only those offences where the victim's age and sex were identified are included.

Victims of Crime

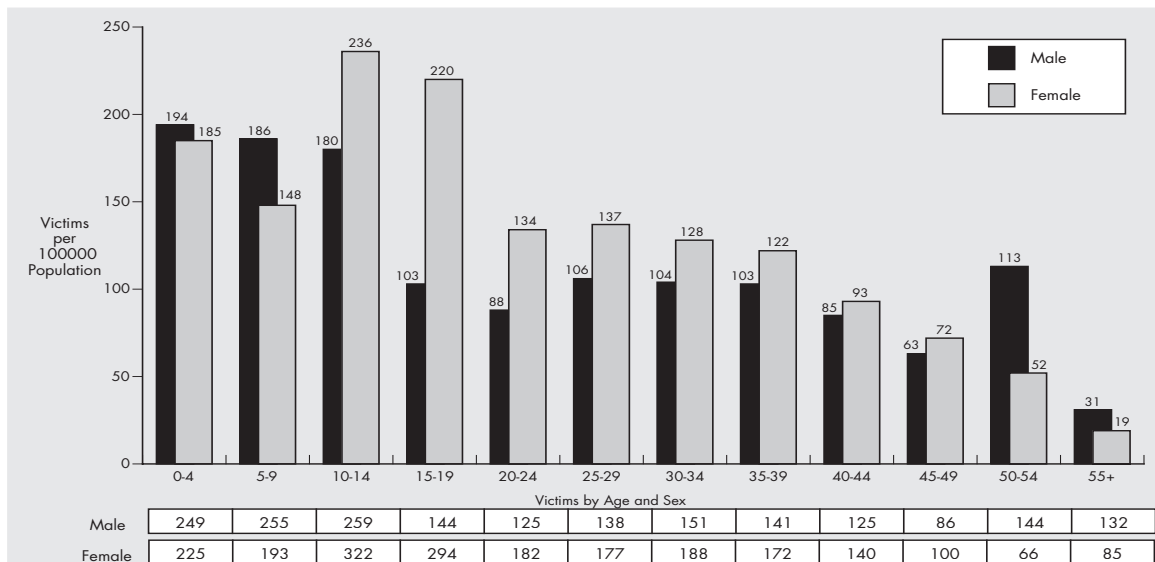
Robbery - 2004/2005*



As with most other person offence types, males were significantly more likely to be victims of Robbery than females (68% of victims were male). Males aged fifteen to nineteen years were most likely to be victims. After

the age of nineteen years, the likelihood of being a victim decreased significantly with increasing age. Note that Robbery is unique in that a large proportion of victims are companies not individuals.

Other Offences Against the Person - 2004/2005*



Other Offences Against the Person is an amalgam of a number of different offence types including Ill Treatment of Children, Stalking, Armed to Cause Fear, etc. This offence category, like Sexual Offences, is unique in that females are more likely to be victims than males.

Females aged ten to nineteen years are the most likely victims of this offence type. The likelihood of being a victim decreases after the age of fourteen years, another reason why this offence category is unique.

* Only those offences where the victim's age and sex were identified are included.