

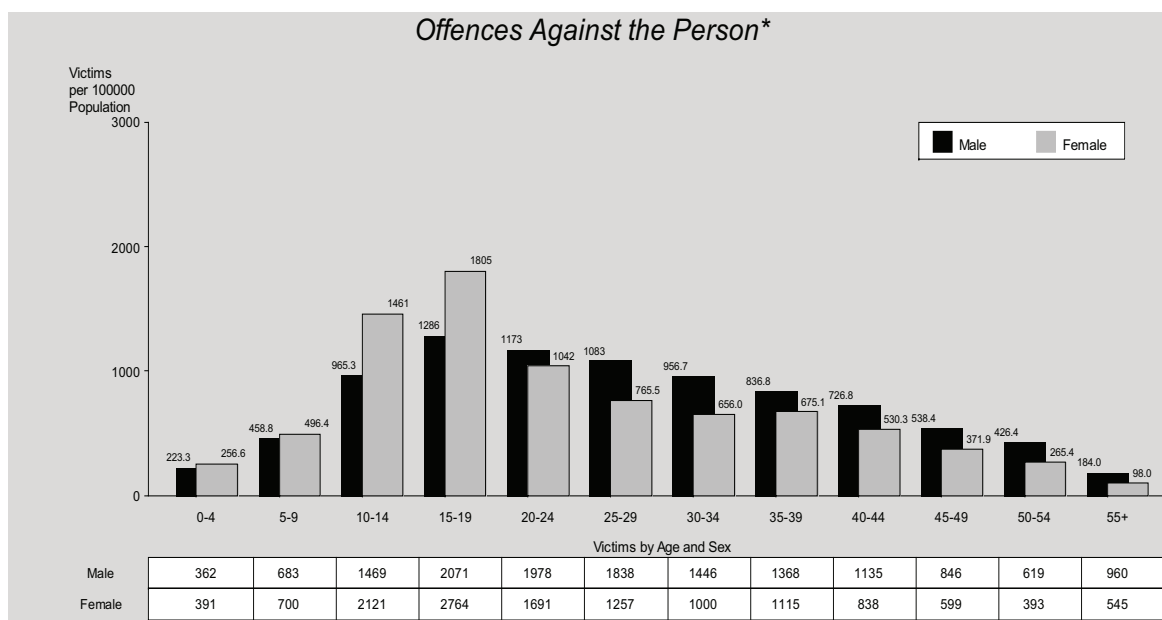
# Victims of Crime

This section contains detailed information relating to victims of offences against the person. They do not provide a unique victim count as one person may be counted several times if they were the victim of more than one offence.

There are several cases where the victim of an offence against the person is not, according to the statistical definitions used, a person. For example, the victim of an armed robbery of a bank is the banking organisation, rather than the teller, while ‘armed so as to cause fear or alarm’ is commonly a “Regina” offence, where the Crown is deemed to be the victim. Organisations which were the victims of crime were not included in the following tables and graphs.

As the graph below illustrates, females aged fifteen to nineteen years are the most common victims of offences against the person on a per capita basis. Females aged fifty-five and over are the least victimised. During 2010/11, there were slightly more male than female victims. Fifty-three percent of victims were male, while forty-seven percent of victims were female.

The Australian Bureau of Statistics’ *Population by Age and Sex, Australian States and Territories, June 2010 (3201.0)* was used to calculate the number of victims per 100,000 persons. ‘Age’ refers to the victim’s age on the date the offence was reported to police, rather than their age on the date the offence occurred.



\* Only those offences where the victim’s age and sex were identified are included.

# Victims of Crime

by Age and Sex - 2010/11\*

Offence	0-14		15		16		17		18		19	
	Male	Female	Male	Female	Male	Female	Male	Female	Male	Female	Male	Female
<b>Far Northern Region</b>												
<b>Homicide (Murder)</b>	0	0	0	0	0	0	0	0	0	0	0	0
<b>Other Homicide</b>	0	0	0	0	0	0	0	0	0	0	0	0
Attempted Murder	0	0	0	0	0	0	0	0	0	0	0	0
Conspiracy to Murder	0	0	0	0	0	0	0	0	0	0	0	0
Manslaughter (excl. by driving)	0	0	0	0	0	0	0	0	0	0	0	0
Driving Causing Death	0	0	0	0	0	0	0	0	0	0	0	0
<b>Assault</b>	168	180	30	42	32	39	36	41	32	46	26	42
Grievous Assault	2	1	1	2	2	2	1	2	2	1	4	0
Serious Assault	71	76	12	17	16	19	23	23	20	24	12	26
Serious Assault (Other)	5	4	1	2	2	0	2	1	1	2	2	1
Common Assault	90	99	16	21	12	18	10	15	9	19	8	15
<b>Sexual Offences</b>	94	167	5	73	3	23	1	12	4	10	0	8
Rape and Attempted Rape	19	27	2	13	0	8	0	6	1	4	0	2
Other Sexual Offences	75	140	3	60	3	15	1	6	3	6	0	6
<b>Robbery</b>	8	1	0	0	0	2	4	0	2	2	3	0
Armed Robbery	0	0	0	0	0	0	0	0	0	0	1	0
Unarmed Robbery	8	1	0	0	0	2	4	0	2	2	2	0
<b>Other Offences Against the Person</b>	68	53	2	1	6	2	2	1	3	1	1	1
Kidnapping & Abduction etc.	6	4	0	0	0	0	0	0	0	0	0	1
Extortion	0	0	0	0	0	0	0	0	0	0	0	0
Stalking	0	2	0	0	0	1	0	1	0	0	0	0
Life Endangering Acts	62	47	2	1	6	1	2	0	3	1	1	0
<b>Offences Against the Person</b>	338	401	37	116	41	66	43	54	41	59	30	51
<b>Northern Region</b>												
<b>Homicide (Murder)</b>	1	0	0	0	0	0	0	0	0	0	0	1
<b>Other Homicide</b>	0	0	0	0	0	0	0	0	0	0	0	0
Attempted Murder	0	0	0	0	0	0	0	0	0	0	0	0
Conspiracy to Murder	0	0	0	0	0	0	0	0	0	0	0	0
Manslaughter (excl. by driving)	0	0	0	0	0	0	0	0	0	0	0	0
Driving Causing Death	0	0	0	0	0	0	0	0	0	0	0	0
<b>Assault</b>	149	149	28	51	37	53	25	19	26	37	12	39
Grievous Assault	4	0	0	1	1	2	1	1	3	1	5	3
Serious Assault	75	73	16	28	19	29	12	12	13	20	6	28
Serious Assault (Other)	3	2	2	1	1	0	1	0	0	1	0	0
Common Assault	67	74	10	21	16	22	11	6	10	15	1	8
<b>Sexual Offences</b>	43	167	4	50	2	30	4	13	2	13	0	9
Rape and Attempted Rape	5	25	0	11	0	10	1	5	0	9	0	5
Other Sexual Offences	38	142	4	39	2	20	3	8	2	4	0	4
<b>Robbery</b>	5	1	2	0	1	2	4	0	3	0	3	1
Armed Robbery	1	0	0	0	1	1	1	0	0	0	1	0
Unarmed Robbery	4	1	2	0	0	1	3	0	3	0	2	1
<b>Other Offences Against the Person</b>	47	59	2	7	1	5	2	2	5	4	2	1
Kidnapping & Abduction etc.	0	3	1	0	0	2	0	0	0	0	0	0
Extortion	0	0	0	0	0	0	0	0	0	0	0	0
Stalking	0	2	0	2	0	0	0	0	1	0	0	1
Life Endangering Acts	47	54	1	5	1	3	2	2	4	4	2	0
<b>Offences Against the Person</b>	245	376	36	108	41	90	35	34	36	54	17	51
<b>Central Region</b>												
<b>Homicide (Murder)</b>	2	0	0	0	0	0	0	0	0	0	0	0
<b>Other Homicide</b>	0	0	0	0	0	0	0	1	0	0	0	0
Attempted Murder	0	0	0	0	0	0	0	1	0	0	0	0
Conspiracy to Murder	0	0	0	0	0	0	0	0	0	0	0	0
Manslaughter (excl. by driving)	0	0	0	0	0	0	0	0	0	0	0	0
Driving Causing Death	0	0	0	0	0	0	0	0	0	0	0	0
<b>Assault</b>	127	137	23	42	31	28	36	25	40	27	39	25
Grievous Assault	4	2	1	0	2	0	2	0	0	0	4	1
Serious Assault	46	67	11	25	19	17	17	14	25	14	24	11
Serious Assault (Other)	6	7	1	1	0	1	3	0	1	0	0	2
Common Assault	71	61	10	16	10	10	14	11	14	13	11	11
<b>Sexual Offences</b>	37	161	7	45	6	14	2	15	1	10	0	24
Rape and Attempted Rape	4	29	0	9	1	6	1	8	1	7	0	7
Other Sexual Offences	33	132	7	36	5	8	1	7	0	3	0	17
<b>Robbery</b>	1	0	3	2	1	0	2	0	5	1	3	1
Armed Robbery	0	0	0	0	0	0	1	0	1	0	0	0
Unarmed Robbery	1	0	3	2	1	0	1	0	4	1	3	1
<b>Other Offences Against the Person</b>	35	44	1	8	1	3	0	2	1	3	1	2
Kidnapping & Abduction etc.	1	5	0	2	0	0	0	0	0	1	0	0
Extortion	0	0	0	0	0	0	0	0	0	0	0	0
Stalking	0	0	0	1	0	2	0	2	1	1	0	1
Life Endangering Acts	34	39	1	5	1	1	0	0	0	1	1	1
<b>Offences Against the Person</b>	202	342	34	97	39	45	40	43	47	41	43	52

\* Those victims whose sex was not stated have not been included.

# Victims of Crime

by Age and Sex - 2010/11\*

Offence	20-24		25-29		30-39		40-49		50 & over		Not Stated	
	Male	Female	Male	Female	Male	Female	Male	Female	Male	Female	Male	Female
<b>Far Northern Region</b>												
<b>Homicide (Murder)</b>	0	2	0	1	0	1	2	0	0	0	0	0
<b>Other Homicide</b>	0	1	0	0	1	0	0	0	0	0	0	0
Attempted Murder	0	1	0	0	0	0	0	0	0	0	0	0
Conspiracy to Murder	0	0	0	0	0	0	0	0	0	0	0	0
Manslaughter (excl. by driving)	0	0	0	0	1	0	0	0	0	0	0	0
Driving Causing Death	0	0	0	0	0	0	0	0	0	0	0	0
<b>Assault</b>	134	193	148	143	258	250	175	163	163	100	1	0
Grievous Assault	7	7	6	5	20	8	14	4	9	1	0	0
Serious Assault	75	118	50	79	104	120	75	69	56	32	0	0
Serious Assault (Other)	9	7	19	9	33	20	25	26	35	28	0	0
Common Assault	43	61	73	50	101	102	61	64	63	39	1	0
<b>Sexual Offences</b>	1	54	3	20	1	36	2	22	2	8	0	0
Rape and Attempted Rape	1	25	1	8	0	12	2	11	0	1	0	0
Other Sexual Offences	0	29	2	12	1	24	0	11	2	7	0	0
<b>Robbery</b>	9	8	8	1	4	3	8	8	4	3	0	0
Armed Robbery	3	1	4	0	2	0	3	1	3	0	0	0
Unarmed Robbery	6	7	4	1	2	3	5	7	1	3	0	0
<b>Other Offences Against the Person</b>	7	8	8	16	9	17	16	21	12	10	1	2
Kidnapping & Abduction etc.	0	3	2	4	0	4	3	2	1	0	0	0
Extortion	0	0	1	0	0	0	0	0	0	0	0	0
Stalking	2	1	1	6	1	6	3	8	3	7	0	1
Life Endangering Acts	5	4	4	6	8	7	10	11	8	3	1	1
<b>Offences Against the Person</b>	151	266	167	181	273	307	203	214	181	121	2	2
<b>Northern Region</b>												
<b>Homicide (Murder)</b>	0	0	0	0	0	2	1	0	0	1	0	0
<b>Other Homicide</b>	1	0	0	0	0	0	1	0	0	0	0	0
Attempted Murder	0	0	0	0	0	0	0	0	0	0	0	0
Conspiracy to Murder	0	0	0	0	0	0	0	0	0	0	0	0
Manslaughter (excl. by driving)	1	0	0	0	0	0	0	0	0	0	0	0
Driving Causing Death	0	0	0	0	0	0	1	0	0	0	0	0
<b>Assault</b>	142	156	173	138	246	222	188	118	130	70	0	1
Grievous Assault	23	7	13	5	20	9	15	5	8	1	0	0
Serious Assault	58	86	47	64	84	112	76	59	55	28	0	1
Serious Assault (Other)	10	8	23	12	32	11	25	9	32	19	0	0
Common Assault	51	55	90	57	110	90	72	45	35	22	0	0
<b>Sexual Offences</b>	6	28	1	12	1	22	1	11	1	7	0	0
Rape and Attempted Rape	3	16	0	6	0	14	0	3	1	5	0	0
Other Sexual Offences	3	12	1	6	1	8	1	8	0	2	0	0
<b>Robbery</b>	12	2	8	3	4	1	4	1	5	4	1	0
Armed Robbery	4	0	4	2	2	0	3	0	3	2	0	0
Unarmed Robbery	8	2	4	1	2	1	1	1	2	2	1	0
<b>Other Offences Against the Person</b>	7	18	6	9	16	23	13	12	12	9	0	0
Kidnapping & Abduction etc.	1	3	0	1	2	3	1	0	0	1	0	0
Extortion	1	0	0	0	1	1	0	0	0	0	0	0
Stalking	0	7	1	1	5	8	2	3	0	3	0	0
Life Endangering Acts	5	8	5	7	8	11	10	9	12	5	0	0
<b>Offences Against the Person</b>	168	204	188	162	267	270	208	142	148	91	1	1
<b>Central Region</b>												
<b>Homicide (Murder)</b>	0	1	1	1	0	0	0	1	0	1	0	0
<b>Other Homicide</b>	1	0	0	0	3	1	1	0	2	1	0	0
Attempted Murder	0	0	0	0	3	1	1	0	1	1	0	0
Conspiracy to Murder	0	0	0	0	0	0	0	0	0	0	0	0
Manslaughter (excl. by driving)	0	0	0	0	0	0	0	0	1	0	0	0
Driving Causing Death	1	0	0	0	0	0	0	0	0	0	0	0
<b>Assault</b>	174	122	146	91	237	163	154	97	118	53	2	1
Grievous Assault	20	2	7	5	15	3	14	5	4	1	0	0
Serious Assault	77	52	61	38	84	72	47	46	57	19	1	0
Serious Assault (Other)	18	12	11	6	31	16	26	6	21	10	1	0
Common Assault	59	56	67	42	107	72	67	40	36	23	0	1
<b>Sexual Offences</b>	2	30	0	12	6	19	9	9	0	8	0	2
Rape and Attempted Rape	1	18	0	6	1	9	0	4	0	4	0	0
Other Sexual Offences	1	12	0	6	5	10	9	5	0	4	0	2
<b>Robbery</b>	11	0	2	0	7	2	5	2	3	2	0	0
Armed Robbery	4	0	0	0	3	1	2	1	2	1	0	0
Unarmed Robbery	7	0	2	0	4	1	3	1	1	1	0	0
<b>Other Offences Against the Person</b>	7	14	5	12	12	21	19	19	11	9	3	2
Kidnapping & Abduction etc.	1	0	1	1	0	1	1	3	0	0	0	0
Extortion	0	0	0	0	0	0	0	0	1	0	0	0
Stalking	0	4	0	7	1	11	3	0	2	5	0	0
Life Endangering Acts	6	10	4	4	11	9	15	16	8	4	3	2
<b>Offences Against the Person</b>	195	167	154	116	265	206	188	128	134	74	5	5

\* Those victims whose sex was not stated have not been included.

# Victims of Crime

by Age and Sex - 2010/11\*

Offence	0-14		15		16		17		18		19	
	Male	Female	Male	Female	Male	Female	Male	Female	Male	Female	Male	Female
<b>North Coast Region</b>												
<b>Homicide (Murder)</b>	0	0	0	0	0	0	0	0	0	0	0	0
<b>Other Homicide</b>	0	0	0	0	0	0	1	0	1	0	0	0
Attempted Murder	0	0	0	0	0	0	1	0	0	0	0	0
Conspiracy to Murder	0	0	0	0	0	0	0	0	0	0	0	0
Manslaughter (excl. by driving)	0	0	0	0	0	0	0	0	0	0	0	0
Driving Causing Death	0	0	0	0	0	0	0	0	1	0	0	0
<b>Assault</b>	262	227	72	55	57	64	59	45	55	40	47	33
Grievous Assault	3	2	2	0	5	0	3	0	5	0	3	2
Serious Assault	134	95	44	28	29	29	32	28	34	23	31	17
Serious Assault (Other)	10	8	3	2	1	3	2	2	2	3	1	1
Common Assault	115	122	23	25	22	32	22	15	14	14	12	13
<b>Sexual Offences</b>	105	293	11	72	3	67	1	23	2	11	0	7
Rape and Attempted Rape	9	52	1	20	0	25	0	12	1	6	0	3
Other Sexual Offences	96	241	10	52	3	42	1	11	1	5	0	4
<b>Robbery</b>	6	1	7	0	8	0	5	5	8	1	8	1
Armed Robbery	1	0	5	0	3	0	1	2	0	0	1	1
Unarmed Robbery	5	1	2	0	5	0	4	3	8	1	7	0
<b>Other Offences Against the Person</b>	79	96	8	8	7	9	4	7	7	6	4	6
Kidnapping & Abduction etc.	2	4	0	0	0	3	0	0	0	1	0	1
Extortion	0	0	0	0	1	0	0	0	0	0	0	0
Stalking	2	2	2	2	3	3	1	0	1	3	0	2
Life Endangering Acts	75	90	6	6	3	3	3	7	6	2	4	3
<b>Offences Against the Person</b>	452	617	98	135	75	140	70	80	73	58	59	47
<b>Southern Region</b>												
<b>Homicide (Murder)</b>	0	0	0	0	0	0	0	0	0	0	0	0
<b>Other Homicide</b>	0	2	0	0	1	0	0	1	1	0	0	0
Attempted Murder	0	2	0	0	0	0	0	0	0	0	0	0
Conspiracy to Murder	0	0	0	0	0	0	0	0	0	0	0	0
Manslaughter (excl. by driving)	0	0	0	0	0	0	0	0	0	0	0	0
Driving Causing Death	0	0	0	0	1	0	0	1	1	0	0	0
<b>Assault</b>	266	200	69	65	41	48	31	26	45	33	35	25
Grievous Assault	4	7	4	0	1	0	2	0	3	0	3	0
Serious Assault	135	85	37	38	19	24	22	12	32	17	25	10
Serious Assault (Other)	17	3	2	2	0	1	0	3	1	2	0	1
Common Assault	110	105	26	25	21	23	7	11	9	14	7	14
<b>Sexual Offences</b>	71	223	5	72	4	41	0	15	5	15	2	15
Rape and Attempted Rape	12	59	0	24	0	16	0	7	1	10	0	8
Other Sexual Offences	59	164	5	48	4	25	0	8	4	5	2	7
<b>Robbery</b>	6	0	5	0	2	3	5	1	8	0	7	0
Armed Robbery	1	0	1	0	0	0	1	0	1	0	2	0
Unarmed Robbery	5	0	4	0	2	3	4	1	7	0	5	0
<b>Other Offences Against the Person</b>	81	73	4	12	3	12	5	6	4	8	4	1
Kidnapping & Abduction etc.	9	9	0	2	1	2	0	1	0	1	0	0
Extortion	0	0	0	0	0	0	0	0	0	0	0	0
Stalking	1	1	0	2	0	4	2	2	0	2	0	0
Life Endangering Acts	71	63	4	8	2	6	3	3	4	5	4	1
<b>Offences Against the Person</b>	424	498	83	149	51	104	41	49	63	56	48	41
<b>South Eastern Region</b>												
<b>Homicide (Murder)</b>	1	1	0	0	0	0	0	0	0	0	0	0
<b>Other Homicide</b>	0	0	0	0	0	0	0	0	0	0	0	0
Attempted Murder	0	0	0	0	0	0	0	0	0	0	0	0
Conspiracy to Murder	0	0	0	0	0	0	0	0	0	0	0	0
Manslaughter (excl. by driving)	0	0	0	0	0	0	0	0	0	0	0	0
Driving Causing Death	0	0	0	0	0	0	0	0	0	0	0	0
<b>Assault</b>	240	163	49	46	40	45	58	26	48	36	62	26
Grievous Assault	7	1	0	1	3	0	6	1	4	1	11	1
Serious Assault	109	77	29	25	24	26	38	17	34	19	39	14
Serious Assault (Other)	8	5	2	1	3	0	1	0	1	2	1	3
Common Assault	116	80	18	19	10	19	13	8	9	14	11	8
<b>Sexual Offences</b>	74	183	4	55	4	26	2	22	0	24	1	23
Rape and Attempted Rape	3	29	0	8	0	11	0	10	0	7	1	7
Other Sexual Offences	71	154	4	47	4	15	2	12	0	17	0	16
<b>Robbery</b>	27	6	19	1	16	1	19	4	15	3	10	3
Armed Robbery	7	2	2	0	4	0	11	0	1	0	3	0
Unarmed Robbery	20	4	17	1	12	1	8	4	14	3	7	3
<b>Other Offences Against the Person</b>	52	61	2	12	7	5	14	6	3	8	7	2
Kidnapping & Abduction etc.	4	11	0	1	2	2	4	0	0	2	1	0
Extortion	0	0	1	0	0	0	0	0	0	0	0	0
Stalking	0	3	0	3	1	3	0	1	2	1	1	1
Life Endangering Acts	48	47	1	8	4	0	10	5	1	5	5	1
<b>Offences Against the Person</b>	394	414	74	114	67	77	93	58	66	71	80	54

\* Those victims whose sex was not stated have not been included.

# Victims of Crime

by Age and Sex - 2010/11\*

Offence	20-24		25-29		30-39		40-49		50 & over		Not Stated	
	Male	Female	Male	Female	Male	Female	Male	Female	Male	Female	Male	Female
<b>North Coast Region</b>												
<b>Homicide (Murder)</b>	2	2	0	0	0	1	2	1	1	2	0	0
<b>Other Homicide</b>	0	1	1	0	1	0	1	0	2	3	0	0
Attempted Murder	0	1	1	0	1	0	0	0	2	2	0	0
Conspiracy to Murder	0	0	0	0	0	0	0	0	0	0	0	0
Manslaughter (excl. by driving)	0	0	0	0	0	0	1	0	0	0	0	0
Driving Causing Death	0	0	0	0	0	0	0	0	0	1	0	0
<b>Assault</b>	<b>213</b>	<b>139</b>	<b>199</b>	<b>104</b>	<b>381</b>	<b>207</b>	<b>283</b>	<b>201</b>	<b>209</b>	<b>115</b>	<b>1</b>	<b>1</b>
Grievous Assault	24	5	14	2	22	4	13	2	7	0	1	0
Serious Assault	123	73	82	53	110	107	100	86	104	42	0	0
Serious Assault (Other)	9	11	17	12	61	16	41	23	35	31	0	0
Common Assault	57	50	86	37	188	80	129	90	63	42	0	1
<b>Sexual Offences</b>	<b>6</b>	<b>47</b>	<b>2</b>	<b>28</b>	<b>4</b>	<b>39</b>	<b>3</b>	<b>16</b>	<b>1</b>	<b>24</b>	<b>1</b>	<b>1</b>
Rape and Attempted Rape	2	22	0	10	4	15	0	6	0	13	0	0
Other Sexual Offences	4	25	2	18	0	24	3	10	1	11	1	1
<b>Robbery</b>	<b>12</b>	<b>3</b>	<b>5</b>	<b>2</b>	<b>8</b>	<b>4</b>	<b>6</b>	<b>7</b>	<b>5</b>	<b>3</b>	<b>0</b>	<b>0</b>
Armed Robbery	2	1	3	1	3	1	0	1	3	0	0	0
Unarmed Robbery	10	2	2	1	5	3	6	6	2	3	0	0
<b>Other Offences Against the Person</b>	<b>13</b>	<b>17</b>	<b>11</b>	<b>29</b>	<b>34</b>	<b>40</b>	<b>29</b>	<b>46</b>	<b>30</b>	<b>31</b>	<b>2</b>	<b>1</b>
Kidnapping & Abduction etc.	0	0	1	5	0	2	0	4	0	0	0	1
Extortion	1	0	0	1	0	1	0	0	0	1	0	0
Stalking	1	9	2	11	3	17	5	18	8	11	0	0
Life Endangering Acts	11	8	8	12	31	20	24	24	22	19	2	0
<b>Offences Against the Person</b>	<b>246</b>	<b>209</b>	<b>218</b>	<b>163</b>	<b>428</b>	<b>291</b>	<b>324</b>	<b>271</b>	<b>248</b>	<b>178</b>	<b>4</b>	<b>3</b>
<b>Southern Region</b>												
<b>Homicide (Murder)</b>	<b>0</b>	<b>0</b>	<b>0</b>	<b>0</b>	<b>3</b>	<b>2</b>	<b>1</b>	<b>0</b>	<b>0</b>	<b>0</b>	<b>0</b>	<b>0</b>
<b>Other Homicide</b>	<b>1</b>	<b>0</b>	<b>0</b>	<b>0</b>	<b>1</b>	<b>0</b>	<b>3</b>	<b>0</b>	<b>4</b>	<b>2</b>	<b>0</b>	<b>0</b>
Attempted Murder	1	0	0	0	0	0	3	0	4	1	0	0
Conspiracy to Murder	0	0	0	0	0	0	0	0	0	0	0	0
Manslaughter (excl. by driving)	0	0	0	0	0	0	0	0	0	0	0	0
Driving Causing Death	0	0	0	0	1	0	0	0	0	1	0	0
<b>Assault</b>	<b>157</b>	<b>135</b>	<b>140</b>	<b>94</b>	<b>233</b>	<b>166</b>	<b>188</b>	<b>87</b>	<b>127</b>	<b>55</b>	<b>3</b>	<b>2</b>
Grievous Assault	7	5	11	3	15	5	14	2	5	3	0	0
Serious Assault	91	73	53	43	78	63	73	47	56	23	0	0
Serious Assault (Other)	13	7	15	11	31	14	30	11	33	11	1	0
Common Assault	46	50	61	37	109	84	71	27	33	18	2	2
<b>Sexual Offences</b>	<b>3</b>	<b>42</b>	<b>0</b>	<b>24</b>	<b>5</b>	<b>30</b>	<b>3</b>	<b>20</b>	<b>2</b>	<b>9</b>	<b>0</b>	<b>3</b>
Rape and Attempted Rape	3	19	0	14	2	17	0	10	0	4	0	0
Other Sexual Offences	0	23	0	10	3	13	3	10	2	5	0	3
<b>Robbery</b>	<b>8</b>	<b>6</b>	<b>9</b>	<b>1</b>	<b>6</b>	<b>3</b>	<b>5</b>	<b>3</b>	<b>7</b>	<b>3</b>	<b>0</b>	<b>0</b>
Armed Robbery	2	3	5	0	4	2	3	1	4	0	0	0
Unarmed Robbery	6	3	4	1	2	1	2	2	3	3	0	0
<b>Other Offences Against the Person</b>	<b>9</b>	<b>28</b>	<b>10</b>	<b>29</b>	<b>26</b>	<b>42</b>	<b>25</b>	<b>24</b>	<b>19</b>	<b>17</b>	<b>1</b>	<b>1</b>
Kidnapping & Abduction etc.	1	9	1	3	1	3	2	2	0	0	0	0
Extortion	1	1	1	0	0	1	0	0	0	0	0	0
Stalking	0	7	0	7	2	16	1	11	3	3	0	0
Life Endangering Acts	7	11	8	19	23	22	22	11	16	14	1	1
<b>Offences Against the Person</b>	<b>178</b>	<b>211</b>	<b>159</b>	<b>148</b>	<b>274</b>	<b>243</b>	<b>225</b>	<b>134</b>	<b>159</b>	<b>86</b>	<b>4</b>	<b>6</b>
<b>South Eastern Region</b>												
<b>Homicide (Murder)</b>	<b>0</b>	<b>0</b>	<b>0</b>	<b>0</b>	<b>3</b>	<b>2</b>	<b>1</b>	<b>0</b>	<b>0</b>	<b>3</b>	<b>0</b>	<b>0</b>
<b>Other Homicide</b>	<b>3</b>	<b>0</b>	<b>0</b>	<b>0</b>	<b>0</b>	<b>1</b>	<b>2</b>	<b>0</b>	<b>1</b>	<b>0</b>	<b>0</b>	<b>0</b>
Attempted Murder	1	0	0	0	0	1	2	0	0	0	0	0
Conspiracy to Murder	0	0	0	0	0	0	0	0	0	0	0	0
Manslaughter (excl. by driving)	0	0	0	0	0	0	0	0	0	0	0	0
Driving Causing Death	2	0	0	0	0	0	0	0	1	0	0	0
<b>Assault</b>	<b>259</b>	<b>158</b>	<b>264</b>	<b>117</b>	<b>432</b>	<b>234</b>	<b>263</b>	<b>145</b>	<b>226</b>	<b>97</b>	<b>2</b>	<b>0</b>
Grievous Assault	27	5	25	2	39	5	25	2	5	4	0	0
Serious Assault	162	86	121	51	153	103	102	66	103	28	1	0
Serious Assault (Other)	19	12	19	11	56	27	33	21	57	26	0	0
Common Assault	51	55	99	53	184	99	103	56	61	39	1	0
<b>Sexual Offences</b>	<b>4</b>	<b>43</b>	<b>1</b>	<b>31</b>	<b>9</b>	<b>42</b>	<b>4</b>	<b>22</b>	<b>2</b>	<b>17</b>	<b>0</b>	<b>1</b>
Rape and Attempted Rape	3	23	0	12	0	17	1	8	0	8	0	0
Other Sexual Offences	1	20	1	19	9	25	3	14	2	9	0	1
<b>Robbery</b>	<b>68</b>	<b>9</b>	<b>43</b>	<b>11</b>	<b>32</b>	<b>18</b>	<b>20</b>	<b>9</b>	<b>22</b>	<b>14</b>	<b>1</b>	<b>0</b>
Armed Robbery	20	4	15	6	12	8	14	3	10	3	0	0
Unarmed Robbery	48	5	28	5	20	10	6	6	12	11	1	0
<b>Other Offences Against the Person</b>	<b>29</b>	<b>26</b>	<b>20</b>	<b>20</b>	<b>47</b>	<b>53</b>	<b>50</b>	<b>44</b>	<b>38</b>	<b>26</b>	<b>3</b>	<b>0</b>
Kidnapping & Abduction etc.	1	7	3	3	3	9	2	5	1	2	0	0
Extortion	1	0	0	0	2	3	2	1	3	0	2	0
Stalking	1	9	0	7	3	11	6	17	5	11	0	0
Life Endangering Acts	26	10	17	10	39	30	40	21	29	13	1	0
<b>Offences Against the Person</b>	<b>363</b>	<b>236</b>	<b>328</b>	<b>179</b>	<b>523</b>	<b>350</b>	<b>340</b>	<b>220</b>	<b>289</b>	<b>157</b>	<b>6</b>	<b>1</b>

\* Those victims whose sex was not stated have not been included.

# Victims of Crime

by Age and Sex - 2010/11\*

Offence	0-14		15		16		17		18		19	
	Male	Female	Male	Female	Male	Female	Male	Female	Male	Female	Male	Female
<b>Metropolitan North Region</b>												
<b>Homicide (Murder)</b>	0	0	0	0	0	0	0	0	0	0	0	0
<b>Other Homicide</b>	0	0	0	0	0	0	0	0	1	0	0	0
Attempted Murder	0	0	0	0	0	0	0	0	1	0	0	0
Conspiracy to Murder	0	0	0	0	0	0	0	0	0	0	0	0
Manslaughter (excl. by driving)	0	0	0	0	0	0	0	0	0	0	0	0
Driving Causing Death	0	0	0	0	0	0	0	0	0	0	0	0
<b>Assault</b>	101	85	14	26	34	34	28	23	45	25	62	25
Grievous Assault	0	1	0	0	2	0	1	1	6	1	2	0
Serious Assault	31	27	8	14	24	14	16	11	26	13	46	20
Serious Assault (Other)	6	3	1	2	2	1	2	1	0	0	2	0
Common Assault	64	54	5	10	6	19	9	10	13	11	12	5
<b>Sexual Offences</b>	38	121	4	50	5	24	2	17	1	19	0	15
Rape and Attempted Rape	4	21	0	9	3	10	2	10	1	8	0	7
Other Sexual Offences	34	100	4	41	2	14	0	7	0	11	0	8
<b>Robbery</b>	10	0	6	1	7	3	10	0	11	2	12	1
Armed Robbery	2	0	2	0	1	0	2	0	0	0	1	0
Unarmed Robbery	8	0	4	1	6	3	8	0	11	2	11	1
<b>Other Offences Against the Person</b>	50	68	2	10	1	15	9	9	6	3	2	7
Kidnapping & Abduction etc.	7	13	0	1	1	6	1	1	2	1	2	0
Extortion	0	0	0	0	0	0	1	0	0	0	0	0
Stalking	4	11	0	5	0	4	1	5	1	2	0	4
Life Endangering Acts	39	44	2	4	0	5	6	3	3	0	0	3
<b>Offences Against the Person</b>	199	274	26	87	47	76	49	49	64	49	76	48
<b>Metropolitan South Region</b>												
<b>Homicide (Murder)</b>	0	0	0	0	0	0	0	0	0	0	0	0
<b>Other Homicide</b>	0	0	0	0	0	0	0	0	0	0	0	0
Attempted Murder	0	0	0	0	0	0	0	0	0	0	0	0
Conspiracy to Murder	0	0	0	0	0	0	0	0	0	0	0	0
Manslaughter (excl. by driving)	0	0	0	0	0	0	0	0	0	0	0	0
Driving Causing Death	0	0	0	0	0	0	0	0	0	0	0	0
<b>Assault</b>	161	103	27	27	38	31	35	18	27	12	28	11
Grievous Assault	6	1	0	0	2	0	4	1	3	0	2	0
Serious Assault	83	55	21	15	24	17	22	8	16	9	15	6
Serious Assault (Other)	5	2	0	0	1	0	0	1	3	1	0	1
Common Assault	67	45	6	12	11	14	9	8	5	2	11	4
<b>Sexual Offences</b>	44	135	1	52	0	27	0	28	0	15	1	7
Rape and Attempted Rape	7	25	0	15	0	6	0	8	0	4	1	2
Other Sexual Offences	37	110	1	37	0	21	0	20	0	11	0	5
<b>Robbery</b>	8	6	6	1	8	4	10	2	7	3	3	0
Armed Robbery	2	1	1	0	2	0	2	2	1	1	1	0
Unarmed Robbery	6	5	5	1	6	4	8	0	6	2	2	0
<b>Other Offences Against the Person</b>	47	46	4	2	2	3	4	7	4	4	1	3
Kidnapping & Abduction etc.	2	1	0	0	0	0	0	0	0	1	0	1
Extortion	0	0	0	0	0	0	0	0	0	0	0	0
Stalking	2	6	1	1	0	0	2	4	0	2	0	2
Life Endangering Acts	43	39	3	1	2	3	2	3	4	1	1	0
<b>Offences Against the Person</b>	260	290	38	82	48	65	49	55	38	34	33	21
<b>Queensland</b>												
<b>Homicide (Murder)</b>	4	1	0	0	0	0	0	0	0	0	0	1
<b>Other Homicide</b>	0	2	0	0	1	0	1	2	3	0	0	0
Attempted Murder	0	2	0	0	0	0	1	1	1	0	0	0
Conspiracy to Murder	0	0	0	0	0	0	0	0	0	0	0	0
Manslaughter (excl. by driving)	0	0	0	0	0	0	0	0	0	0	0	0
Driving Causing Death	0	0	0	0	1	0	0	1	2	0	0	0
<b>Assault</b>	1474	1244	312	354	310	342	308	223	318	256	311	226
Grievous Assault	30	15	8	4	18	4	20	6	26	4	34	7
Serious Assault	684	555	178	190	174	175	182	125	200	139	198	132
Serious Assault (Other)	60	34	12	11	10	6	11	8	9	11	6	9
Common Assault	700	640	114	149	108	157	95	84	83	102	73	78
<b>Sexual Offences</b>	506	1450	42	471	27	252	12	146	15	117	5	109
Rape and Attempted Rape	63	267	4	109	4	92	4	66	5	55	2	41
Other Sexual Offences	443	1183	38	362	23	160	8	80	10	62	3	68
<b>Robbery</b>	71	15	48	5	43	15	59	12	59	12	49	7
Armed Robbery	14	3	11	0	11	1	19	4	4	1	10	1
Unarmed Robbery	57	12	37	5	32	14	40	8	55	11	39	6
<b>Other Offences Against the Person</b>	459	500	25	60	28	54	40	40	33	37	22	23
Kidnapping & Abduction etc.	31	50	1	6	4	15	5	2	2	7	3	3
Extortion	0	0	1	0	1	0	1	0	0	0	0	0
Stalking	9	27	3	16	4	17	6	15	6	11	1	11
Life Endangering Acts	419	423	20	38	19	22	28	23	25	19	18	9
<b>Offences Against the Person</b>	2514	3212	427	890	409	663	420	423	428	422	387	366

\* Those victims whose sex was not stated have not been included.

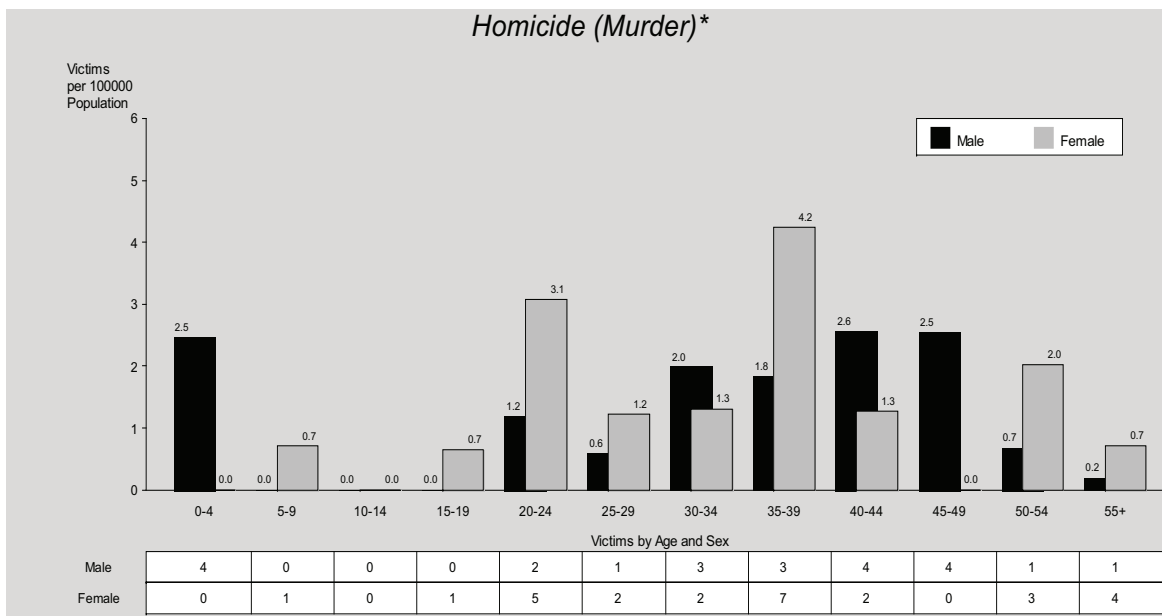
# Victims of Crime

by Age and Sex - 2010/11\*

Offence	20-24		25-29		30-39		40-49		50 & over		Not Stated	
	Male	Female	Male	Female	Male	Female	Male	Female	Male	Female	Male	Female
<b>Metropolitan North Region</b>												
<b>Homicide (Murder)</b>	<b>0</b>	<b>0</b>	<b>0</b>	<b>0</b>	<b>0</b>	<b>0</b>	<b>0</b>	<b>0</b>	<b>0</b>	<b>0</b>	<b>0</b>	<b>0</b>
<b>Other Homicide</b>	<b>0</b>	<b>0</b>	<b>1</b>	<b>1</b>	<b>0</b>	<b>0</b>	<b>2</b>	<b>1</b>	<b>2</b>	<b>0</b>	<b>0</b>	<b>0</b>
Attempted Murder	0	0	1	1	0	0	2	1	1	0	0	0
Conspiracy to Murder	0	0	0	0	0	0	0	0	0	0	0	0
Manslaughter (excl. by driving)	0	0	0	0	0	0	0	0	0	0	0	0
Driving Causing Death	0	0	0	0	0	0	0	0	1	0	0	0
<b>Assault</b>	<b>372</b>	<b>126</b>	<b>352</b>	<b>101</b>	<b>400</b>	<b>148</b>	<b>211</b>	<b>96</b>	<b>161</b>	<b>74</b>	<b>4</b>	<b>1</b>
Grievous Assault	29	5	23	2	22	2	6	2	4	1	0	0
Serious Assault	192	67	158	33	146	55	58	35	58	28	3	0
Serious Assault (Other)	21	5	24	14	48	15	34	13	39	21	0	0
Common Assault	130	49	147	52	184	76	113	46	60	24	1	1
<b>Sexual Offences</b>	<b>5</b>	<b>39</b>	<b>2</b>	<b>40</b>	<b>4</b>	<b>34</b>	<b>2</b>	<b>21</b>	<b>1</b>	<b>17</b>	<b>0</b>	<b>2</b>
Rape and Attempted Rape	1	17	1	18	2	13	0	7	0	10	0	0
Other Sexual Offences	4	22	1	22	2	21	2	14	1	7	0	2
<b>Robbery</b>	<b>51</b>	<b>16</b>	<b>33</b>	<b>10</b>	<b>20</b>	<b>8</b>	<b>16</b>	<b>2</b>	<b>12</b>	<b>6</b>	<b>0</b>	<b>0</b>
Armed Robbery	20	5	8	1	6	1	5	0	6	1	0	0
Unarmed Robbery	31	11	25	9	14	7	11	2	6	5	0	0
<b>Other Offences Against the Person</b>	<b>12</b>	<b>25</b>	<b>11</b>	<b>11</b>	<b>39</b>	<b>38</b>	<b>24</b>	<b>29</b>	<b>37</b>	<b>20</b>	<b>0</b>	<b>0</b>
Kidnapping & Abduction etc.	4	3	3	0	1	5	1	2	0	4	0	0
Extortion	0	0	0	0	3	0	0	0	6	1	0	0
Stalking	0	12	4	4	12	18	2	14	8	6	0	0
Life Endangering Acts	8	10	4	7	23	15	21	13	23	9	0	0
<b>Offences Against the Person</b>	<b>440</b>	<b>206</b>	<b>399</b>	<b>163</b>	<b>463</b>	<b>228</b>	<b>255</b>	<b>149</b>	<b>213</b>	<b>117</b>	<b>4</b>	<b>3</b>
<b>Metropolitan South Region</b>												
<b>Homicide (Murder)</b>	<b>0</b>	<b>0</b>	<b>0</b>	<b>0</b>	<b>0</b>	<b>1</b>	<b>1</b>	<b>0</b>	<b>1</b>	<b>0</b>	<b>0</b>	<b>0</b>
<b>Other Homicide</b>	<b>2</b>	<b>0</b>	<b>0</b>	<b>2</b>	<b>2</b>	<b>0</b>	<b>1</b>	<b>1</b>	<b>1</b>	<b>1</b>	<b>0</b>	<b>0</b>
Attempted Murder	1	0	0	1	2	0	1	1	1	1	0	0
Conspiracy to Murder	0	0	0	0	0	0	0	0	0	0	0	0
Manslaughter (excl. by driving)	0	0	0	0	0	0	0	0	0	0	0	0
Driving Causing Death	1	0	0	1	0	0	0	0	0	0	0	0
<b>Assault</b>	<b>180</b>	<b>99</b>	<b>177</b>	<b>87</b>	<b>267</b>	<b>132</b>	<b>185</b>	<b>119</b>	<b>158</b>	<b>66</b>	<b>3</b>	<b>0</b>
Grievous Assault	15	3	18	3	15	2	14	2	10	1	0	0
Serious Assault	100	43	62	35	102	56	85	61	72	20	1	0
Serious Assault (Other)	12	7	21	16	35	14	26	14	37	17	0	0
Common Assault	53	46	76	33	115	60	60	42	39	28	2	0
<b>Sexual Offences</b>	<b>4</b>	<b>45</b>	<b>0</b>	<b>22</b>	<b>4</b>	<b>35</b>	<b>3</b>	<b>22</b>	<b>5</b>	<b>15</b>	<b>0</b>	<b>2</b>
Rape and Attempted Rape	3	17	0	12	0	17	1	10	0	5	0	0
Other Sexual Offences	1	28	0	10	4	18	2	12	5	10	0	2
<b>Robbery</b>	<b>35</b>	<b>21</b>	<b>34</b>	<b>10</b>	<b>20</b>	<b>16</b>	<b>15</b>	<b>5</b>	<b>10</b>	<b>7</b>	<b>0</b>	<b>0</b>
Armed Robbery	12	7	15	2	12	5	7	2	5	4	0	0
Unarmed Robbery	23	14	19	8	8	11	8	3	5	3	0	0
<b>Other Offences Against the Person</b>	<b>16</b>	<b>26</b>	<b>14</b>	<b>24</b>	<b>27</b>	<b>36</b>	<b>32</b>	<b>32</b>	<b>31</b>	<b>24</b>	<b>0</b>	<b>1</b>
Kidnapping & Abduction etc.	0	10	0	2	1	2	1	1	3	1	0	0
Extortion	0	0	0	2	1	0	0	0	0	0	0	0
Stalking	0	6	5	12	5	15	2	12	11	10	0	0
Life Endangering Acts	16	10	9	8	20	19	29	19	17	13	0	1
<b>Offences Against the Person</b>	<b>237</b>	<b>191</b>	<b>225</b>	<b>145</b>	<b>320</b>	<b>220</b>	<b>237</b>	<b>179</b>	<b>206</b>	<b>113</b>	<b>3</b>	<b>3</b>
<b>Queensland</b>												
<b>Homicide (Murder)</b>	<b>2</b>	<b>5</b>	<b>1</b>	<b>2</b>	<b>6</b>	<b>9</b>	<b>8</b>	<b>2</b>	<b>2</b>	<b>7</b>	<b>0</b>	<b>0</b>
<b>Other Homicide</b>	<b>8</b>	<b>2</b>	<b>2</b>	<b>3</b>	<b>8</b>	<b>2</b>	<b>11</b>	<b>2</b>	<b>12</b>	<b>7</b>	<b>0</b>	<b>0</b>
Attempted Murder	3	2	2	2	6	2	9	2	9	5	0	0
Conspiracy to Murder	0	0	0	0	0	0	0	0	0	0	0	0
Manslaughter (excl. by driving)	1	0	0	0	1	0	1	0	1	0	0	0
Driving Causing Death	4	0	0	1	1	0	1	0	2	2	0	0
<b>Assault</b>	<b>1631</b>	<b>1128</b>	<b>1599</b>	<b>875</b>	<b>2454</b>	<b>1522</b>	<b>1648</b>	<b>1026</b>	<b>1292</b>	<b>630</b>	<b>16</b>	<b>6</b>
Grievous Assault	152	39	117	27	168	38	116	24	52	12	1	0
Serious Assault	878	598	634	396	861	688	616	469	561	220	6	1
Serious Assault (Other)	111	69	149	91	327	133	240	123	289	163	2	0
Common Assault	490	422	699	361	1098	663	676	410	390	235	7	5
<b>Sexual Offences</b>	<b>31</b>	<b>329</b>	<b>9</b>	<b>189</b>	<b>35</b>	<b>257</b>	<b>27</b>	<b>143</b>	<b>15</b>	<b>106</b>	<b>1</b>	<b>11</b>
Rape and Attempted Rape	17	158	2	86	9	114	4	59	1	50	0	0
Other Sexual Offences	14	171	7	103	26	143	23	84	14	56	1	11
<b>Robbery</b>	<b>206</b>	<b>65</b>	<b>142</b>	<b>38</b>	<b>101</b>	<b>55</b>	<b>79</b>	<b>37</b>	<b>68</b>	<b>42</b>	<b>2</b>	<b>0</b>
Armed Robbery	67	21	54	12	44	18	37	9	36	11	0	0
Unarmed Robbery	139	44	88	26	57	37	42	28	32	31	2	0
<b>Other Offences Against the Person</b>	<b>100</b>	<b>162</b>	<b>85</b>	<b>150</b>	<b>210</b>	<b>270</b>	<b>208</b>	<b>227</b>	<b>190</b>	<b>146</b>	<b>10</b>	<b>7</b>
Kidnapping & Abduction etc.	8	35	11	19	8	29	11	19	5	8	0	1
Extortion	4	1	2	3	7	6	2	1	10	2	2	0
Stalking	4	55	13	55	32	102	24	83	40	56	0	1
Life Endangering Acts	84	71	59	73	163	133	171	124	135	80	8	5
<b>Offences Against the Person</b>	<b>1978</b>	<b>1691</b>	<b>1838</b>	<b>1257</b>	<b>2814</b>	<b>2115</b>	<b>1981</b>	<b>1437</b>	<b>1579</b>	<b>938</b>	<b>29</b>	<b>24</b>

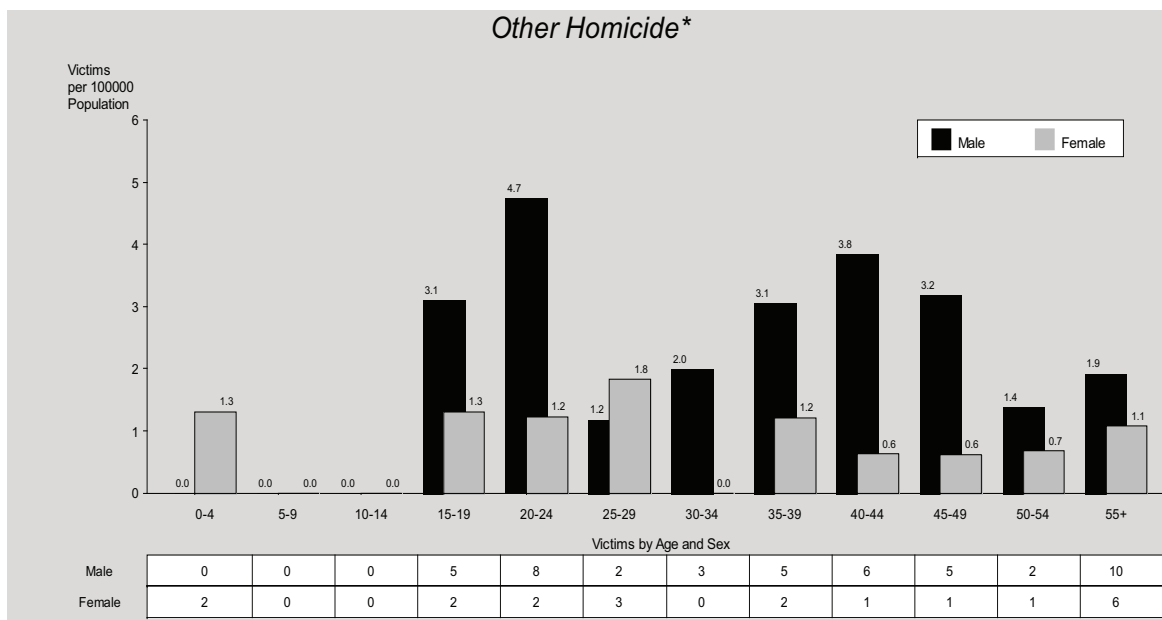
\* Those victims whose sex was not stated have not been included.

# Victims of Crime



Low rates of victimisation for homicide (murder) offences mean that rates fluctuate across age groups and from year to year. In 2010/11, females (aged thirty five to thirty nine years were most

likely to be victims of homicide (murder). Overall, 54% of victims were female. Fifty eight percent of all victims were aged thirty five years and older.



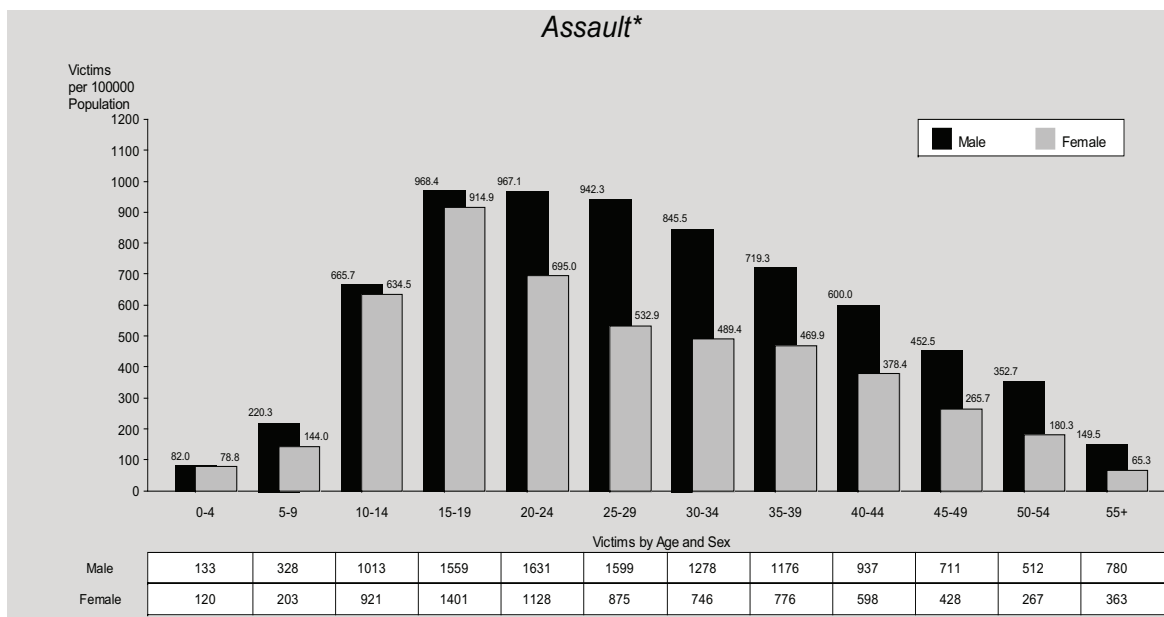
Other homicide offences are also subject to fluctuations across age groups and from year to year as a result of low rates of victimisation. Males aged twenty to twenty four were most likely to be

victims. Overall, 70% of victims were male. Of all female victims, those aged twenty five to twenty nine years were most likely to be victims of other homicide.

\* Only those offences where the victim's age and sex were identified are included.

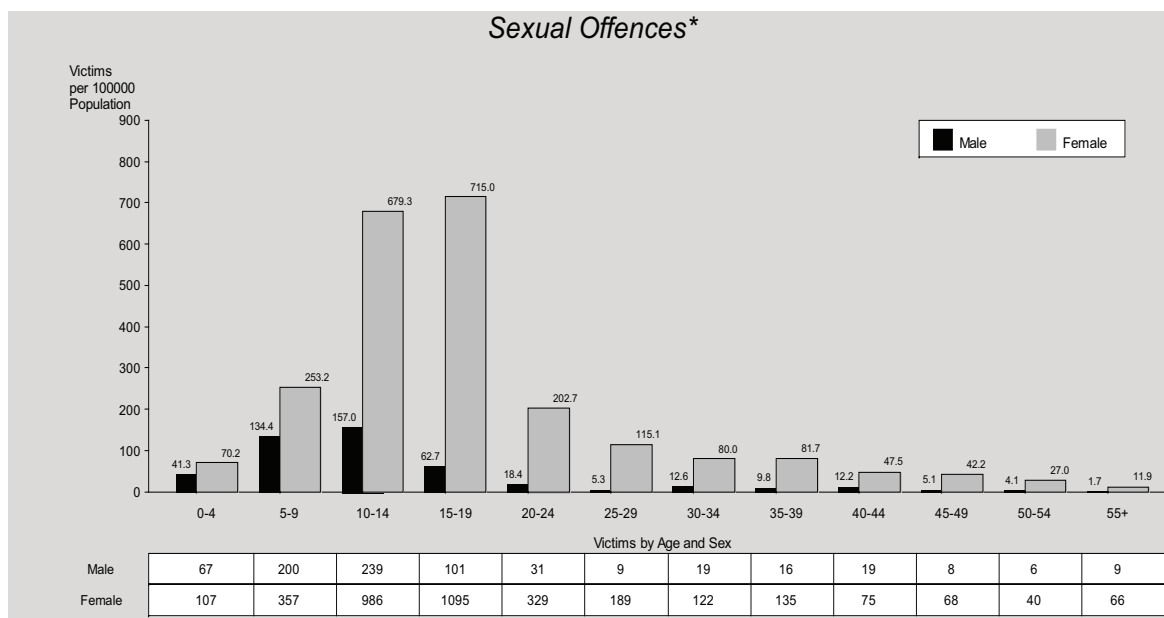


# Victims of Crime



For every age cohort males were more likely to be victims of assault than females (59% of victims were male). Males aged fifteen to twenty nine years were most likely to be victims. More females

aged fifteen to nineteen years were victims compared with females in other age groups. The likelihood of being a victim of assault decreased with increasing age after nineteen years.

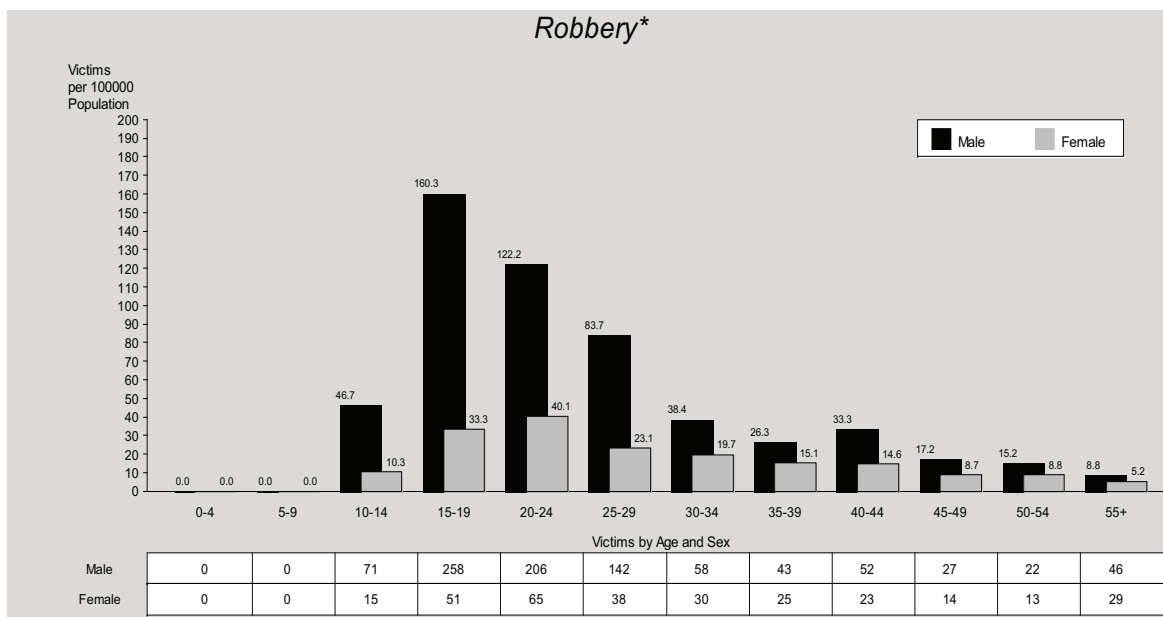


The offence category of sexual offences is unique in that the number of female victims far outweighs the number of male victims (83% of victims were female). At every age, females were significantly more likely to be victims than males with females

in the ten to nineteen years age range, the most likely. In fact, at this age females were almost six times more likely to be victims of sexual offences than males.

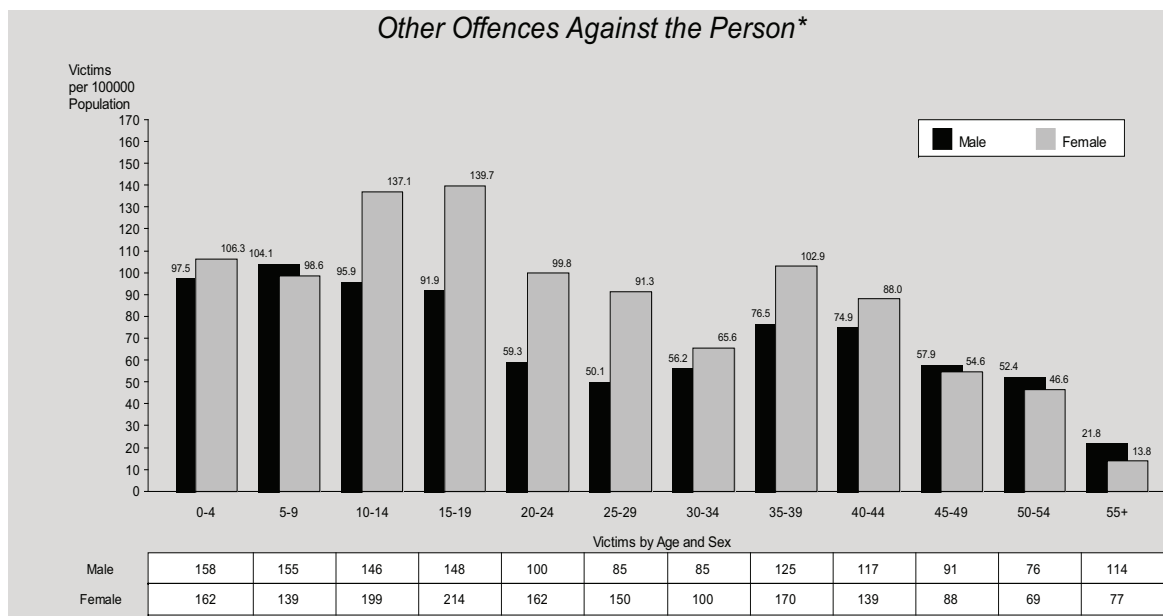
\* Only those offences where the victim's age and sex were identified are included.

# Victims of Crime



As with most other offences against the person, males were significantly more likely to be victims of robbery than females (75% of victims were male). Males aged fifteen to twenty four years were most likely to be victims. After the age of

twenty four years, the likelihood of being a victim decreased significantly with increasing age. Note that robbery is unique in that a large proportion of victims are companies not individuals.



Other offences against the person is an amalgam of a number of different offence types including ill treatment of children, stalking, armed to cause fear, etc. This offence category, like sexual

offences, is unique in that females are more likely to be victims than males. Females aged ten to nineteen years are the most likely victims of this offence type.

\* Only those offences where the victim's age and sex were identified are included.