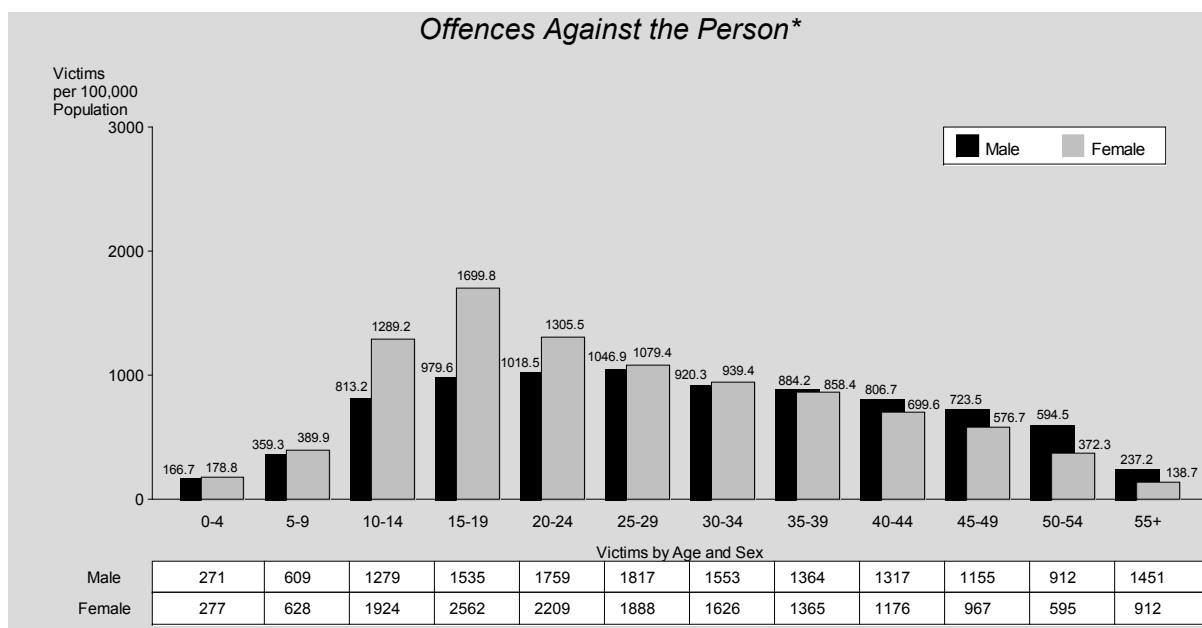


Victims of Crime

This section contains detailed information relating to victims of offences against the person. A unique victim count is not provided as one person may be counted several times if they were the victim of more than one offence.

There are several cases where the victim of an offence against the person is not, according to statistical definitions used, a person. The definition of a victim varies depending on the offence category. For example, the victim of an armed robbery of a bank is the banking organisation rather than the teller. Organisations which were the victims of crime were not included in the following graphs and tables. Refer to *Recorded Crime – Victims, Australia, 2016* (cat. no. 4510.0) published by the Australian Bureau of Statistics (ABS) for additional definitions of victims.

Calculations for the number of victims per 100,000 persons by age and sex was taken from the ABS, *Australian Demographic Statistics, December 2016* (cat. no. 3101.0). Age refers to the victim's age on the date the offence was reported to police, rather than their age on the date the offence occurred.



As the graph above illustrates, females aged 15-19 years are the most common victims of offences against the person on a per-capita basis. Females aged 55 and over are the least victimised. During 2016-17, there were slightly more female than male victims. For victims of offences against the person, 52% were female while 48% of victims were male.

* Only those offences where the victim's age and sex were identified are included.

Victims of Crime

Victims of Crime by Age and Sex* – 2016-17

Offence	0-14		15		16		17		18		19	
	Male	Female	Male	Female	Male	Female	Male	Female	Male	Female	Male	Female
Brisbane Region												
Homicide (Murder)	0	1	0	0	0	0	0	0	0	0	0	0
Other Homicide	2	3	0	0	0	0	0	0	0	0	0	0
Attempted Murder	2	3	0	0	0	0	0	0	0	0	0	0
Conspiracy to Murder	0	0	0	0	0	0	0	0	0	0	0	0
Manslaughter (excl. by Driving & Striking)	0	0	0	0	0	0	0	0	0	0	0	0
Manslaughter - Unlawful Striking Cause Death	0	0	0	0	0	0	0	0	0	0	0	0
Driving Causing Death	0	0	0	0	0	0	0	0	0	0	0	0
Assault	172	133	43	39	32	30	33	37	65	32	57	49
Grievous Assault	6	4	0	0	2	0	0	0	5	0	4	2
Serious Assault	93	68	22	19	16	11	20	22	38	14	31	25
Serious Assault (Other)	12	3	6	1	3	1	2	2	5	2	2	2
Common Assault	61	58	15	19	11	18	11	13	17	16	20	20
Sexual Offences	56	186	9	66	5	37	6	30	2	33	2	36
Rape and Attempted Rape	7	34	2	23	2	11	1	16	2	14	1	22
Other Sexual Offences	49	152	7	43	3	26	5	14	0	19	1	14
Robbery	21	11	8	7	9	9	9	3	12	4	12	7
Armed Robbery	6	1	5	0	1	1	5	0	3	2	2	4
Unarmed Robbery	15	10	3	7	8	8	4	3	9	2	10	3
Other Offences Against the Person	41	52	6	4	4	10	2	5	2	8	5	10
Kidnapping & Abduction etc.	4	4	1	1	1	1	0	2	1	2	0	2
Extortion	0	0	0	0	0	0	0	0	0	0	1	0
Stalking	3	11	0	0	0	6	0	2	1	3	0	4
Life Endangering Acts	34	37	5	3	3	3	2	1	0	3	4	4
Offences Against the Person	292	386	66	116	50	86	50	75	81	77	76	102
Central Region												
Homicide (Murder)	1	0	0	0	0	0	0	0	0	0	0	0
Other Homicide	0	0	0	0	0	0	0	0	0	0	0	1
Attempted Murder	0	0	0	0	0	0	0	0	0	0	0	0
Conspiracy to Murder	0	0	0	0	0	0	0	0	0	0	0	0
Manslaughter (excl. by Driving & Striking)	0	0	0	0	0	0	0	0	0	0	0	0
Manslaughter - Unlawful Striking Cause Death	0	0	0	0	0	0	0	0	0	0	0	0
Driving Causing Death	0	0	0	0	0	0	0	0	0	0	0	1
Assault	279	200	51	45	55	61	43	37	57	50	46	57
Grievous Assault	3	2	0	0	1	1	2	0	1	2	0	2
Serious Assault	133	85	27	27	36	38	24	18	41	29	25	38
Serious Assault (Other)	24	8	4	2	6	2	6	1	2	2	3	4
Common Assault	119	105	20	16	12	20	11	18	13	17	18	13
Sexual Offences	93	327	21	92	6	41	1	27	3	28	28	5
Rape and Attempted Rape	14	69	2	22	1	21	1	15	1	15	14	2
Other Sexual Offences	79	258	19	70	5	20	0	12	2	13	14	3
Robbery	11	4	5	0	6	1	5	0	3	0	1	7
Armed Robbery	3	2	2	0	4	0	4	0	3	0	1	3
Unarmed Robbery	8	2	3	0	2	1	1	0	0	0	0	4
Other Offences Against the Person	44	33	3	10	3	7	5	5	3	9	10	3
Kidnapping & Abduction etc.	5	7	0	2	0	1	0	2	0	2	1	1
Extortion	0	1	0	1	0	1	1	0	0	0	0	0
Stalking	2	2	0	2	0	3	1	2	0	3	4	1
Life Endangering Acts	37	23	3	5	3	2	3	1	3	4	5	1
Offences Against the Person	428	564	80	147	70	110	54	69	66	87	85	73
Northern Region												
Homicide (Murder)	0	0	0	0	0	0	0	0	0	0	0	0
Other Homicide	1	0	0	0	0	0	0	0	0	0	0	0
Attempted Murder	0	0	0	0	0	0	0	0	0	0	0	0
Conspiracy to Murder	0	0	0	0	0	0	0	0	0	0	0	0
Manslaughter (excl. by Driving & Striking)	1	0	0	0	0	0	0	0	0	0	0	0
Manslaughter - Unlawful Striking Cause Death	0	0	0	0	0	0	0	0	0	0	0	0
Driving Causing Death	0	0	0	0	0	0	0	0	0	0	0	0
Assault	348	353	49	75	44	86	42	75	47	70	46	73
Grievous Assault	3	3	1	1	3	0	2	2	7	3	1	6
Serious Assault	153	168	27	43	28	48	25	43	20	38	34	42
Serious Assault (Other)	17	24	3	2	2	5	2	5	3	3	4	4
Common Assault	175	158	18	29	11	33	13	25	17	26	7	21
Sexual Offences	93	309	19	93	2	38	1	25	4	26	1	15
Rape and Attempted Rape	16	59	1	15	1	11	0	11	1	12	0	11
Other Sexual Offences	77	250	18	78	1	27	1	14	3	14	1	4
Robbery	13	4	4	0	1	2	3	2	2	4	2	2
Armed Robbery	4	3	0	0	1	0	2	1	2	1	0	0
Unarmed Robbery	9	1	4	0	0	2	1	1	0	3	2	2
Other Offences Against the Person	78	69	5	3	4	8	1	12	1	8	0	2
Kidnapping & Abduction etc.	4	3	1	1	1	2	1	2	1	1	0	1
Extortion	0	0	0	0	0	0	0	0	0	0	0	0
Stalking	1	3	0	0	0	2	0	4	0	1	0	0
Life Endangering Acts	73	63	4	2	3	4	0	6	0	6	0	1
Offences Against the Person	533	735	77	171	51	134	47	114	54	108	49	92

Victims of Crime

Victims of Crime by Age and Sex* – 2016-17

Offence	20-24		25-29		30-39		40-49		50 & over		Not Stated	
	Male	Female	Male	Female	Male	Female	Male	Female	Male	Female	Male	Female
Brisbane Region												
Homicide (Murder)	1	0	1	0	2	0	2	0	0	2	0	0
Other Homicide	0	4	5	2	7	3	3	0	10	2	0	0
Attempted Murder	0	4	5	2	5	3	2	0	7	2	0	0
Conspiracy to Murder	0	0	0	0	0	0	0	0	0	0	0	0
Manslaughter (excl. by Driving & Striking)	0	0	0	0	1	0	0	0	1	0	0	0
Manslaughter - Unlawful Striking Cause Death	0	0	0	0	0	0	1	0	1	0	0	0
Driving Causing Death	0	0	0	0	1	0	0	0	1	0	0	0
Assault	376	276	347	209	660	359	482	251	482	193	2	0
Grievous Assault	18	6	14	6	36	9	28	6	21	4	0	0
Serious Assault	229	148	149	98	282	171	179	128	213	79	1	0
Serious Assault (Other)	28	22	53	25	117	42	96	20	124	61	1	0
Common Assault	101	100	131	80	225	137	179	97	124	49	0	0
Sexual Offences	18	132	11	106	33	96	19	48	20	42	0	0
Rape and Attempted Rape	7	66	2	47	13	38	5	24	5	12	0	0
Other Sexual Offences	11	66	9	59	20	58	14	24	15	30	0	0
Robbery	52	16	41	12	47	21	30	19	30	18	0	0
Armed Robbery	26	8	24	5	26	7	15	7	18	4	0	0
Unarmed Robbery	26	8	17	7	21	14	15	12	12	14	0	0
Other Offences Against the Person	21	59	22	48	41	72	40	59	52	29	1	1
Kidnapping & Abduction etc.	4	6	2	8	3	11	4	6	4	5	0	0
Extortion	3	2	4	0	7	1	2	6	3	2	0	0
Stalking	4	24	2	22	4	26	10	21	13	12	0	0
Life Endangering Acts	10	27	14	18	27	34	24	26	32	10	1	1
Offences Against the Person	468	487	427	377	790	551	576	377	594	286	3	1
Central Region												
Homicide (Murder)	0	0	0	0	1	0	1	0	0	2	0	0
Other Homicide	0	1	0	0	1	0	2	2	3	1	0	0
Attempted Murder	0	1	0	0	1	0	2	2	1	1	0	0
Conspiracy to Murder	0	0	0	0	0	0	0	0	0	0	0	0
Manslaughter (excl. by Driving & Striking)	0	0	0	0	0	0	0	0	1	0	0	0
Manslaughter - Unlawful Striking Cause Death	0	0	0	0	0	0	0	0	1	0	0	0
Driving Causing Death	0	0	0	0	0	0	0	0	0	0	0	0
Assault	279	250	309	208	439	347	416	249	388	224	0	0
Grievous Assault	26	7	23	6	31	7	24	6	16	4	0	0
Serious Assault	138	140	121	105	176	175	182	140	198	101	0	0
Serious Assault (Other)	40	21	62	31	89	37	66	29	105	60	0	0
Common Assault	75	82	103	66	143	128	144	74	69	59	0	0
Sexual Offences	4	68	3	51	11	71	7	41	4	38	0	0
Rape and Attempted Rape	1	40	1	23	2	38	2	23	1	14	0	0
Other Sexual Offences	3	28	2	28	9	33	5	18	3	24	0	0
Robbery	12	6	10	3	24	6	16	9	16	3	0	0
Armed Robbery	7	2	7	1	9	1	7	5	5	0	0	0
Unarmed Robbery	5	4	3	2	15	5	9	4	11	3	0	0
Other Offences Against the Person	19	30	19	32	28	49	42	53	36	37	0	0
Kidnapping & Abduction etc.	3	7	4	6	2	5	0	7	3	4	0	0
Extortion	1	0	2	0	0	0	0	0	1	1	0	0
Stalking	2	16	2	15	2	18	18	22	7	14	0	0
Life Endangering Acts	13	7	11	11	24	26	24	24	25	18	0	0
Offences Against the Person	314	355	341	294	504	473	484	354	447	305	0	0
Northern Region												
Homicide (Murder)	0	1	0	0	2	3	0	1	1	3	0	0
Other Homicide	1	1	2	1	0	0	1	0	0	0	0	0
Attempted Murder	0	1	1	1	0	0	1	0	0	0	0	0
Conspiracy to Murder	0	0	0	0	0	0	0	0	0	0	0	0
Manslaughter (excl. by Driving & Striking)	0	0	0	0	0	0	0	0	0	0	0	0
Manslaughter - Unlawful Striking Cause Death	0	0	1	0	0	0	0	0	0	0	0	0
Driving Causing Death	1	0	0	0	0	0	0	0	0	0	0	0
Assault	338	424	402	375	537	614	468	402	413	236	0	0
Grievous Assault	28	15	22	12	47	24	31	10	21	6	0	0
Serious Assault	143	244	138	206	210	346	204	226	182	97	0	0
Serious Assault (Other)	84	45	100	53	113	67	104	38	129	84	0	0
Common Assault	83	120	142	104	167	177	129	128	81	49	0	0
Sexual Offences	8	93	4	50	6	75	9	56	3	25	0	1
Rape and Attempted Rape	4	45	0	22	3	43	3	33	1	13	0	0
Other Sexual Offences	4	48	4	28	3	32	6	23	2	12	0	1
Robbery	18	7	11	6	19	16	11	7	19	11	0	0
Armed Robbery	7	3	5	0	11	9	4	2	3	4	0	0
Unarmed Robbery	11	4	6	6	8	7	7	5	16	7	0	0
Other Offences Against the Person	11	46	13	31	33	51	24	22	25	12	4	0
Kidnapping & Abduction etc.	0	11	3	4	2	5	1	4	0	0	0	0
Extortion	0	0	0	0	2	2	0	1	1	1	0	0
Stalking	1	12	0	9	2	18	7	11	5	6	0	0
Life Endangering Acts	10	23	10	18	27	26	16	6	19	5	4	0
Offences Against the Person	376	572	432	463	597	759	513	488	461	287	4	1

* Only those offences where the victim's age and sex were identified are included.

Victims of Crime

Victims of Crime by Age and Sex* – 2016-17

Offence	0-14		15		16		17		18		19	
	Male	Female	Male	Female	Male	Female	Male	Female	Male	Female	Male	Female
South Eastern Region												
Homicide (Murder)	1	0	0	0	0	0	0	0	0	0	0	0
Other Homicide	1	0	0	0	0	0	0	0	0	0	0	0
Attempted Murder	0	0	0	0	0	0	0	0	0	0	0	0
Conspiracy to Murder	0	0	0	0	0	0	0	0	0	0	0	0
Manslaughter (excl. by Driving & Striking)	0	0	0	0	0	0	0	0	0	0	0	0
Manslaughter - Unlawful Striking Cause Death	0	0	0	0	0	0	0	0	0	0	0	0
Driving Causing Death	1	0	0	0	0	0	0	0	0	0	0	0
Assault	211	191	33	45	34	44	35	34	36	42	35	42
Grievous Assault	5	4	0	1	1	0	2	1	2	0	6	0
Serious Assault	120	98	17	31	19	22	25	18	24	21	16	18
Serious Assault (Other)	10	9	1	0	4	3	1	0	1	2	3	3
Common Assault	76	80	15	13	10	19	7	15	9	19	10	21
Sexual Offences	87	208	5	81	4	51	3	24	1	28	2	20
Rape and Attempted Rape	15	38	0	29	1	29	1	15	0	18	1	9
Other Sexual Offences	72	170	5	52	3	22	2	9	1	10	1	11
Robbery	29	17	17	5	17	4	18	5	6	4	9	3
Armed Robbery	7	1	3	1	7	2	9	1	4	0	5	0
Unarmed Robbery	22	16	14	4	10	2	9	4	2	4	4	3
Other Offences Against the Person	34	29	5	4	0	9	3	5	5	8	2	6
Kidnapping & Abduction etc.	5	4	0	1	0	2	2	2	0	1	0	1
Extortion	0	0	0	1	0	0	0	0	0	0	0	0
Stalking	0	2	2	0	0	2	0	0	2	3	0	3
Life Endangering Acts	29	23	3	2	0	5	1	3	3	4	2	2
Offences Against the Person	363	445	60	135	55	108	59	68	48	82	48	71
Southern Region												
Homicide (Murder)	0	0	0	0	0	0	0	0	0	0	0	0
Other Homicide	1	2	0	0	0	0	0	0	2	1	0	0
Attempted Murder	1	2	0	0	0	0	0	0	2	1	0	0
Conspiracy to Murder	0	0	0	0	0	0	0	0	0	0	0	0
Manslaughter (excl. by Driving & Striking)	0	0	0	0	0	0	0	0	0	0	0	0
Manslaughter - Unlawful Striking Cause Death	0	0	0	0	0	0	0	0	0	0	0	0
Driving Causing Death	0	0	0	0	0	0	0	0	0	0	0	0
Assault	373	278	56	81	55	47	43	58	51	40	48	41
Grievous Assault	3	2	1	0	2	2	4	1	4	0	5	0
Serious Assault	190	132	30	43	34	23	23	33	29	21	24	25
Serious Assault (Other)	17	16	0	8	0	1	1	3	2	2	3	1
Common Assault	163	128	25	30	19	21	15	21	16	17	16	15
Sexual Offences	97	358	13	73	5	82	3	34	2	22	4	14
Rape and Attempted Rape	13	67	1	17	2	37	2	16	1	13	1	7
Other Sexual Offences	84	291	12	56	3	45	1	18	1	9	3	7
Robbery	24	5	4	2	5	2	8	0	4	2	5	5
Armed Robbery	7	0	0	0	1	0	5	0	0	2	2	3
Unarmed Robbery	17	5	4	2	4	2	3	0	4	0	3	2
Other Offences Against the Person	47	55	2	1	0	5	5	4	1	4	4	7
Kidnapping & Abduction etc.	4	6	0	1	0	0	0	0	0	0	2	2
Extortion	0	1	0	0	0	0	0	0	0	0	0	0
Stalking	1	7	0	0	0	1	1	4	0	1	1	0
Life Endangering Acts	42	41	2	0	0	4	4	0	1	3	1	5
Offences Against the Person	542	698	75	157	65	136	59	96	60	69	61	67
Queensland												
Homicide (Murder)	2	1	0	0	0	0	0	0	0	0	0	0
Other Homicide	5	5	0	0	0	0	0	0	2	1	1	0
Attempted Murder	3	5	0	0	0	0	0	0	2	1	0	0
Conspiracy to Murder	0	0	0	0	0	0	0	0	0	0	0	0
Manslaughter (excl. by Driving & Striking)	1	0	0	0	0	0	0	0	0	0	0	0
Manslaughter - Unlawful Striking Cause Death	0	0	0	0	0	0	0	0	0	0	0	0
Driving Causing Death	1	0	0	0	0	0	0	0	0	0	1	0
Assault	1383	1155	232	285	220	268	197	241	256	234	243	251
Grievous Assault	20	15	2	2	9	3	11	4	19	5	18	8
Serious Assault	689	551	123	163	133	142	117	134	152	123	143	135
Serious Assault (Other)	80	60	14	13	15	12	12	11	13	11	16	13
Common Assault	594	529	93	107	63	111	57	92	72	95	66	95
Sexual Offences	427	1389	67	405	22	249	14	140	12	137	14	113
Rape and Attempted Rape	65	268	6	106	7	109	5	73	5	72	5	63
Other Sexual Offences	362	1121	61	299	15	140	9	67	7	65	9	50
Robbery	98	41	38	14	38	18	43	10	27	14	35	18
Armed Robbery	27	7	10	1	14	3	25	2	12	5	12	8
Unarmed Robbery	71	34	28	13	24	15	18	8	15	9	23	10
Other Offences Against the Person	244	238	21	22	11	39	16	31	12	37	14	35
Kidnapping & Abduction etc.	22	24	2	6	2	6	3	8	2	6	3	7
Extortion	0	2	0	2	0	1	1	0	0	0	1	0
Stalking	7	25	2	2	0	14	2	12	3	11	2	11
Life Endangering Acts	215	187	17	12	9	18	10	11	7	20	8	17
Offences Against the Person	2159	2829	358	726	291	574	270	422	309	423	307	417

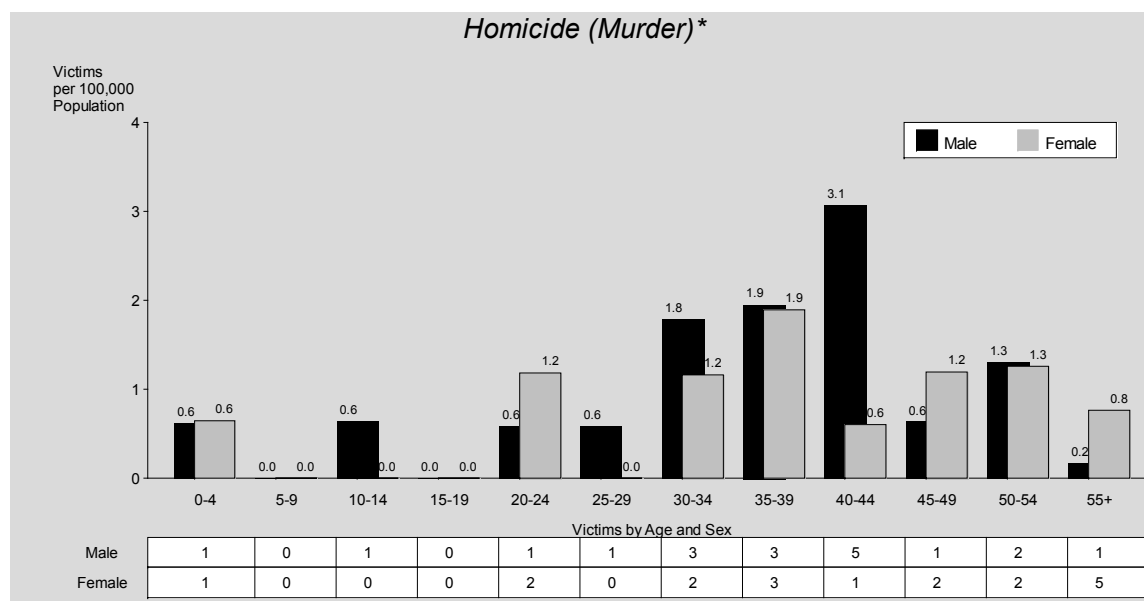
Victims of Crime

Victims of Crime by Age and Sex* – 2016-17

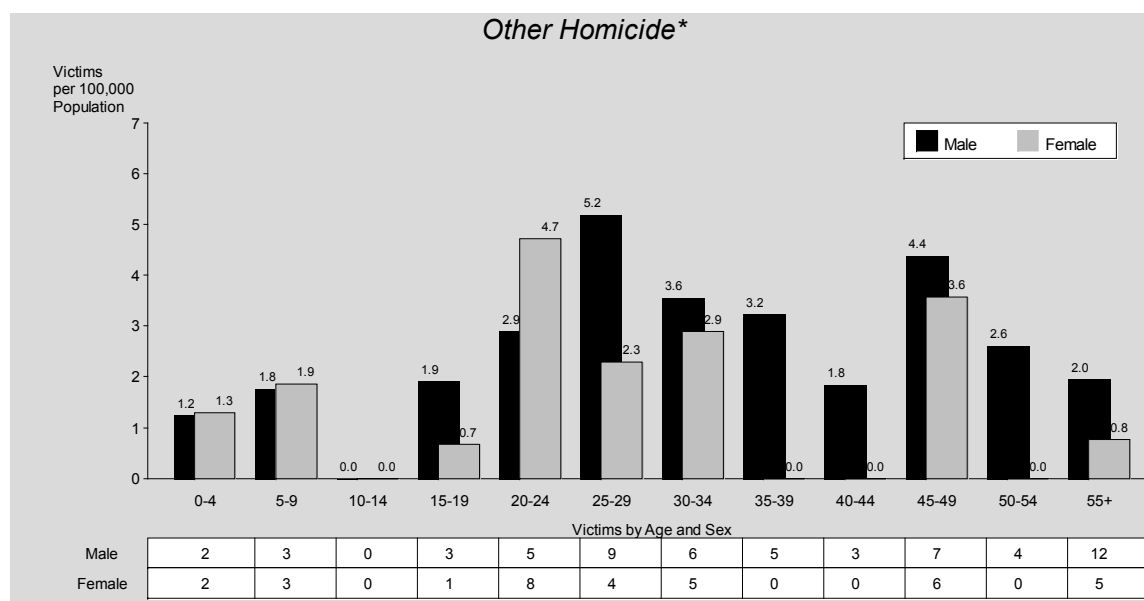
Offence	20-24		25-29		30-39		40-49		50 & over		Not Stated	
	Male	Female	Male	Female	Male	Female	Male	Female	Male	Female	Male	Female
South Eastern Region												
Homicide (Murder)	0	1	0	0	1	1	2	1	1	0	0	0
Other Homicide	1	1	1	0	2	0	4	1	2	1	0	0
Attempted Murder	1	0	1	0	2	0	4	1	2	1	0	0
Conspiracy to Murder	0	0	0	0	0	0	0	0	0	0	0	0
Manslaughter (excl. by Driving & Striking)	0	0	0	0	0	0	0	0	0	0	0	0
Manslaughter - Unlawful Striking Cause Death	0	0	0	0	0	0	0	0	0	0	0	0
Driving Causing Death	0	1	0	0	0	0	0	0	0	0	0	0
Assault	237	274	267	306	441	542	409	431	427	278	1	0
Grievous Assault	18	8	31	1	35	9	35	6	8	3	1	0
Serious Assault	135	139	120	162	199	266	186	223	205	135	0	0
Serious Assault (Other)	18	21	47	25	68	47	63	38	128	65	0	0
Common Assault	66	106	69	118	139	220	125	164	86	75	0	0
Sexual Offences	1	89	7	45	12	70	7	41	1	21	1	1
Rape and Attempted Rape	0	52	2	31	3	38	1	25	0	12	0	0
Other Sexual Offences	1	37	5	14	9	32	6	16	1	9	1	1
Robbery	49	25	38	18	36	21	39	17	23	11	0	0
Armed Robbery	23	8	19	6	18	5	23	11	12	4	0	0
Unarmed Robbery	26	17	19	12	18	16	16	6	11	7	0	0
Other Offences Against the Person	19	48	18	43	50	93	33	63	28	26	2	0
Kidnapping & Abduction etc.	5	18	5	4	5	14	3	8	1	2	0	0
Extortion	2	0	1	2	3	1	2	1	2	3	0	0
Stalking	2	16	1	18	4	32	7	23	7	5	0	0
Life Endangering Acts	10	14	11	19	38	46	21	31	18	16	2	0
Offences Against the Person	307	438	331	412	542	727	494	554	482	337	4	1
Southern Region												
Homicide (Murder)	0	0	0	0	0	1	1	1	1	0	0	0
Other Homicide	3	1	1	1	1	2	0	3	1	1	0	0
Attempted Murder	3	1	1	0	1	2	0	2	0	0	0	0
Conspiracy to Murder	0	0	0	0	0	0	0	0	0	0	0	0
Manslaughter (excl. by Driving & Striking)	0	0	0	0	0	0	0	0	0	0	0	0
Manslaughter - Unlawful Striking Cause Death	0	0	0	0	0	0	0	0	1	0	0	0
Driving Causing Death	0	0	0	1	0	0	0	1	0	1	0	0
Assault	232	241	225	247	407	340	339	251	319	226	2	2
Grievous Assault	16	4	17	3	20	4	21	10	16	2	0	0
Serious Assault	104	133	90	138	153	189	143	114	142	101	0	0
Serious Assault (Other)	43	23	35	31	83	45	74	35	100	70	2	2
Common Assault	69	81	83	75	151	102	101	92	61	53	0	0
Sexual Offences	16	70	19	42	8	70	8	43	5	29	2	2
Rape and Attempted Rape	7	34	6	23	4	32	3	19	2	12	0	0
Other Sexual Offences	9	36	13	19	4	38	5	24	3	17	2	2
Robbery	15	8	21	11	34	10	20	16	24	6	0	0
Armed Robbery	13	6	12	7	20	5	10	8	14	2	0	0
Unarmed Robbery	2	2	9	4	14	5	10	8	10	4	0	0
Other Offences Against the Person	28	37	20	40	34	54	37	52	29	28	1	1
Kidnapping & Abduction etc.	4	9	1	7	8	6	5	4	2	4	0	0
Extortion	2	2	0	0	0	0	3	2	3	0	0	0
Stalking	2	6	0	20	5	23	4	16	7	14	0	0
Life Endangering Acts	20	20	19	13	21	25	25	30	17	10	1	1
Offences Against the Person	294	357	286	341	484	477	405	366	379	290	5	5
Queensland												
Homicide (Murder)	1	2	1	0	6	5	6	3	3	7	0	0
Other Homicide	5	8	9	4	11	5	10	6	16	5	0	0
Attempted Murder	4	7	8	3	9	5	9	5	10	4	0	0
Conspiracy to Murder	0	0	0	0	0	0	0	0	0	0	0	0
Manslaughter (excl. by Driving & Striking)	0	0	0	0	1	0	0	0	2	0	0	0
Manslaughter - Unlawful Striking Cause Death	0	0	1	0	0	0	1	0	3	0	0	0
Driving Causing Death	1	1	0	1	1	0	0	1	1	1	0	0
Assault	1462	1465	1550	1345	2484	2202	2114	1584	2029	1157	3	2
Grievous Assault	106	40	107	28	169	53	139	38	82	19	1	0
Serious Assault	749	804	618	709	1020	1147	894	831	940	513	1	0
Serious Assault (Other)	213	132	297	165	470	238	403	160	586	340	1	2
Common Assault	394	489	528	443	825	764	678	555	421	285	0	0
Sexual Offences	47	452	44	295	70	384	50	230	33	155	6	4
Rape and Attempted Rape	19	237	11	147	25	191	14	125	9	63	0	0
Other Sexual Offences	28	215	33	148	45	193	36	105	24	92	6	4
Robbery	146	62	121	50	160	74	116	68	112	49	0	0
Armed Robbery	76	27	67	19	84	27	59	33	52	14	0	0
Unarmed Robbery	70	35	54	31	76	47	57	35	60	35	0	0
Other Offences Against the Person	98	220	92	194	186	321	176	252	170	134	8	2
Kidnapping & Abduction etc.	16	51	15	29	20	41	13	29	10	15	0	0
Extortion	8	4	7	2	12	4	7	10	10	7	0	0
Stalking	11	74	5	84	17	119	46	94	39	51	0	0
Life Endangering Acts	63	91	65	79	137	157	110	119	111	61	8	2
Offences Against the Person	1759	2209	1817	1888	2917	2991	2472	2143	2363	1507	17	8

* Only those offences where the victim's age and sex were identified are included.

Victims of Crime



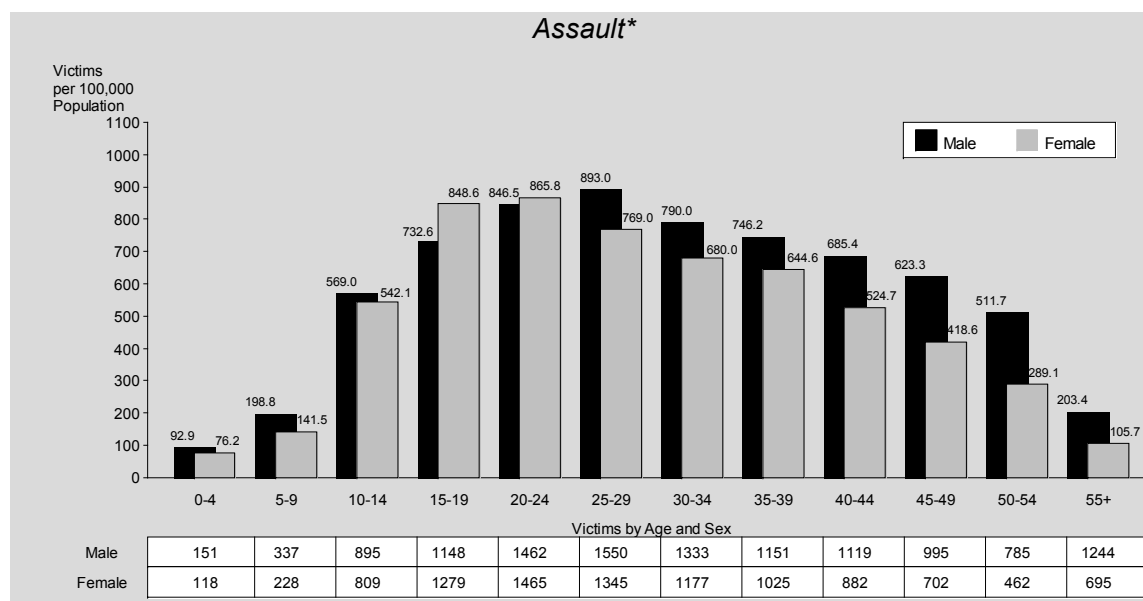
Low rates of victimisation for homicide (murder) offences mean that rates fluctuate across age groups and from year to year. In 2016-17, males aged 40-44 years were most likely to be victims of homicide (murder). Overall, 51% of victims were male and 30% of all victims were aged 30-39 years.



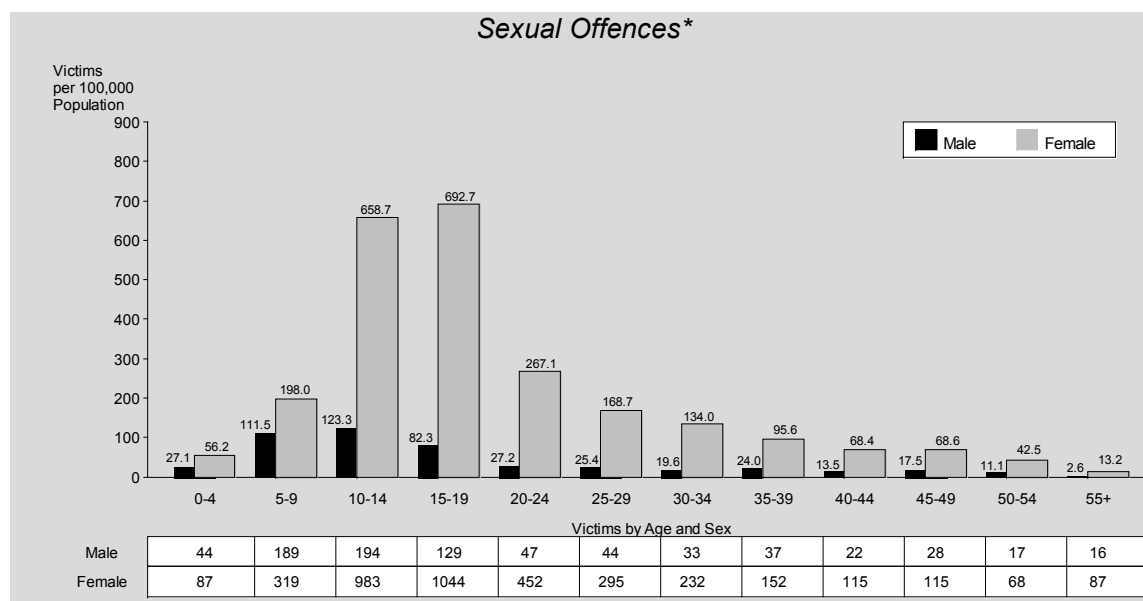
Other homicide offences are also subject to fluctuations across age groups and from year to year as a result of low rates of victimisation. Males aged 25-29 were most likely to be victims. Overall, 63% of victims were male, of which 25% of all male victims were aged 25-34. Of all female victims, those aged 20-24 years were most likely to be victims of other homicide, followed by females in the 45-49 age group.

* Only those offences where the victim's age and sex were identified are included.

Victims of Crime



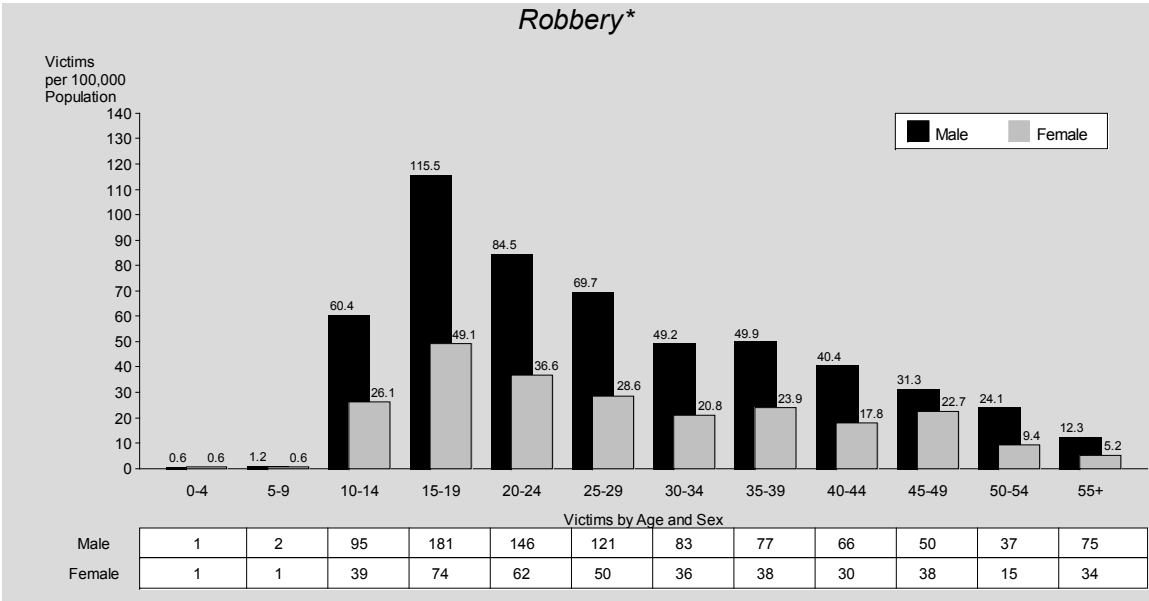
For every age cohort except 15-24 years, males were more likely to be victims of assault than females (54% were male victims). Males aged 25-29 years were most likely to be victims than other age groups. Females aged 20-24 years were most likely to be victims compared with females in other age groups. The likelihood of being a victim of assault decreased with increasing age after 24 years for females and 29 years for males.



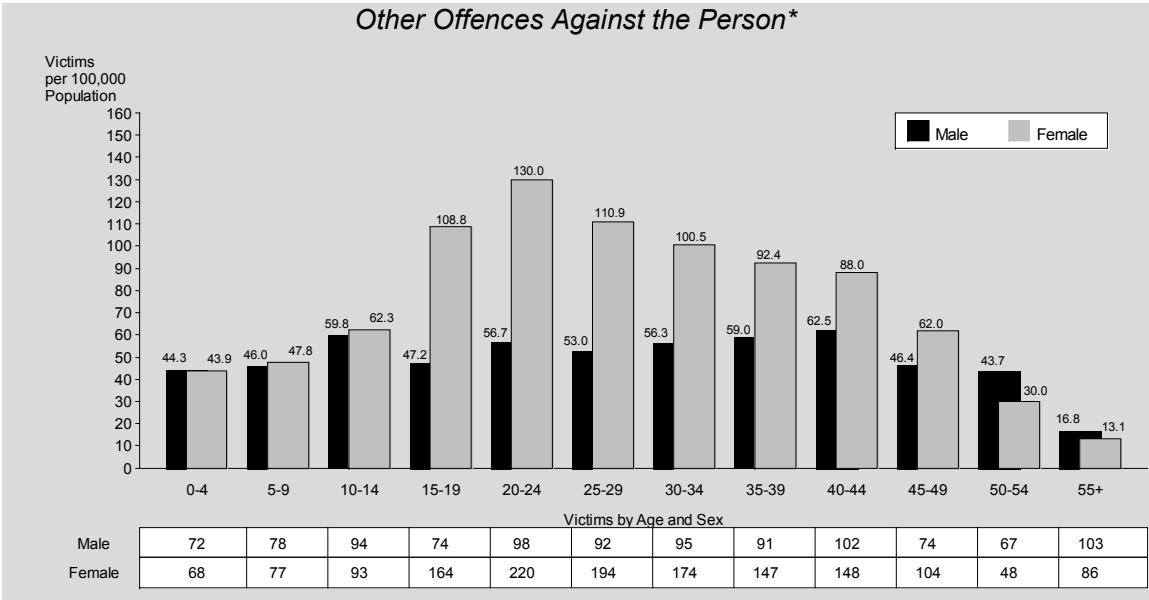
The offence category of sexual offences is unique in that the number of female victims far outweigh the number of male victims (83% were female, 17% were male). At every age, females were significantly more likely to be victims than males, with females aged 15-19 years the most likely to be a victim than other age groups. At this age, females were about eight times more likely to be victims of sexual offences than males.

* Only those offences where the victim's age and sex were identified are included.

Victims of Crime



As with most categories of offences against the person, males were significantly more likely to be victims of robbery than females (69% of victims were male). Males aged 15-19 years were most likely to be victims. The likelihood of being a victim of robbery decreased with increasing age for both males and females. For both genders, this occurs for ages 15-34 and over the age of 40 for males, while for females, over the age of 45. Note that robbery is unique in that a large proportion of victims are companies, not individuals.



Other offences against the person is a combination of a number of different offence subcategories: kidnapping and abduction etc; extortion; stalking and life endangering acts. Specific offences in these categories include ill treatment of children, armed to cause fear and strangulation in a domestic setting. As with sexual offences, this offence category is unique in that females are more likely to be victims than males (females 59%, males 41%), except for victims aged 0-4 and over 50 years. Females aged 20-24 years are the most likely to be victims of this offence subcategory, making up 29% of total victims.

* Only those offences where the victim's age and sex were identified are included.