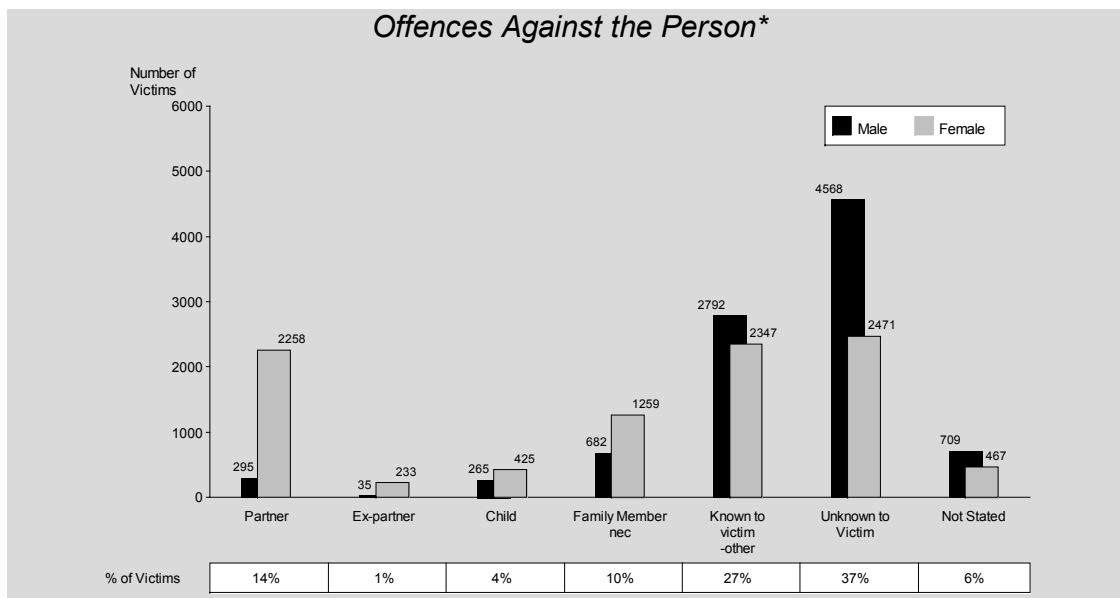


## Offender/Victim Relationships

This section provides details of the types of relationships between offenders and victims for all offences against the person. Hence, only those offences that have been cleared are included in this section.

The statistics in this section are counts of victims, rather than offenders or relationships. They do not provide a unique victim count as one person may be counted several times if they were the victim of more than one offence.

The relationship classifications used are derived from those used by the Australian Bureau of Statistics, *Recorded Crime – Victims, Australia, 2016* (cat. no. 4510.0).



\* Only those offences where the victim's age and sex were identified are included.

Note: Percentages have been rounded to the nearest whole number. Therefore, although the percentages are correct, they do not add to 100%.

As recorded in the graph above, the offender was known to the victim in 56% of the cases where the relationship was identified, including 29% where the offender and victim were related. The remaining 'known to victim' classification includes friends, colleagues and both professional and other acquaintances.

# Offender/Victim Relationships

## Victims By Sex & Relationship to Offender\* – 2016-17

Offence	Partner		Ex-partner		Child		Other Family Member nec		Known to Victim – Other		Unknown to Victim		Not Stated		Total	
	Male	Female	Male	Female	Male	Female	Male	Female	Male	Female	Male	Female	Male	Female	Male	Female
<b>Brisbane Region</b>																
<b>Homicide (Murder)</b>	0	0	0	0	0	2	0	0	3	0	3	0	0	0	6	2
<b>Other Homicide</b>	0	2	1	0	0	0	1	0	3	0	18	11	2	1	25	14
Attempted Murder	0	2	1	0	0	0	0	0	3	0	14	11	1	1	19	14
Conspiracy to Murder	0	0	0	0	0	0	0	0	0	0	0	0	0	0	0	0
Manslaughter (excl. by Driving & Striking)	0	0	0	0	0	0	0	0	0	0	2	0	0	0	2	0
Manslaughter - Unlaw. Strik. Cause Death	0	0	0	0	0	0	1	0	0	0	1	0	0	0	2	0
Driving Causing Death	0	0	0	0	0	0	0	0	0	0	1	0	1	0	2	0
<b>Assault</b>	20	179	3	33	21	26	49	62	461	280	962	339	131	27	1647	946
Grievous Assault	5	10	0	1	1	2	3	4	33	4	39	5	3	0	84	26
Serious Assault	10	139	3	25	9	13	33	28	204	135	384	122	42	9	685	471
Serious Assault (Other)	2	6	0	3	1	3	4	6	95	39	197	65	26	6	325	128
Common Assault	3	24	0	4	10	8	9	24	129	102	342	147	60	12	553	321
<b>Sexual Offences</b>	1	22	0	1	3	12	17	67	30	122	20	106	4	9	75	339
Rape and Attempted Rape	0	11	0	1	1	2	4	17	1	39	2	20	0	0	8	90
Other Sexual Offences	1	11	0	0	2	10	13	50	29	83	18	86	4	9	67	249
<b>Robbery</b>	0	4	0	0	2	0	1	1	22	5	123	64	7	6	155	80
Armed Robbery	0	0	0	0	1	0	1	1	16	3	50	13	4	1	72	18
Unarmed Robbery	0	4	0	0	1	0	0	0	6	2	73	51	3	5	83	62
<b>Other Offences Against the Person</b>	1	38	1	10	4	6	11	18	32	34	48	58	32	36	129	200
Kidnapping & Abduction etc.	1	19	0	1	0	3	2	1	2	8	13	7	3	0	21	39
Extortion	0	0	0	0	0	0	0	0	3	0	2	2	4	2	9	4
Stalking	0	6	1	7	0	0	0	2	7	16	3	35	5	15	16	81
Life Endangering Acts	0	13	0	2	4	3	9	15	20	10	30	14	20	19	83	76
<b>Offences Against the Person</b>	22	245	5	44	30	46	79	148	551	441	1174	578	176	79	2037	1581
<b>Central Region</b>																
<b>Homicide (Murder)</b>	1	1	0	0	0	1	0	0	0	0	1	0	0	0	2	2
<b>Other Homicide</b>	1	1	1	0	1	1	0	0	3	1	1	0	0	0	7	3
Attempted Murder	1	1	1	0	1	1	0	0	0	1	1	0	0	0	4	3
Conspiracy to Murder	0	0	0	0	0	0	0	0	0	0	0	0	0	0	0	0
Manslaughter (excl. by Driving & Striking)	0	0	0	0	0	0	0	0	1	0	0	0	0	0	1	0
Manslaughter - Unlaw. Strik. Cause Death	0	0	0	0	0	0	0	0	1	0	0	0	0	0	1	0
Driving Causing Death	0	0	0	0	0	0	0	0	1	0	0	0	0	0	1	0
<b>Assault</b>	34	273	8	23	37	46	71	92	475	321	815	315	99	35	1539	1105
Grievous Assault	17	10	2	0	2	0	5	3	24	10	30	4	6	0	86	27
Serious Assault	12	195	4	20	16	19	33	43	215	159	321	134	28	8	629	578
Serious Assault (Other)	2	7	0	1	4	2	8	13	106	47	190	64	22	6	332	140
Common Assault	3	61	2	2	15	25	25	33	130	105	274	113	43	21	492	360
<b>Sexual Offences</b>	1	49	0	4	4	25	19	102	40	128	13	66	6	14	83	388
Rape and Attempted Rape	0	20	0	4	1	9	4	30	8	32	1	10	0	1	14	106
Other Sexual Offences	1	29	0	0	3	16	15	72	32	96	12	56	6	13	69	282
<b>Robbery</b>	0	1	0	1	0	0	0	0	19	5	42	7	6	1	67	15
Armed Robbery	0	0	0	0	0	0	0	0	11	0	19	5	2	1	32	6
Unarmed Robbery	0	1	0	1	0	0	0	0	8	5	23	2	4	0	35	9
<b>Other Offences Against the Person</b>	0	33	0	11	3	1	15	17	30	39	38	21	32	33	118	155
Kidnapping & Abduction etc.	0	15	0	1	1	0	1	6	6	5	4	2	1	2	13	31
Extortion	0	1	0	0	0	0	0	0	1	1	0	0	1	1	2	3
Stalking	0	8	0	7	0	0	0	0	3	18	4	6	8	13	15	52
Life Endangering Acts	0	9	0	3	2	1	14	11	20	15	30	13	22	17	88	69
<b>Offences Against the Person</b>	37	358	9	39	45	74	105	211	567	494	910	409	143	83	1816	1668
<b>Northern Region</b>																
<b>Homicide (Murder)</b>	0	0	0	0	0	0	0	0	2	0	0	5	1	3	3	8
<b>Other Homicide</b>	0	1	0	0	1	0	1	0	1	1	1	0	1	0	5	2
Attempted Murder	0	1	0	0	0	0	0	0	0	1	1	0	1	0	2	2
Conspiracy to Murder	0	0	0	0	0	0	0	0	0	0	0	0	0	0	0	0
Manslaughter (excl. by Driving & Striking)	0	0	0	0	1	0	0	0	0	0	0	0	0	0	1	0
Manslaughter - Unlaw. Strik. Cause Death	0	0	0	0	0	0	1	0	0	0	0	0	0	0	1	0
Driving Causing Death	0	0	0	0	0	0	0	0	1	0	0	0	0	0	1	0
<b>Assault</b>	85	606	8	37	72	108	161	269	598	435	804	419	117	63	1845	1937
Grievous Assault	34	31	1	2	1	1	8	12	36	14	27	6	2	1	109	67
Serious Assault	42	416	5	26	35	47	84	140	237	229	266	161	25	24	694	1043
Serious Assault (Other)	3	31	0	1	5	17	24	35	147	66	235	101	50	15	464	266
Common Assault	6	128	2	8	31	43	45	82	178	126	276	151	40	23	578	561
<b>Sexual Offences</b>	1	43	0	1	3	20	23	88	42	107	15	97	3	13	87	369
Rape and Attempted Rape	0	12	0	1	0	5	3	27	8	33	2	21	1	3	14	102
Other Sexual Offences	1	31	0	0	3	15	20	61	34	74	13	76	2	10	73	267
<b>Robbery</b>	0	0	0	1	0	0	0	1	9	5	40	29	6	1	55	37
Armed Robbery	0	0	0	0	0	0	0	0	4	2	15	13	2	0	21	15
Unarmed Robbery	0	0	0	1	0	0	0	1	5	3	25	16	4	1	34	22
<b>Other Offences Against the Person</b>	0	29	0	4	2	5	33	35	32	28	26	45	25	20	118	166
Kidnapping & Abduction etc.	0	14	0	1	0	0	1	3	3	2	4	7	2	1	10	28
Extortion	0	0	0	0	0	0	0	0	1	0	0	1	1	1	2	2
Stalking	0	1	0	0	0	1	0	0	5	8	3	13	1	5	9	28
Life Endangering Acts	0	14	0	3	2	4	32	32	23	18	19	24	21	13	97	108
<b>Offences Against the Person</b>	86	679	8	43	78	133	218	393	684	576	886	595	153	100	2113	2519

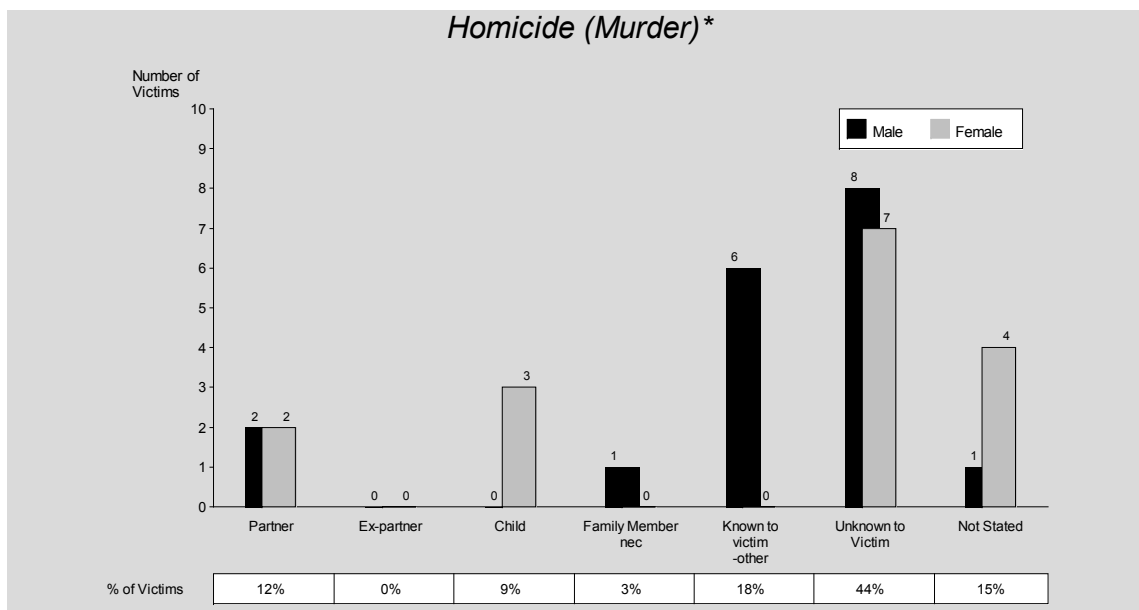
# Offender/Victim Relationships

## Victims By Sex & Relationship to Offender\* – 2016-17

Offence	Partner		Ex-partner		Child		Other Family Member nec		Known to Victim – Other		Unknown to Victim		Not Stated		Total	
	Male	Female	Male	Female	Male	Female	Male	Female	Male	Female	Male	Female	Male	Female	Male	Female
<b>South Eastern Region</b>																
<b>Homicide (Murder)</b>	<b>1</b>	<b>0</b>	<b>0</b>	<b>0</b>	<b>0</b>	<b>0</b>	<b>1</b>	<b>0</b>	<b>0</b>	<b>0</b>	<b>3</b>	<b>2</b>	<b>0</b>	<b>1</b>	<b>5</b>	<b>3</b>
<b>Other Homicide</b>	<b>0</b>	<b>0</b>	<b>0</b>	<b>0</b>	<b>0</b>	<b>0</b>	<b>1</b>	<b>1</b>	<b>3</b>	<b>0</b>	<b>6</b>	<b>2</b>	<b>1</b>	<b>0</b>	<b>11</b>	<b>3</b>
Attempted Murder	0	0	0	0	0	0	1	1	3	0	6	1	0	0	10	2
Conspiracy to Murder	0	0	0	0	0	0	0	0	0	0	0	0	0	0	0	0
Manslaughter (excl. by Driving & Striking)	0	0	0	0	0	0	0	0	0	0	0	0	0	0	0	0
Manslaughter - Unlaw. Strik. Cause Death	0	0	0	0	0	0	0	0	0	0	0	0	0	0	0	0
Driving Causing Death	0	0	0	0	0	0	0	0	0	0	0	1	1	0	1	1
<b>Assault</b>	<b>102</b>	<b>507</b>	<b>7</b>	<b>45</b>	<b>49</b>	<b>60</b>	<b>93</b>	<b>121</b>	<b>285</b>	<b>219</b>	<b>590</b>	<b>296</b>	<b>73</b>	<b>43</b>	<b>1199</b>	<b>1291</b>
Grievous Assault	11	13	2	2	2	1	2	1	20	4	41	5	2	0	80	26
Serious Assault	43	299	1	26	29	32	54	63	116	102	268	138	25	14	536	674
Serious Assault (Other)	5	19	0	3	5	5	11	16	56	28	130	66	23	6	230	143
Common Assault	43	176	4	14	13	22	26	41	93	85	151	87	23	23	353	448
<b>Sexual Offences</b>	<b>0</b>	<b>20</b>	<b>0</b>	<b>3</b>	<b>3</b>	<b>16</b>	<b>10</b>	<b>74</b>	<b>33</b>	<b>70</b>	<b>12</b>	<b>32</b>	<b>7</b>	<b>9</b>	<b>65</b>	<b>224</b>
Rape and Attempted Rape	0	6	0	1	0	4	3	22	7	30	2	5	2	1	14	69
Other Sexual Offences	0	14	0	2	3	12	7	52	26	40	10	27	5	8	51	155
<b>Robbery</b>	<b>0</b>	<b>2</b>	<b>0</b>	<b>3</b>	<b>0</b>	<b>1</b>	<b>0</b>	<b>1</b>	<b>30</b>	<b>14</b>	<b>97</b>	<b>51</b>	<b>8</b>	<b>4</b>	<b>135</b>	<b>76</b>
Armed Robbery	0	0	0	1	0	1	0	0	13	2	51	21	1	1	65	26
Unarmed Robbery	0	2	0	2	0	0	0	1	17	12	46	30	7	3	70	50
<b>Other Offences Against the Person</b>	<b>3</b>	<b>45</b>	<b>1</b>	<b>16</b>	<b>0</b>	<b>4</b>	<b>15</b>	<b>12</b>	<b>28</b>	<b>27</b>	<b>49</b>	<b>35</b>	<b>21</b>	<b>39</b>	<b>117</b>	<b>178</b>
Kidnapping & Abduction etc.	0	16	0	1	0	3	0	3	4	7	9	8	1	2	14	40
Extortion	0	0	0	0	0	0	0	0	1	0	3	1	2	1	6	2
Stalking	1	10	0	9	0	0	0	0	5	9	4	11	5	17	15	56
Life Endangering Acts	2	19	1	6	0	1	15	9	18	11	33	15	13	19	82	80
<b>Offences Against the Person</b>	<b>106</b>	<b>574</b>	<b>8</b>	<b>67</b>	<b>52</b>	<b>81</b>	<b>120</b>	<b>209</b>	<b>379</b>	<b>330</b>	<b>757</b>	<b>418</b>	<b>110</b>	<b>96</b>	<b>1532</b>	<b>1775</b>
<b>Southern Region</b>																
<b>Homicide (Murder)</b>	<b>0</b>	<b>1</b>	<b>0</b>	<b>0</b>	<b>0</b>	<b>0</b>	<b>0</b>	<b>0</b>	<b>1</b>	<b>0</b>	<b>1</b>	<b>0</b>	<b>0</b>	<b>0</b>	<b>2</b>	<b>1</b>
<b>Other Homicide</b>	<b>1</b>	<b>2</b>	<b>0</b>	<b>1</b>	<b>0</b>	<b>0</b>	<b>1</b>	<b>2</b>	<b>2</b>	<b>1</b>	<b>4</b>	<b>4</b>	<b>0</b>	<b>1</b>	<b>8</b>	<b>11</b>
Attempted Murder	1	1	0	1	0	0	1	2	1	1	4	3	0	0	7	8
Conspiracy to Murder	0	0	0	0	0	0	0	0	0	0	0	0	0	0	0	0
Manslaughter (excl. by Driving & Striking)	0	0	0	0	0	0	0	0	0	0	0	0	0	0	0	0
Manslaughter - Unlaw. Strik. Cause Death	0	0	0	0	0	0	0	0	1	0	0	0	0	0	1	0
Driving Causing Death	0	1	0	0	0	0	0	0	0	0	0	1	0	1	0	3
<b>Assault</b>	<b>38</b>	<b>342</b>	<b>5</b>	<b>28</b>	<b>50</b>	<b>63</b>	<b>115</b>	<b>133</b>	<b>491</b>	<b>345</b>	<b>702</b>	<b>325</b>	<b>80</b>	<b>43</b>	<b>1481</b>	<b>1279</b>
Grievous Assault	12	8	0	1	0	3	4	2	35	9	26	3	1	0	78	26
Serious Assault	16	237	3	16	28	30	59	76	182	162	267	113	20	18	575	652
Serious Assault (Other)	1	15	0	2	5	6	7	14	111	53	159	79	25	6	308	175
Common Assault	9	82	2	9	17	24	45	41	163	121	250	130	34	19	520	426
<b>Sexual Offences</b>	<b>1</b>	<b>32</b>	<b>0</b>	<b>1</b>	<b>7</b>	<b>22</b>	<b>28</b>	<b>141</b>	<b>43</b>	<b>124</b>	<b>9</b>	<b>56</b>	<b>11</b>	<b>14</b>	<b>99</b>	<b>390</b>
Rape and Attempted Rape	0	12	0	1	2	7	8	43	6	33	1	15	1	1	18	112
Other Sexual Offences	1	20	0	0	5	15	20	98	37	91	8	41	10	13	81	278
<b>Robbery</b>	<b>1</b>	<b>2</b>	<b>0</b>	<b>1</b>	<b>0</b>	<b>0</b>	<b>2</b>	<b>1</b>	<b>30</b>	<b>8</b>	<b>73</b>	<b>31</b>	<b>7</b>	<b>6</b>	<b>113</b>	<b>49</b>
Armed Robbery	1	0	0	1	0	0	1	0	18	4	42	19	2	4	64	28
Unarmed Robbery	0	2	0	0	0	0	1	1	12	4	31	12	5	2	49	21
<b>Other Offences Against the Person</b>	<b>3</b>	<b>23</b>	<b>0</b>	<b>9</b>	<b>3</b>	<b>6</b>	<b>14</b>	<b>21</b>	<b>44</b>	<b>28</b>	<b>52</b>	<b>55</b>	<b>29</b>	<b>45</b>	<b>145</b>	<b>187</b>
Kidnapping & Abduction etc.	0	12	0	4	0	0	1	1	8	4	10	9	2	0	21	30
Extortion	0	0	0	1	0	0	0	0	1	1	2	1	2	2	5	5
Stalking	2	2	0	4	0	0	0	0	2	14	3	13	6	28	13	61
Life Endangering Acts	1	9	0	0	3	6	13	20	33	9	37	32	19	15	106	91
<b>Offences Against the Person</b>	<b>44</b>	<b>402</b>	<b>5</b>	<b>40</b>	<b>60</b>	<b>91</b>	<b>160</b>	<b>298</b>	<b>611</b>	<b>506</b>	<b>841</b>	<b>471</b>	<b>127</b>	<b>109</b>	<b>1848</b>	<b>1917</b>
<b>Queensland</b>																
<b>Homicide (Murder)</b>	<b>2</b>	<b>2</b>	<b>0</b>	<b>0</b>	<b>0</b>	<b>3</b>	<b>1</b>	<b>0</b>	<b>6</b>	<b>0</b>	<b>8</b>	<b>7</b>	<b>1</b>	<b>4</b>	<b>18</b>	<b>16</b>
<b>Other Homicide</b>	<b>2</b>	<b>6</b>	<b>2</b>	<b>1</b>	<b>2</b>	<b>1</b>	<b>4</b>	<b>3</b>	<b>12</b>	<b>3</b>	<b>30</b>	<b>17</b>	<b>4</b>	<b>2</b>	<b>56</b>	<b>33</b>
Attempted Murder	2	5	2	1	1	1	2	3	7	3	26	15	2	1	42	29
Conspiracy to Murder	0	0	0	0	0	0	0	0	0	0	0	0	0	0	0	0
Manslaughter (excl. by Driving & Striking)	0	0	0	0	1	0	0	0	1	0	2	0	0	0	4	0
Manslaughter - Unlaw. Strik. Cause Death	0	0	0	0	0	0	2	0	2	0	1	0	0	0	5	0
Driving Causing Death	0	1	0	0	0	0	0	0	2	0	1	2	2	1	5	4
<b>Assault</b>	<b>279</b>	<b>1907</b>	<b>31</b>	<b>166</b>	<b>229</b>	<b>303</b>	<b>489</b>	<b>677</b>	<b>2310</b>	<b>1600</b>	<b>3873</b>	<b>1694</b>	<b>500</b>	<b>211</b>	<b>7711</b>	<b>6558</b>
Grievous Assault	79	72	5	6	6	7	22	22	148	41	163	23	14	1	437	172
Serious Assault	123	1286	16	113	117	141	263	350	954	787	1506	668	140	73	3119	3418
Serious Assault (Other)	13	78	0	10	20	33	54	84	515	233	911	375	146	39	1659	852
Common Assault	64	471	10	37	86	122	150	221	693	539	1293	628	200	98	2496	2116
<b>Sexual Offences</b>	<b>4</b>	<b>166</b>	<b>0</b>	<b>10</b>	<b>20</b>	<b>95</b>	<b>97</b>	<b>473</b>	<b>188</b>	<b>551</b>	<b>69</b>	<b>357</b>	<b>31</b>	<b>59</b>	<b>409</b>	<b>1711</b>
Rape and Attempted Rape	0	61	0	8	4	27	22	140	30	167	8	71	4	6	68	480
Other Sexual Offences	4	105	0	2	16	68	75	333	158	384	61	286	27	53	341	1231
<b>Robbery</b>	<b>1</b>	<b>9</b>	<b>0</b>	<b>6</b>	<b>2</b>	<b>1</b>	<b>3</b>	<b>4</b>	<b>110</b>	<b>37</b>	<b>375</b>	<b>182</b>	<b>34</b>	<b>18</b>	<b>525</b>	<b>257</b>
Armed Robbery	1	0	0	2	1	1	2	1	62	11	177	71	11	7	254	93
Unarmed Robbery	0	9	0	4	1	0	1	3	48	26	198	111	23	11	271	164
<b>Other Offences Against the Person</b>	<b>7</b>	<b>168</b>	<b>2</b>	<b>51</b>	<b>12</b>	<b>22</b>	<b>88</b>	<b>103</b>	<b>166</b>	<b>156</b>	<b>213</b>	<b>214</b>	<b>139</b>	<b>174</b>	<b>627</b>	<b>888</b>
Kidnapping & Abduction etc.	1	76	0	8	1	6	5	14	23	26	40	33	9	5	79	168
Extortion	0	1	0	1	0	0	0	0	7	2	7	5	10	7	24	16
Stalking	3	27	1	28	0	1	0	2	22	65	17	78	25	79	68	280
Life Endangering Acts	3	64	1	14	11	15	83	87	114	63	149	98	95	83	456	424
<b>Offences Against the Person</b>	<b>295</b>	<b>2258</b>	<b>35</b>	<b>234</b>	<b>265</b>	<b>425</b>	<b>682</b>	<b>1260</b>	<b>2792</b>	<b>2347</b>	<b>4568</b>	<b>2471</b>	<b>709</b>	<b>468</b>	<b>9346</b>	<b>9463</b>

\* Only those offenders whose age and sex were identified are included.

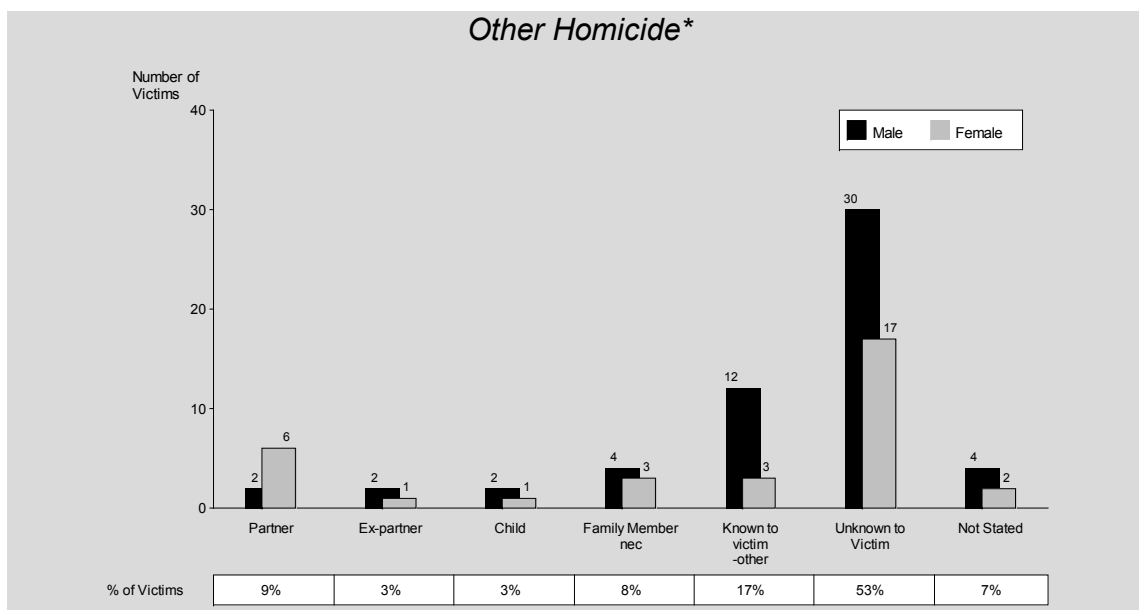
## Offender/Victim Relationships



\* Only those offences where the victim's age and sex were identified are included.

Note: Percentages have been rounded to the nearest whole number. Therefore, although the percentages are correct, they do not add to 100%.

For approximately 41% of homicide (murder) offences, the offender was known to the victim. Twenty-four percent of victims were from the same family of the offender, which includes partners, spouses, children, siblings, grandparents, aunts, uncles and other familial relationships.

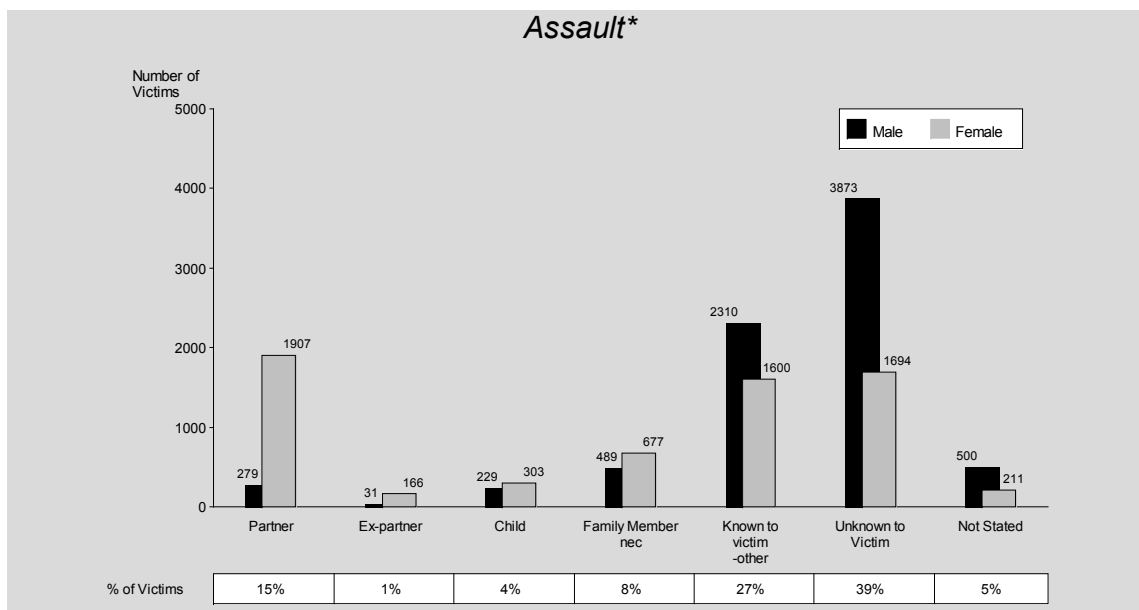


\* Only those offences where the victim's age and sex were identified are included.

Note: Percentages have been rounded to the nearest whole number. Therefore, although the percentages are correct, they do not add to 100%.

In 40% of other homicide offences, the offender was known to the victim. Of all cases, 24% were committed by a family member. A further 17% of all victims were known to the offender either as friends, acquaintances, neighbours or colleagues while 53% were unknown to the offender.

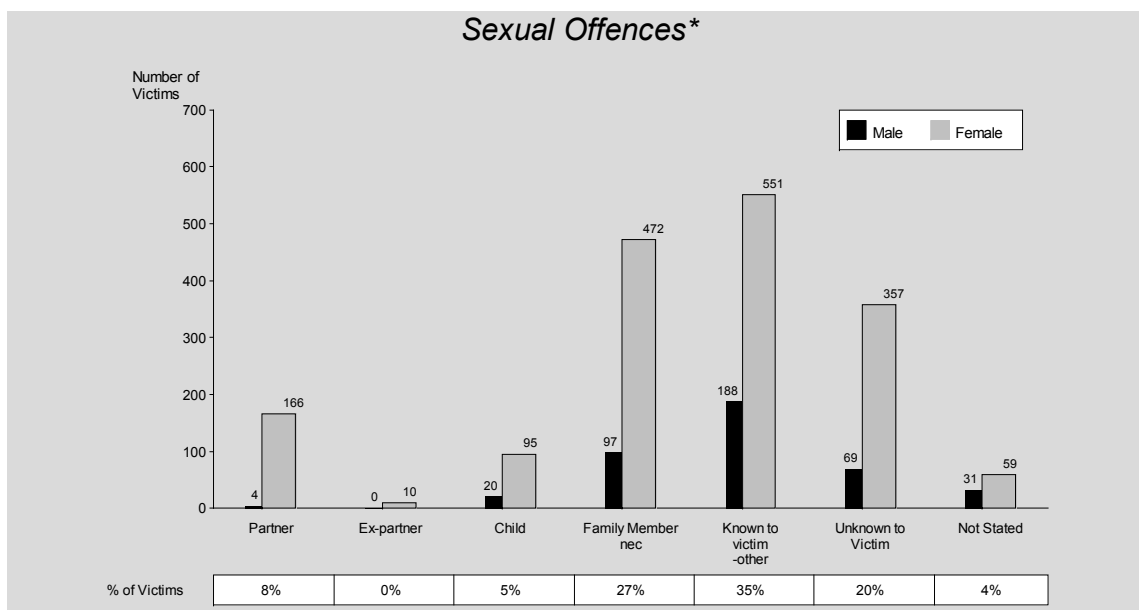
# Offender/Victim Relationships



\* Only those offences where the victim's age and sex were identified are included.

Note: Percentages have been rounded to the nearest whole number. Therefore, although the percentages are correct, they do not add to 100%.

For all victims of assault, 56% were known to the offender. In 29% of cases, the offender was a family member and a further 27% were known to the offender as friends, acquaintances, neighbours or colleagues.

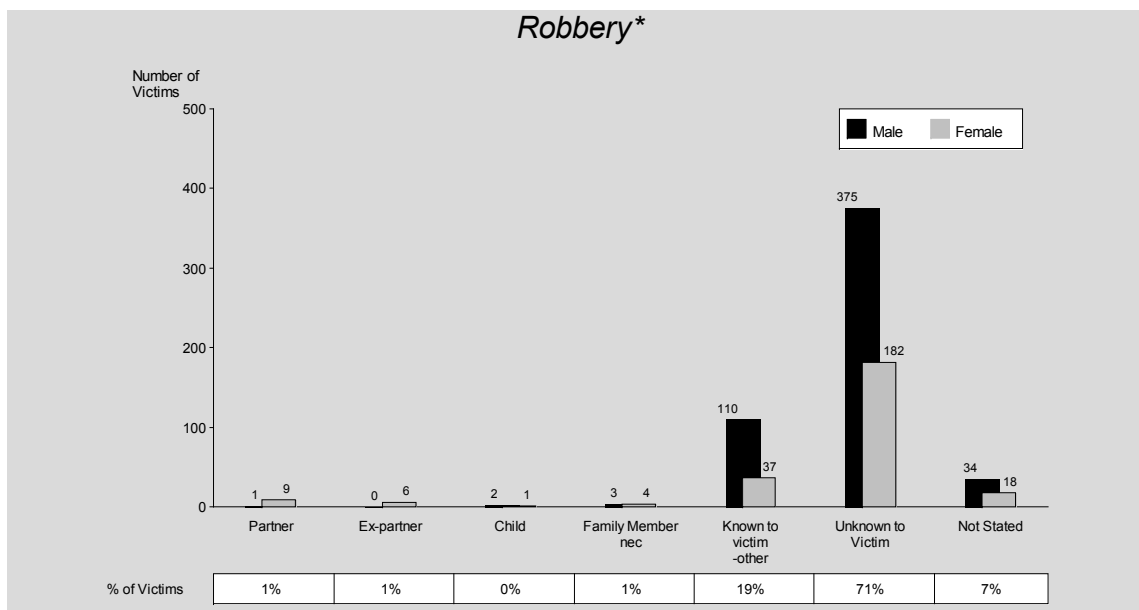


\* Only those offences where the victim's age and sex were identified are included.

Note: Percentages have been rounded to the nearest whole number. Therefore, although the percentages are correct, they do not add to 100%.

For a substantial proportion of sexual offences victims (approximately 76%), the offender was known to the victim. A large proportion of victims (41%) are from the same family as the offender while 35% were friends, acquaintances, neighbours or colleagues.

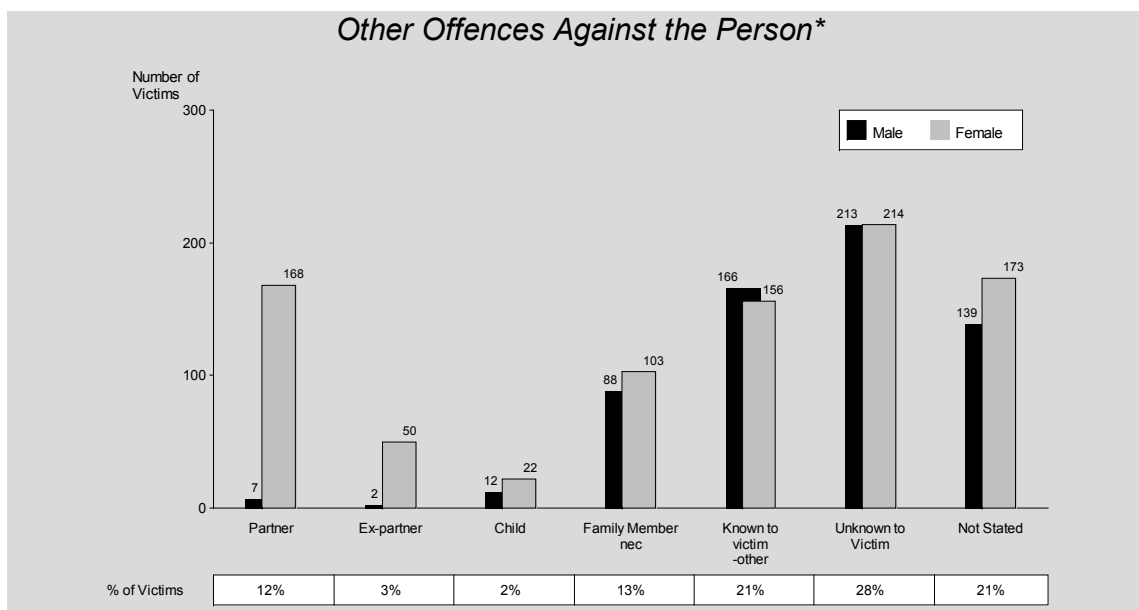
## Offender/Victim Relationships



\* Only those offences where the victim's age and sex were identified are included.

Note: Percentages have been rounded to the nearest whole number. Therefore, although the percentages are correct, they do not add to 100%.

For a large proportion of victims of robbery offences (approximately 71%), the offender was not known to the victim. Robbery is unique in that very few offences are committed by persons known or related to the victim.



\* Only those offenders whose age and sex were identified are included.

Note: Percentages have been rounded to the nearest whole number. Therefore, although the percentages are correct, they do not add to 100%.

In 28% of those relationships that were recorded for other offences against the person, the offender was not known to the victim. Thirty percent involved offenders who were related to the victim, while 21% were known to the victim but not related as family.