



Offenders

The tables and graphs in this section provide information on persons responsible for offences. It is important to note that Queensland Police Service offender statistics are based on offence counts and do not and cannot refer to individuals. Rather, offender data refers to the number of offences cleared or solved through an action against an offender. As such, offender data does not equate to a unique offender count, nor does it equate to the number of offences cleared. For example, an offender charged with assault, motor vehicle theft, unlawful entry and other theft (excluding unlawful entry) would be included four times in any offender breakdown by age and sex.

Only persons aged 10 and over are deemed to be offenders. Under Queensland law, children under 10 are not held criminally responsible, although they may be involved in the commission of an offence. Juvenile offenders are those aged between and including 10 and 16 years.

Offenders have not been included if their age and sex is not recorded in Queensland Police Service records. Less than 1% of offenders have been excluded for this reason.

Calculations relating to number of offenders per 100,000 persons was taken from Australian Bureau of Statistics, *Australian Demographic Statistics, December 2016* (cat. no. 3101.0).

The reference date used to generate statistics for the year under review is the date an action commenced. As such, offenders proceeded against for matters reported in previous periods will be included in the tables and graphs of this section.

Offenders

by Age and Sex* – 2016-17

Offence	10-14		15		16		17		18		19	
	Male	Female	Male	Female	Male	Female	Male	Female	Male	Female	Male	Female
Homicide (Murder)	0	0	0	0	0	0	2	0	1	0	1	1
Other Homicide	0	0	0	2	0	0	1	1	0	0	1	1
Attempted Murder	0	0	0	2	0	0	0	1	0	0	0	1
Conspiracy to Murder	0	0	0	0	0	0	0	0	0	0	0	0
Manslaughter (excl. by Driving & Striking)	0	0	0	0	0	0	1	0	0	0	0	0
Manslaughter - Unlawful Striking Cause Death	0	0	0	0	0	0	0	0	0	0	0	0
Driving Causing Death	0	0	0	0	0	0	0	0	0	0	1	0
Assault	696	481	314	224	314	170	318	147	309	120	315	97
Grievous Assault	11	5	8	2	16	6	13	4	23	7	27	4
Serious Assault	278	219	140	116	142	83	162	73	159	50	163	40
Serious Assault (Other)	149	67	68	25	51	23	44	15	48	19	37	15
Common Assault	258	190	98	81	105	58	99	55	79	44	88	38
Sexual Offences	209	36	112	10	83	6	71	5	63	3	50	0
Rape and Attempted Rape	47	1	24	1	18	0	22	0	19	0	9	0
Other Sexual Offences	162	35	88	9	65	6	49	5	44	3	41	0
Robbery	115	66	109	44	94	24	77	15	81	8	53	3
Armed Robbery	45	11	40	11	46	6	40	2	46	1	29	2
Unarmed Robbery	70	55	69	33	48	18	37	13	35	7	24	1
Other Offences Against the Person	116	24	46	11	50	11	34	9	45	7	56	6
Kidnapping & Abduction etc.	2	1	1	1	6	1	2	1	5	4	7	1
Extortion	1	1	1	1	2	0	1	1	0	0	0	0
Stalking	8	1	8	3	6	1	1	2	4	0	5	1
Life Endangering Acts	105	21	36	6	36	9	30	5	36	3	44	4
Offences Against the Person	1136	607	581	291	541	211	503	177	499	138	476	108
Unlawful Entry	2397	458	1143	151	1144	162	1081	95	589	87	432	54
Unlawful Entry With Intent - Dwelling**	1056	222	674	98	742	108	794	72	376	67	272	28
– Unlawful Entry Without Violence - Dwelling	1039	209	657	95	713	105	778	65	349	65	251	25
– Unlawful Entry With Violence - Dwelling	17	13	17	3	29	3	16	7	27	2	21	3
Unlawful Entry With Intent - Shop	201	40	75	9	55	12	45	6	31	5	41	2
Unlawful Entry With Intent - Other	1140	196	394	44	347	42	242	17	182	15	119	24
Arson	70	14	33	7	20	3	13	5	12	0	2	1
Other Property Damage	1929	499	711	167	612	125	534	89	561	60	401	62
Unlawful Use of Motor Vehicle*	675	259	579	170	550	160	554	92	278	92	182	48
Other Theft (excl. Unlawful Entry)	2930	1417	1446	723	1185	596	1175	520	857	402	741	305
Stealing from Dwellings	213	35	92	25	63	10	72	13	47	8	19	8
Shop Stealing	1104	1012	480	532	410	423	374	393	323	280	338	185
Vehicles (steal from/enter with intent)	728	120	480	63	376	58	363	39	240	23	129	31
Other Stealing	885	250	394	103	336	105	366	75	247	91	255	81
Fraud	336	162	291	114	272	84	325	120	209	75	215	159
Fraud by Computer	1	0	0	0	0	0	0	1	0	0	2	2
Fraud by Cheque	0	0	0	0	0	1	0	1	0	0	0	0
Fraud by Credit Card	306	141	253	100	247	66	294	93	138	45	162	104
Identity Fraud	0	0	0	0	1	0	2	3	2	0	0	1
Other Fraud	29	21	38	14	24	17	29	22	69	30	51	52
Handling Stolen Goods	312	77	174	46	171	33	173	48	114	35	115	55
Possess Property Suspected Stolen	152	38	78	26	72	19	73	17	48	18	51	33
Receiving Stolen Property	36	17	15	5	21	3	19	2	9	5	9	2
Possess etc. Tainted Property	123	22	81	15	77	11	79	29	57	12	54	20
Other Handling Stolen Goods	1	0	0	0	1	0	2	0	0	0	1	0
Offences Against Property	8649	2886	4377	1378	3954	1163	3855	969	2620	751	2088	684
Drug Offences	841	315	939	253	1338	412	2185	620	2533	791	2479	736
Prostitution Offences	0	0	0	0	0	0	0	0	0	0	0	0
Liquor (excl. Drunkenness)	17	8	29	16	53	16	144	71	126	54	161	37
Gaming Racing & Betting Offences	0	0	0	0	0	0	1	0	0	0	0	0
Breach Domestic Violence Protection Order	6	1	5	1	63	29	134	14	292	88	387	105
Trespassing and Vagrancy	948	275	480	109	356	69	349	61	197	35	153	20
Weapons Act Offences	203	21	112	18	140	19	140	16	156	26	155	21
Good Order Offences	1026	571	830	382	927	468	1408	522	2138	593	2043	535
Stock Related Offences	0	0	0	0	0	0	0	0	0	0	0	0
Traffic and Related Offences	39	12	43	9	79	17	361	61	684	173	906	217
Miscellaneous Offences	227	240	155	90	88	26	44	11	49	8	48	4
Other Offences	3307	1443	2593	878	3044	1056	4766	1376	6175	1768	6332	1675

* Only those offenders whose age and sex were identified are included.

** Community by-law offences cannot be separated into offences with and without violence. As such, subcategories may not add to the total.

Unlawful use of motor vehicle includes attempted offences.

Offenders

by Age and Sex* – 2016-17

Offence	20-24		25-29		30-39		40-49		50-59		60+	
	Male	Female	Male	Female	Male	Female	Male	Female	Male	Female	Male	Female
Homicide (Murder)	3	2	7	2	6	3	5	4	6	0	10	0
Other Homicide	16	1	14	5	18	2	15	5	7	0	4	1
Attempted Murder	12	0	11	2	11	2	8	3	1	0	2	0
Conspiracy to Murder	0	0	0	0	0	0	0	0	0	0	0	1
Manslaughter (excl. by Driving & Striking)	0	0	1	2	2	0	0	2	3	0	1	0
Manslaughter - Unlawful Striking Cause Death	0	0	1	0	1	0	1	0	2	0	0	0
Driving Causing Death	4	1	1	1	4	0	6	0	1	0	1	0
Assault	1751	520	1591	471	2612	828	1645	506	589	194	310	68
Grievous Assault	112	33	91	36	120	37	85	32	14	8	8	0
Serious Assault	934	234	818	224	1359	355	841	200	252	67	124	21
Serious Assault (Other)	272	77	232	67	347	125	216	71	109	41	82	13
Common Assault	433	176	450	144	786	311	503	203	214	78	96	34
Sexual Offences	229	7	167	6	378	28	353	16	242	2	330	0
Rape and Attempted Rape	77	2	57	1	134	6	106	5	67	0	64	0
Other Sexual Offences	152	5	110	5	244	22	247	11	175	2	266	0
Robbery	214	33	195	28	184	23	57	6	16	2	1	0
Armed Robbery	136	14	127	14	111	9	31	0	6	0	0	0
Unarmed Robbery	78	19	68	14	73	14	26	6	10	2	1	0
Other Offences Against the Person	398	44	381	66	719	107	383	88	164	24	52	3
Kidnapping & Abduction etc.	52	5	38	7	78	13	39	8	20	1	2	0
Extortion	7	0	3	1	18	2	7	4	3	2	1	0
Stalking	46	5	29	6	86	13	66	24	29	13	16	1
Life Endangering Acts	293	34	311	52	537	79	271	52	112	8	33	2
Offences Against the Person	2611	607	2355	578	3917	991	2458	625	1024	222	707	72
Unlawful Entry	1426	239	1033	239	1998	320	723	109	145	29	26	2
Unlawful Entry With Intent - Dwelling**	904	172	601	167	1170	214	412	74	80	22	18	2
– Unlawful Entry Without Violence - Dwelling	814	139	513	143	1015	187	361	55	59	17	13	2
– Unlawful Entry With Violence - Dwelling	90	33	88	24	155	27	51	19	21	5	5	0
Unlawful Entry With Intent - Shop	101	10	71	7	123	19	65	4	20	0	0	0
Unlawful Entry With Intent - Other	421	57	361	65	705	87	246	31	45	7	8	0
Arson	27	3	34	3	36	15	23	3	9	1	6	1
Other Property Damage	1544	269	1108	226	1783	364	820	213	261	68	96	16
Unlawful Use of Motor Vehicle#	879	234	742	207	975	253	244	66	49	7	19	2
Other Theft (excl. Unlawful Entry)	3274	1633	3160	1647	5712	2916	2240	1237	557	365	313	209
Stealing from Dwellings	131	60	122	47	207	97	86	32	16	9	6	2
Shop Stealing	1066	1002	1090	929	2147	1693	883	782	209	257	176	171
Vehicles (steal from/enter with intent)	741	123	518	140	978	179	264	46	51	9	10	1
Other Stealing	1336	448	1430	531	2380	947	1007	377	281	90	121	35
Fraud	1152	529	1241	627	2451	1264	1211	466	245	143	115	34
Fraud by Computer	8	1	6	2	11	5	4	1	4	1	0	0
Fraud by Cheque	13	5	7	3	17	17	19	10	1	2	22	1
Fraud by Credit Card	749	298	590	300	1289	751	485	214	100	43	16	8
Identity Fraud	10	12	92	19	79	25	10	9	5	16	8	1
Other Fraud	372	213	546	303	1055	466	693	232	135	81	69	24
Handling Stolen Goods	546	231	566	241	1010	398	479	161	113	30	34	10
Possess Property Suspected Stolen	219	89	239	91	427	164	190	64	42	9	12	5
Receiving Stolen Property	34	17	37	27	78	35	39	11	10	3	1	0
Possess etc. Tainted Property	287	124	282	122	496	196	247	84	60	18	21	5
Other Handling Stolen Goods	6	1	8	1	9	3	3	2	1	0	0	0
Offences Against Property	8848	3138	7884	3190	13965	5530	5740	2255	1379	643	609	274
Drug Offences	10642	3823	8798	3639	14565	5822	7935	3051	2846	865	694	121
Prostitution Offences	0	6	1	10	4	15	3	32	2	16	0	0
Liquor (excl. Drunkenness)	648	198	492	157	782	339	586	251	239	94	89	22
Gaming Racing & Betting Offences	0	0	1	0	0	0	1	0	0	0	0	0
Breach Domestic Violence Protection Order	2893	560	3388	607	6971	1159	4142	704	1088	193	232	25
Trespassing and Vagrancy	547	97	391	99	747	252	423	124	147	36	48	10
Weapons Act Offences	804	153	874	190	1434	267	752	103	292	28	173	10
Good Order Offences	9023	2374	6615	1992	9057	3242	4939	1823	1559	530	526	101
Stock Related Offences	2	2	20	1	20	6	26	9	36	12	39	6
Traffic and Related Offences	5907	1544	5800	1741	9263	2831	5657	1754	2397	684	1004	239
Miscellaneous Offences	381	31	308	26	479	54	337	40	208	32	148	38
Other Offences	30847	8788	26688	8462	43322	13987	24801	7891	8814	2490	2953	572

* Only those offenders whose age and sex were identified are included.

** Community by-law offences cannot be separated into offences with and without violence. As such, subcategories may not add to the total.

Unlawful use of motor vehicle includes attempted offences.

Indigenous Offenders

by Type of Action and Age* – 2016-17

Offence	Arrest		Caution		Community Conference		Notice to Appear		Summons		Warrant		Other	
	Juvenile	Adult	Juvenile	Adult	Juvenile	Adult	Juvenile	Adult	Juvenile	Adult	Juvenile	Adult	Juvenile	Adult
Homicide (Murder)	0	7	0	0	0	0	0	0	0	0	0	0	0	0
Other Homicide	1	9	0	0	0	0	0	2	0	0	0	0	0	1
Attempted Murder	1	7	0	0	0	0	0	1	0	0	0	0	0	0
Conspiracy to Murder	0	0	0	0	0	0	0	0	0	0	0	0	0	0
Manslaughter (excl. by Driving & Striking)	0	1	0	0	0	0	0	0	0	0	0	0	0	1
Manslaughter - Unlawful Striking Cause Death	0	1	0	0	0	0	0	0	0	0	0	0	0	0
Driving Causing Death	0	0	0	0	0	0	0	1	0	0	0	0	0	0
Assault	399	2459	229	6	63	2	205	838	3	12	9	90	25	219
Grievous Assault	7	186	2	0	2	0	1	17	0	1	0	9	0	5
Serious Assault	173	1179	117	4	32	2	74	439	1	8	6	59	12	107
Serious Assault (Other)	98	417	36	0	10	0	57	119	1	0	2	7	2	13
Common Assault	121	677	74	2	19	0	73	263	1	3	1	15	11	94
Sexual Offences	27	200	23	0	6	0	12	20	0	0	0	6	35	49
Rape and Attempted Rape	10	70	0	0	1	0	0	3	0	0	0	3	3	4
Other Sexual Offences	17	130	23	0	5	0	12	17	0	0	0	3	32	45
Robbery	112	196	10	0	7	0	12	16	0	0	3	20	2	2
Armed Robbery	48	97	3	0	3	0	3	11	0	0	1	11	1	1
Unarmed Robbery	64	99	7	0	4	0	9	5	0	0	2	9	1	1
Other Offences Against the Person	53	373	29	0	6	0	13	54	1	1	0	17	2	31
Kidnapping & Abduction etc.	3	52	1	0	0	0	0	2	0	0	0	4	0	0
Extortion	0	1	0	0	0	0	0	0	0	0	0	0	0	0
Stalking	2	27	0	0	0	0	1	0	0	1	0	1	0	4
Life Endangering Acts	48	293	28	0	6	0	12	52	1	0	0	12	2	27
Offences Against the Person	592	3244	291	6	82	2	242	930	4	13	12	133	64	302
Unlawful Entry	2221	2222	657	19	172	1	414	571	19	25	53	170	43	41
Unlawful Entry With Intent - Dwelling**	1392	1604	194	12	60	0	223	371	12	21	42	129	27	24
– Unlawful Entry Without Violence - Dwelling	1368	1487	189	12	56	0	222	359	12	20	42	120	27	21
– Unlawful Entry With Violence - Dwelling	24	117	5	0	4	0	1	12	0	1	0	9	0	3
Unlawful Entry With Intent - Shop	177	133	52	1	14	0	28	47	0	0	0	7	2	3
Unlawful Entry With Intent - Other	652	485	411	6	98	1	163	153	7	4	11	34	14	14
Arson	28	23	26	0	9	0	1	8	0	0	0	1	2	1
Other Property Damage	864	1343	558	6	143	0	460	677	13	7	6	33	32	67
Unlawful Use of Motor Vehicle#	1170	1147	165	3	43	0	186	293	3	18	32	97	5	22
Other Theft (excl. Unlawful Entry)	1801	2355	720	17	177	1	967	2157	20	40	33	231	35	77
Stealing from Dwellings	123	115	50	1	9	0	25	77	2	1	0	8	3	11
Shop Stealing	463	782	342	3	42	0	543	1197	11	14	3	48	7	9
Vehicles (steal from/enter with intent)	659	709	147	9	89	1	153	205	4	9	18	56	15	20
Other Stealing	556	749	181	4	37	0	246	678	3	16	12	119	10	37
Fraud	219	903	38	5	8	0	86	671	0	13	18	179	2	21
Fraud by Computer	0	2	0	0	0	0	0	2	0	0	0	0	0	0
Fraud by Cheque	0	9	1	0	0	0	0	8	0	0	0	2	0	0
Fraud by Credit Card	213	780	31	5	7	0	83	468	0	12	18	163	2	7
Identity Fraud	0	1	0	0	0	0	0	1	0	0	0	1	0	1
Other Fraud	6	111	6	0	1	0	3	192	0	1	0	13	0	13
Handling Stolen Goods	199	407	56	2	13	0	114	358	1	2	2	14	5	5
Possess Property Suspected Stolen	80	182	24	0	5	0	55	149	1	1	1	4	4	4
Receiving Stolen Property	28	34	9	0	4	0	12	33	0	0	0	1	0	0
Possess etc. Tainted Property	91	189	23	2	3	0	47	176	0	1	1	8	1	1
Other Handling Stolen Goods	0	2	0	0	1	0	0	0	0	0	0	1	0	0
Offences Against Property	6502	8400	2220	52	565	2	2228	4735	56	105	144	725	124	234
Drug Offences	228	2638	221	9	7	0	198	4796	1	11	0	33	215	1083
Prostitution Offences	0	0	0	0	0	0	0	0	0	0	0	0	0	0
Liquor (excl. Drunkenness)	8	536	6	4	0	0	19	1945	0	4	0	0	1	111
Gaming Racing & Betting Offences	0	1	0	0	0	0	0	0	0	0	0	0	0	0
Breach Domestic Violence Protection Order	33	3769	0	2	0	0	17	1096	0	19	0	156	10	1368
Trespassing and Vagrancy	424	527	265	6	31	0	273	393	8	2	4	6	13	42
Weapons Act Offences	58	319	47	2	2	0	52	360	0	0	0	7	7	7
Good Order Offences	753	6363	185	11	30	7	783	3883	0	44	6	85	41	2398
Stock Related Offences	0	0	0	3	0	0	0	2	0	1	0	0	0	0
Traffic and Related Offences	66	898	6	1	3	0	18	3434	0	9	3	19	0	29
Miscellaneous Offences	16	191	60	6	9	0	10	264	1	1	1	19	9	20
Other Offences	1586	15242	790	44	82	7	1370	16173	10	91	14	325	296	5058

* Only those offenders whose age and sex were identified are included.

** Community by-law offences cannot be separated into offences with and without violence. As such, subcategories may not add to the total.

Unlawful use of motor vehicle includes attempted offences.

Refer to Glossary for definitions of actions (page 189).

Non-Indigenous Offenders

by Type of Action and Age* – 2016-17

Offence	Arrest		Caution		Community Conference		Notice to Appear		Summons		Warrant		Other	
	Juvenile	Adult	Juvenile	Adult	Juvenile	Adult	Juvenile	Adult	Juvenile	Adult	Juvenile	Adult	Juvenile	Adult
Homicide (Murder)	0	42	0	0	0	0	0	0	0	0	0	1	0	3
Other Homicide	0	59	0	0	1	0	0	18	0	0	0	0	0	2
Attempted Murder	0	44	0	0	1	0	0	1	0	0	0	0	0	1
Conspiracy to Murder	0	1	0	0	0	0	0	0	0	0	0	0	0	0
Manslaughter (excl. by Driving & Striking)	0	8	0	0	0	0	0	1	0	0	0	0	0	1
Manslaughter - Unlawful Striking Cause Death	0	4	0	0	0	0	0	0	0	0	0	0	0	0
Driving Causing Death	0	2	0	0	0	0	0	16	0	0	0	0	0	0
Assault	425	4951	464	34	105	4	183	2332	0	46	11	285	60	1005
Grievous Assault	18	343	8	0	5	0	3	34	0	1	0	24	1	29
Serious Assault	167	2342	228	13	59	3	72	1195	0	29	5	174	26	459
Serious Assault (Other)	85	809	47	3	10	1	26	306	0	6	3	35	3	106
Common Assault	155	1457	181	18	31	0	82	797	0	10	3	52	30	411
Sexual Offences	55	1181	128	6	76	2	8	139	0	12	0	64	71	224
Rape and Attempted Rape	28	383	16	0	18	0	3	21	0	2	0	30	9	39
Other Sexual Offences	27	798	112	6	58	2	5	118	0	10	0	34	62	185
Robbery	220	597	22	1	30	0	17	59	0	4	10	86	3	8
Armed Robbery	75	355	4	1	11	0	2	24	0	2	4	61	2	4
Unarmed Robbery	145	242	18	0	19	0	15	35	0	2	6	25	1	4
Other Offences Against the Person	50	1393	78	6	10	1	9	386	0	23	0	79	3	201
Kidnapping & Abduction etc.	6	184	1	0	0	0	0	16	0	3	0	17	0	3
Extortion	5	34	1	0	0	0	0	4	0	1	0	4	0	3
Stalking	10	224	8	0	3	0	0	50	0	2	0	15	1	21
Life Endangering Acts	29	951	68	6	7	1	9	316	0	17	0	43	2	174
Offences Against the Person	750	8223	692	47	222	7	217	2934	0	85	21	515	137	1443
Unlawful Entry	890	3700	558	27	131	1	232	1213	1	29	23	450	31	134
Unlawful Entry With Intent - Dwelling**	584	2274	159	7	48	1	127	643	0	12	17	246	20	80
– Unlawful Entry Without Violence - Dwelling	548	1915	154	7	45	1	123	602	0	12	17	210	20	69
– Unlawful Entry With Violence - Dwelling	36	359	5	0	3	0	4	41	0	0	0	36	0	11
Unlawful Entry With Intent - Shop	55	220	29	0	10	0	18	69	0	2	3	63	3	5
Unlawful Entry With Intent - Other	251	1206	370	20	73	0	87	501	1	15	3	141	8	49
Arson	28	124	31	1	11	0	6	22	0	1	0	1	4	12
Other Property Damage	522	3239	748	39	138	1	461	2451	6	45	13	177	34	347
Unlawful Use of Motor Vehicle[#]	526	2168	96	6	50	1	95	788	1	13	11	279	14	79
Other Theft (excl. Unlawful Entry)	1130	7507	1790	115	246	1	1248	13122	8	183	29	863	47	502
Stealing from Dwellings	73	319	79	3	18	0	47	315	1	9	2	56	6	61
Shop Stealing	355	2546	1241	44	98	0	788	7294	6	64	9	171	16	100
Vehicles (steal from/enter with intent)	347	1665	157	35	64	0	161	880	1	22	9	193	6	77
Other Stealing	355	2977	313	33	66	1	252	4633	0	88	9	443	19	264
Fraud	349	3647	247	20	81	6	185	4032	0	70	10	676	2	291
Fraud by Computer	0	15	1	1	0	0	0	17	0	0	0	3	0	5
Fraud by Cheque	0	34	0	0	0	0	0	32	0	0	0	17	0	14
Fraud by Credit Card	332	1941	182	10	73	3	164	1868	0	44	10	335	2	31
Identity Fraud	0	101	1	1	0	0	0	140	0	1	0	26	0	18
Other Fraud	17	1556	63	8	8	3	21	1975	0	25	0	295	0	223
Handling Stolen Goods	139	1603	113	15	19	0	147	1826	0	9	0	67	3	42
Possess Property Suspected Stolen	60	572	54	0	4	0	93	835	0	3	0	18	3	21
Receiving Stolen Property	12	131	15	1	1	0	15	129	0	0	0	8	0	1
Possess etc. Tainted Property	66	888	44	14	14	0	39	848	0	6	0	36	0	18
Other Handling Stolen Goods	1	12	0	0	0	0	0	14	0	0	0	5	0	2
Offences Against Property	3584	21988	3583	223	676	10	2374	23454	16	350	86	2513	135	1407
Drug Offences	346	14687	1264	83	86	5	640	37863	10	102	5	267	804	10226
Prostitution Offences	0	16	0	0	0	0	0	51	0	0	0	0	0	20
Liquor (excl. Drunkenness)	17	1183	51	12	2	0	24	335	1	16	0	4	10	295
Gaming Racing & Betting Offences	0	0	0	0	0	0	0	2	0	0	0	0	0	0
Breach Domestic Violence Protection Order	25	8104	5	6	0	0	7	4015	0	60	0	492	8	3865
Trespassing and Vagrancy	247	1269	462	23	74	0	399	1219	1	21	6	16	19	200
Weapons Act Offences	74	1738	163	28	9	1	91	2965	0	8	0	33	9	101
Good Order Offences	655	13280	430	25	54	4	1162	12192	2	127	5	419	84	9804
Stock Related Offences	0	2	0	131	0	0	0	12	0	0	0	0	0	5
Traffic and Related Offences	34	4092	20	6	5	0	42	31738	0	43	1	145	0	462
Miscellaneous Offences	35	690	525	78	52	0	24	813	0	3	1	54	23	75
Other Offences	1433	45061	2920	392	282	10	2389	91205	14	380	18	1430	957	25053

* Only those offenders whose age and sex were identified are included.

** Community by-law offences cannot be separated into offences with and without violence. As such, subcategories may not add to the total.

Unlawful use of motor vehicle includes attempted offences.

Refer to Glossary for definitions of actions (page 189).

Offenders

by Region, Age and Sex – 2016-17

Offence	10-14		15		16		17		18		19	
	Male	Female	Male	Female	Male	Female	Male	Female	Male	Female	Male	Female
Brisbane Region												
Homicide (Murder)	0	0	0	0	0	0	0	0	0	0	0	0
Other Homicide	0	0	0	0	0	0	0	0	0	0	0	1
Assault	108	66	43	34	52	25	56	27	56	19	62	20
Sexual Offences	16	8	29	3	17	2	3	0	12	0	7	0
Robbery	29	27	33	15	38	13	33	6	35	1	16	3
Other Offences Against the Person	22	1	13	3	9	2	4	2	6	0	9	1
Offences Against the Person	175	102	118	55	116	42	96	35	109	20	94	25
Unlawful Entry	227	28	186	19	211	34	310	17	143	9	103	9
Arson	14	3	6	3	0	2	0	0	1	0	0	0
Other Property Damage	251	50	131	22	93	15	119	8	64	4	84	5
Unlawful Use of Motor Vehicle*	143	29	109	24	129	48	149	20	65	20	34	14
Other Theft (excl. Unlawful Entry)	549	261	367	251	371	236	304	173	222	126	180	114
Fraud	87	10	138	25	124	27	94	38	59	19	52	28
Handling Stolen Goods	50	16	40	14	43	12	35	19	29	9	31	16
Offences Against Property	1321	397	977	358	971	374	1011	275	583	187	484	186
Central Region												
Homicide (Murder)	0	0	0	0	0	0	0	0	0	0	0	1
Other Homicide	0	0	0	2	0	0	0	0	0	0	1	0
Assault	136	102	75	59	64	41	69	18	51	26	64	15
Sexual Offences	42	11	28	2	18	2	24	3	12	2	7	0
Robbery	15	3	17	3	12	1	7	1	4	2	4	0
Other Offences Against the Person	23	5	7	2	10	4	6	2	7	2	13	1
Offences Against the Person	216	121	127	68	104	48	106	24	74	32	89	17
Unlawful Entry	436	116	217	27	179	19	143	15	120	15	72	9
Arson	10	4	11	0	4	1	5	0	2	0	1	0
Other Property Damage	353	94	172	39	147	39	134	17	83	16	72	9
Unlawful Use of Motor Vehicle*	100	37	63	15	45	11	48	5	28	6	15	6
Other Theft (excl. Unlawful Entry)	649	318	307	154	251	105	179	91	171	54	144	43
Fraud	57	79	37	49	35	24	34	26	32	15	39	43
Handling Stolen Goods	70	22	25	5	26	3	16	6	20	4	24	11
Offences Against Property	1675	670	832	289	687	202	559	160	456	110	367	121
Northern Region												
Homicide (Murder)	0	0	0	0	0	0	0	0	0	0	1	0
Other Homicide	0	0	0	0	0	0	0	0	0	0	0	0
Assault	184	104	76	53	94	35	86	52	106	43	91	29
Sexual Offences	51	8	15	2	27	1	11	2	20	0	17	0
Robbery	25	14	14	6	7	2	8	2	14	2	8	0
Other Offences Against the Person	25	6	5	1	10	2	9	2	13	3	11	2
Offences Against the Person	285	132	110	62	138	40	114	58	153	48	128	31
Unlawful Entry	1078	184	460	56	416	63	348	27	199	47	128	9
Arson	19	4	8	1	3	0	3	1	0	0	0	0
Other Property Damage	615	173	158	51	169	36	108	29	116	19	78	11
Unlawful Use of Motor Vehicle*	251	136	234	77	182	57	210	34	103	43	63	8
Other Theft (excl. Unlawful Entry)	851	397	275	147	202	67	235	41	140	68	100	32
Fraud	29	7	12	11	28	5	80	4	28	8	46	14
Handling Stolen Goods	91	17	44	14	38	2	50	5	24	7	17	3
Offences Against Property	2934	918	1191	357	1038	230	1034	141	610	192	432	77
South Eastern Region												
Homicide (Murder)	0	0	0	0	0	0	2	0	1	0	0	0
Other Homicide	0	0	0	0	0	0	0	0	0	0	0	0
Assault	107	90	47	34	41	35	55	17	44	17	47	11
Sexual Offences	34	3	12	2	7	0	16	0	6	0	12	0
Robbery	31	14	39	11	22	5	18	4	14	3	11	0
Other Offences Against the Person	12	5	5	3	10	1	9	3	4	1	9	1
Offences Against the Person	184	112	103	50	80	41	100	24	69	21	79	12
Unlawful Entry	228	37	96	27	140	25	143	15	67	8	58	15
Arson	1	0	1	0	3	0	0	2	4	0	0	1
Other Property Damage	220	54	81	20	93	17	66	16	210	6	86	18
Unlawful Use of Motor Vehicle*	81	20	53	33	68	23	80	17	50	16	41	12
Other Theft (excl. Unlawful Entry)	282	177	142	94	164	89	222	81	142	79	137	73
Fraud	33	43	49	7	36	14	76	22	42	10	33	68
Handling Stolen Goods	33	9	24	8	29	10	33	11	25	8	22	23
Offences Against Property	878	340	446	189	533	178	620	164	540	127	377	210
Southern Region												
Homicide (Murder)	0	0	0	0	0	0	0	0	0	0	0	0
Other Homicide	0	0	0	0	0	0	1	1	0	0	0	0
Assault	161	119	73	44	63	34	52	33	52	15	51	22
Sexual Offences	66	6	28	1	14	1	17	0	13	1	7	0
Robbery	15	8	6	9	15	3	11	2	14	0	14	0
Other Offences Against the Person	34	7	16	2	11	2	6	0	15	1	14	1
Offences Against the Person	276	140	123	56	103	40	87	36	94	17	86	23
Unlawful Entry	428	93	184	22	198	21	137	21	60	8	71	12
Arson	26	3	7	3	10	0	5	2	5	0	1	0
Other Property Damage	490	128	169	35	110	18	107	19	88	15	78	19
Unlawful Use of Motor Vehicle*	100	37	120	21	126	21	67	16	32	7	29	8
Other Theft (excl. Unlawful Entry)	599	264	355	77	197	99	235	134	182	75	180	43
Fraud	130	23	55	22	48	14	40	30	48	23	45	6
Handling Stolen Goods	68	13	41	5	35	6	39	7	16	7	21	2
Offences Against Property	1841	561	931	185	724	179	630	229	431	135	425	90

* Only those offenders whose age and sex were identified are included.

Unlawful use of motor vehicle includes attempted offences.

Offenders

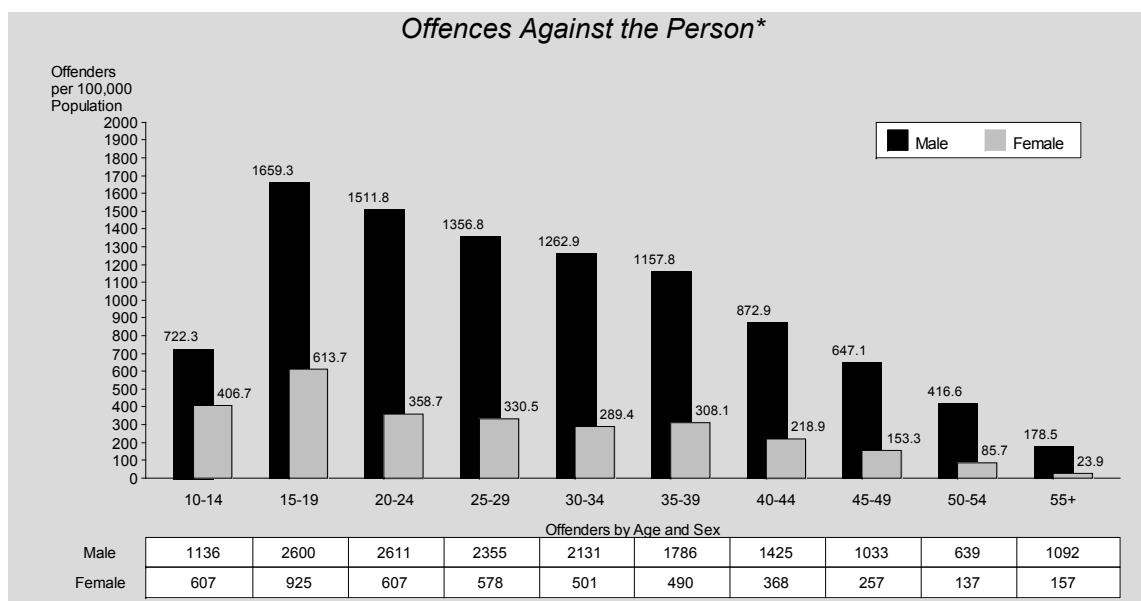
by Region, Age and Sex – 2016-17

Offence	20-24		25-29		30-39		40-49		50-59		60+	
	Male	Female	Male	Female	Male	Female	Male	Female	Male	Female	Male	Female
Brisbane Region												
Homicide (Murder)	1	2	3	0	2	1	1	0	0	0	1	0
Other Homicide	6	0	7	2	8	1	7	2	2	0	1	0
Assault	367	83	294	93	482	128	340	85	122	36	54	17
Sexual Offences	47	3	55	0	81	3	77	4	53	1	62	0
Robbery	60	7	64	5	60	7	24	1	6	1	0	0
Other Offences Against the Person	71	12	69	13	151	22	87	22	38	4	16	1
Offences Against the Person	552	107	492	113	784	162	536	114	221	42	134	18
Unlawful Entry	345	76	268	73	697	89	235	29	46	5	10	0
Arson	5	1	3	1	5	3	5	0	2	1	2	0
Other Property Damage	323	58	194	24	345	57	187	42	54	17	15	3
Unlawful Use of Motor Vehicle*	207	67	242	58	344	100	74	28	9	2	8	1
Other Theft (excl. Unlawful Entry)	833	518	889	452	1812	909	694	384	170	125	103	72
Fraud	272	202	406	141	781	385	365	101	91	39	29	14
Handling Stolen Goods	175	88	186	70	360	157	189	66	29	12	10	3
Offences Against Property	2160	1010	2188	819	4344	1700	1749	650	401	201	177	93
Central Region												
Homicide (Murder)	0	0	0	0	1	1	0	1	0	0	6	0
Other Homicide	1	0	1	1	1	0	1	1	1	0	2	0
Assault	329	90	273	62	469	165	291	83	117	36	70	13
Sexual Offences	47	1	26	2	91	4	91	2	48	0	67	0
Robbery	23	4	24	9	23	3	8	0	4	0	1	0
Other Offences Against the Person	65	3	71	11	141	22	66	7	30	8	8	0
Offences Against the Person	465	98	395	85	726	195	457	94	200	44	154	13
Unlawful Entry	271	33	195	38	342	64	123	19	33	7	3	0
Arson	4	0	13	1	9	2	8	3	3	0	1	1
Other Property Damage	316	50	208	44	360	76	159	32	68	16	35	4
Unlawful Use of Motor Vehicle*	124	20	81	33	116	37	31	8	10	0	3	0
Other Theft (excl. Unlawful Entry)	619	268	500	242	916	452	301	164	111	66	84	45
Fraud	223	56	191	131	368	278	170	59	50	46	41	7
Handling Stolen Goods	77	25	76	47	147	60	54	17	14	5	9	1
Offences Against Property	1634	452	1264	536	2258	969	846	302	289	140	176	58
Northern Region												
Homicide (Murder)	1	0	2	0	2	0	3	1	1	0	0	0
Other Homicide	2	0	1	1	2	0	1	1	3	0	0	0
Assault	466	168	425	155	642	260	395	149	136	52	61	9
Sexual Offences	49	0	38	2	72	6	71	6	44	1	49	0
Robbery	19	1	19	1	13	3	6	0	1	1	0	0
Other Offences Against the Person	78	14	75	20	106	21	57	15	23	4	4	0
Offences Against the Person	615	183	560	179	837	290	533	172	208	58	114	9
Unlawful Entry	267	41	165	32	218	46	79	18	19	7	1	0
Arson	4	1	1	0	4	1	6	0	1	0	0	0
Other Property Damage	328	64	269	62	364	91	145	54	42	6	11	0
Unlawful Use of Motor Vehicle*	144	42	103	24	90	31	24	8	9	1	5	0
Other Theft (excl. Unlawful Entry)	420	138	329	161	622	261	278	127	77	43	32	21
Fraud	95	46	131	77	180	93	79	57	33	26	12	4
Handling Stolen Goods	80	17	49	13	72	22	35	13	11	2	3	2
Offences Against Property	1338	349	1047	369	1550	545	646	277	192	85	64	27
South Eastern Region												
Homicide (Murder)	1	0	2	1	1	0	1	2	2	0	2	0
Other Homicide	6	0	3	0	1	0	3	0	1	0	0	1
Assault	269	62	279	75	533	125	324	97	119	37	67	11
Sexual Offences	25	0	21	0	49	8	43	1	51	0	48	0
Robbery	57	12	36	6	48	5	9	2	4	0	0	0
Other Offences Against the Person	91	7	76	10	148	13	105	19	33	4	8	0
Offences Against the Person	449	81	417	92	780	151	485	121	210	41	125	12
Unlawful Entry	278	49	198	55	397	49	177	21	18	4	5	0
Arson	2	0	2	1	8	4	1	0	0	0	2	0
Other Property Damage	271	41	212	56	349	64	174	50	51	16	17	3
Unlawful Use of Motor Vehicle*	243	72	175	69	282	55	81	13	17	3	1	1
Other Theft (excl. Unlawful Entry)	640	341	755	421	1264	577	542	293	125	68	59	29
Fraud	328	137	301	139	704	260	398	139	44	16	19	3
Handling Stolen Goods	111	52	148	62	263	83	113	42	19	4	3	2
Offences Against Property	1873	692	1791	803	3267	1092	1486	558	274	111	106	38
Southern Region												
Homicide (Murder)	0	0	0	1	0	1	0	0	3	0	1	0
Other Homicide	1	1	2	1	6	1	3	1	0	0	1	0
Assault	320	117	320	86	486	150	295	92	95	33	58	18
Sexual Offences	61	3	27	2	84	7	71	3	46	0	103	0
Robbery	55	9	52	7	40	5	10	3	1	0	0	0
Other Offences Against the Person	92	8	90	11	172	29	68	25	40	4	15	2
Offences Against the Person	529	138	491	108	788	193	447	124	185	37	178	20
Unlawful Entry	265	40	207	41	344	72	109	22	29	6	7	2
Arson	12	1	15	0	10	5	3	0	3	0	1	0
Other Property Damage	305	56	225	40	365	76	155	35	45	13	18	6
Unlawful Use of Motor Vehicle*	161	33	141	23	143	30	34	9	4	1	2	0
Other Theft (excl. Unlawful Entry)	762	368	687	371	1098	717	425	269	74	63	35	42
Fraud	228	86	188	136	406	245	194	109	27	15	10	6
Handling Stolen Goods	103	48	106	49	167	76	84	22	40	7	9	2
Offences Against Property	1836	632	1569	660	2533	1221	1004	466	222	105	82	58

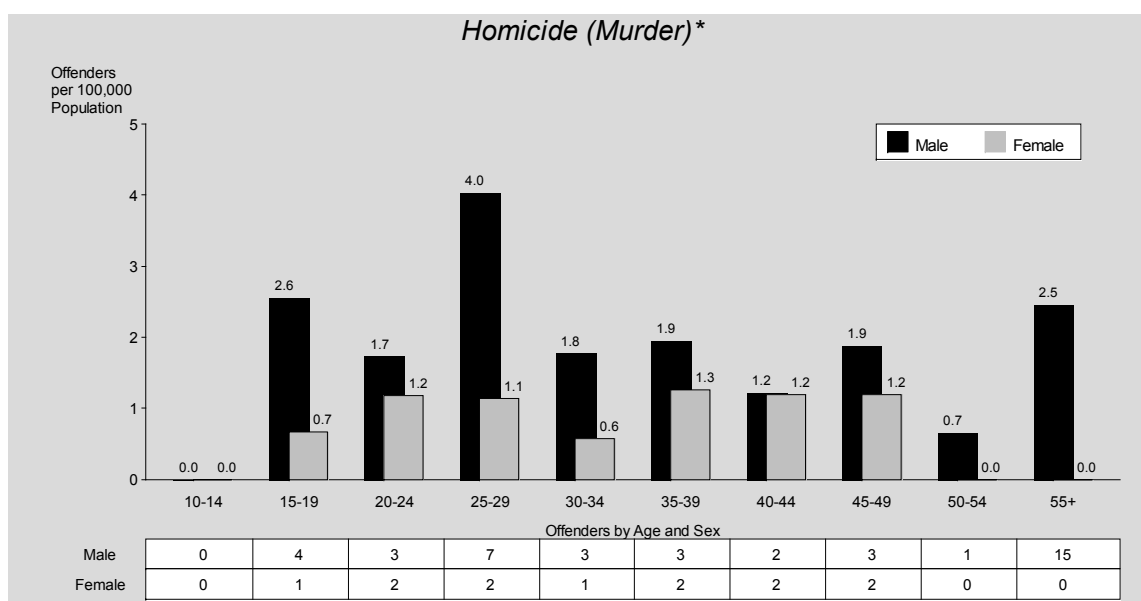
* Only those offenders whose age and sex were identified are included.

Unlawful use of motor vehicle includes attempted offences.

Offenders



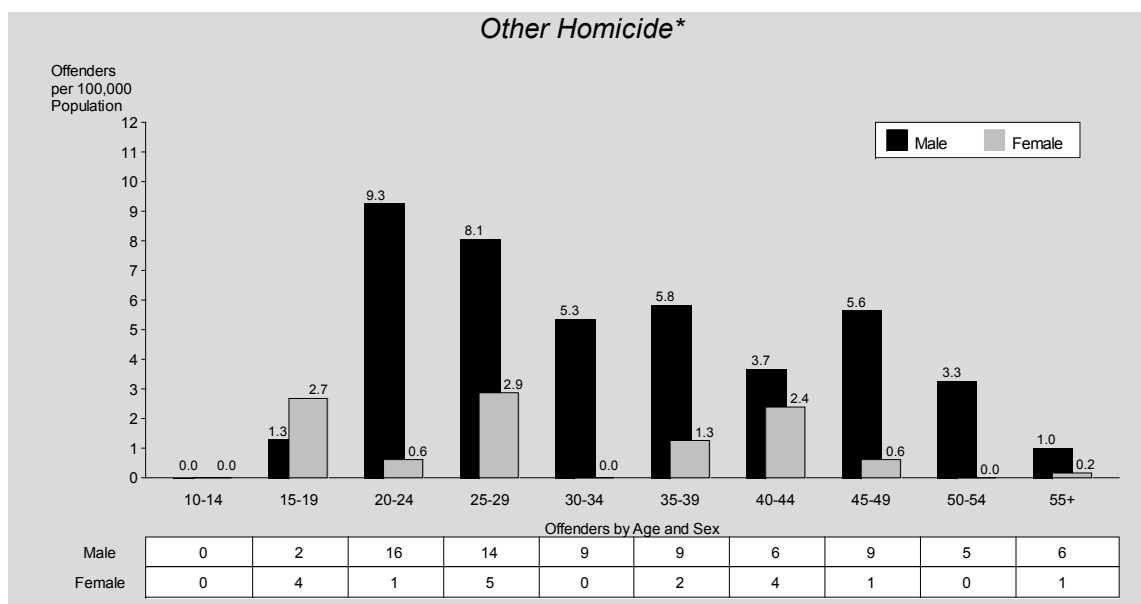
For the broad category of offences against the person, males and females in the 15-24 age range are most likely to be offenders, making up 31% of all offenders. In 2016-17, 78% of offences against the person were committed by male offenders. The likelihood of offending after 19 years of age decreased with increasing age for both genders except for females aged 35-39.



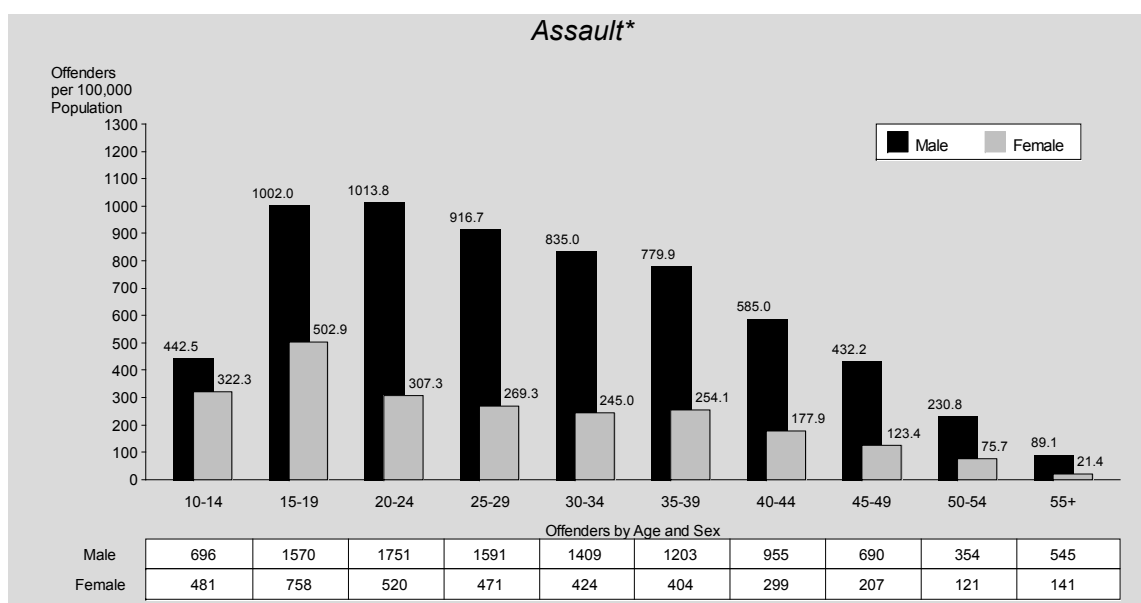
For all age groups, males were more likely than females to commit homicide (murder) except for those aged 40-44, where the rate was the same for both sexes. Males aged 15-29 years represent 26% of all offenders. Of those proceeded against for homicide (murder), 77% were male. Out of the total 53 offenders responsible for homicide (murder) offences, 12 were female.

* Only those offenders whose age and sex were identified are included.

Offenders



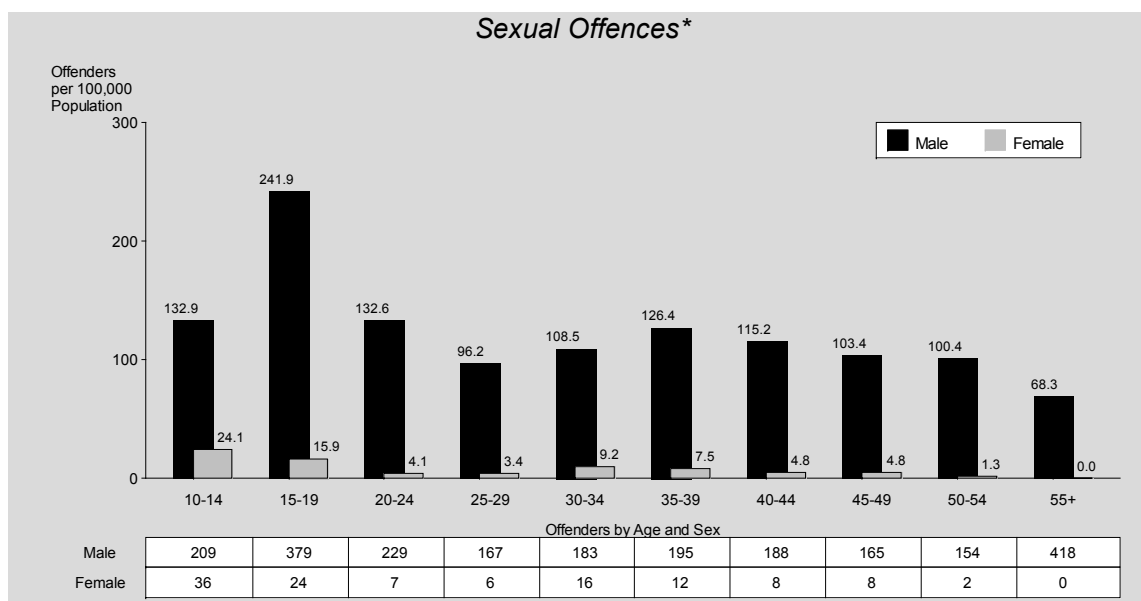
Males aged 20-29 years were most likely to commit other homicide offences. At every age except between 15-19 years, males committed more offences than females. In total, only 19% of those proceeded against for other homicide offences were female. Males aged 20-34 years accounted for 42% of all offenders in this offence type.



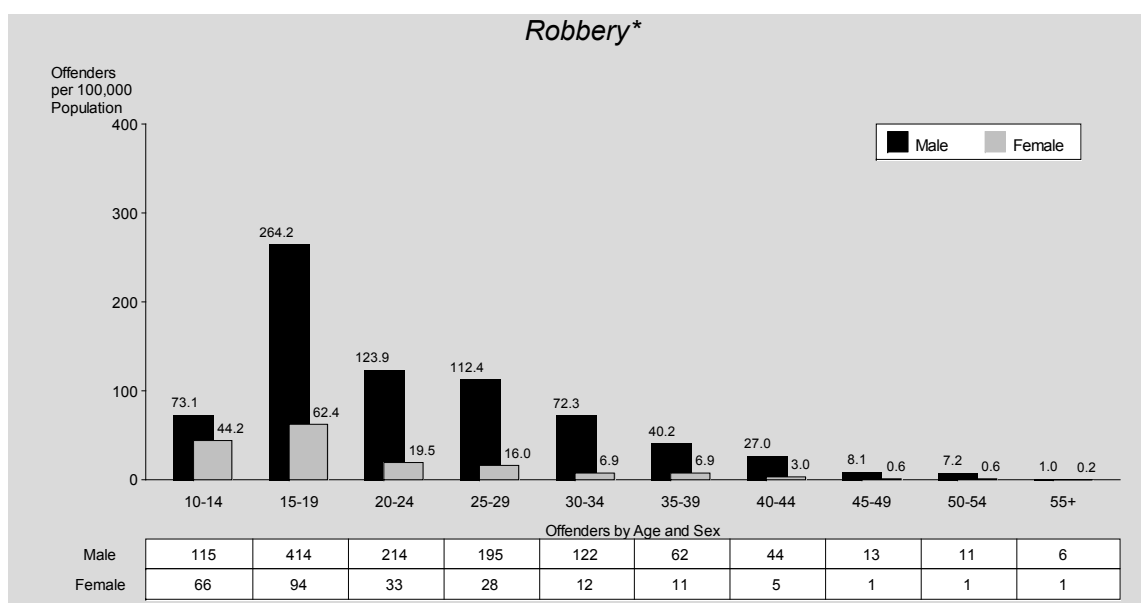
As with most offence types after the age of 19 years for females and 24 for males, the likelihood of committing assault offences decreases with increasing age except for females aged 35-39. Approximately 74% of offenders were male. Forty-three percent of offenders were male aged 15-34 years. Males aged 20-24 and females in the 15-19 age cohort were most likely to offend.

* Only those offenders whose age and sex were identified are included.

Offenders



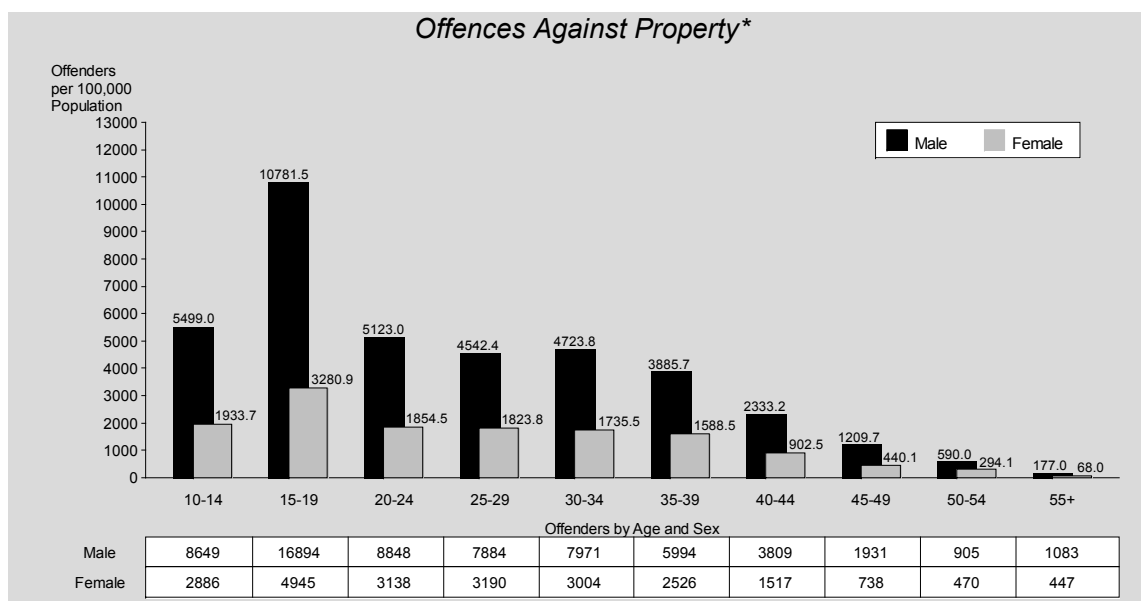
Sexual offences are unique in that the likelihood of offending does not decrease with increasing age to the same extent as other categories within offences against the person. The majority of offenders of sexual offences were committed by males (95%). During 2016-17, there were 119 female offenders for sexual offences across Queensland compared with 2,287 males.



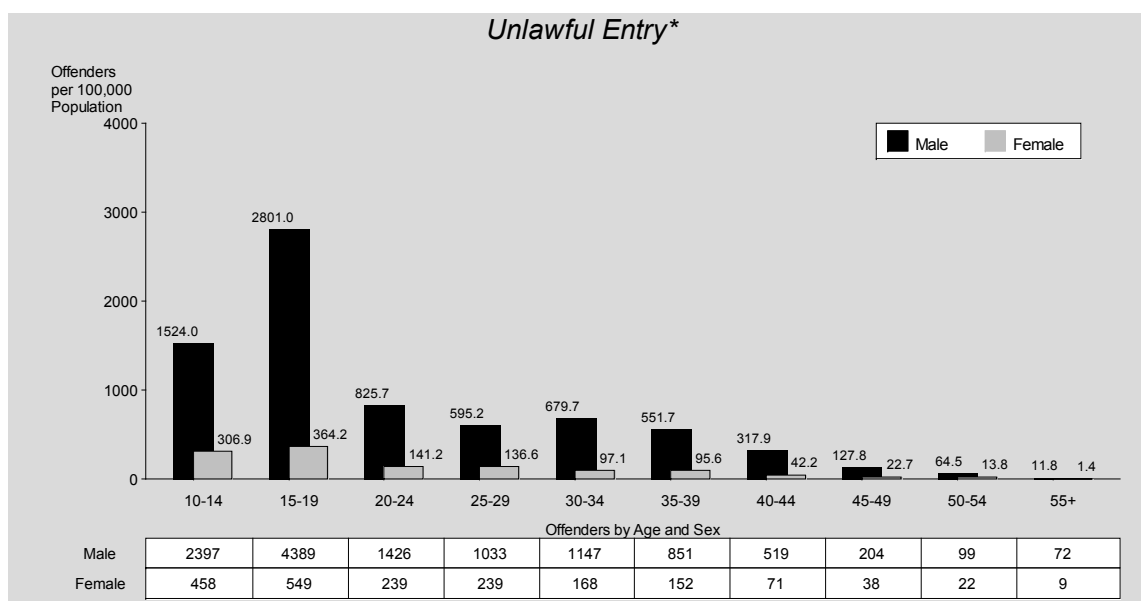
Approximately 83% of offenders were male. Males and females in the 15-19 age group were more likely to offend, comprising 35% of all offenders. As with previous years, there were very few female offenders greater than 44 years. Six percent of offenders were aged 40 years or more and almost all of these were male.

* Only those offenders whose age and sex were identified are included.

Offenders



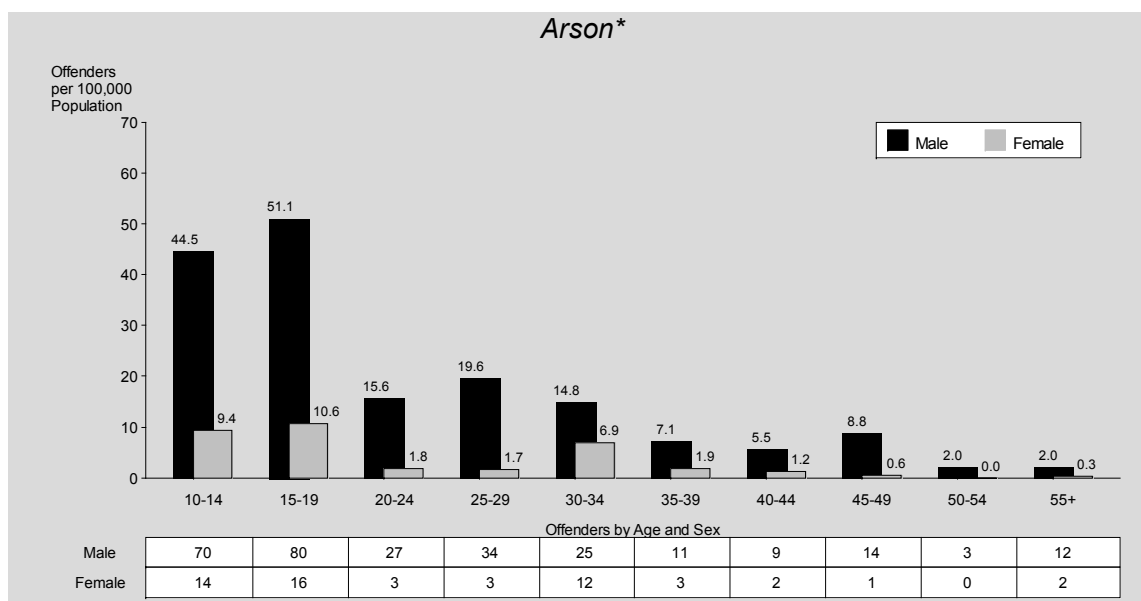
Males aged 15-19 years were over three times more likely to commit offences against property than females in the same age group. In total, only 26% of offenders were female. At every age, males were more likely than females to offend. For females, the likelihood of offending after 19 years of age decreased with increasing age, while for males, the likelihood of offending decreases from 34 years of age.



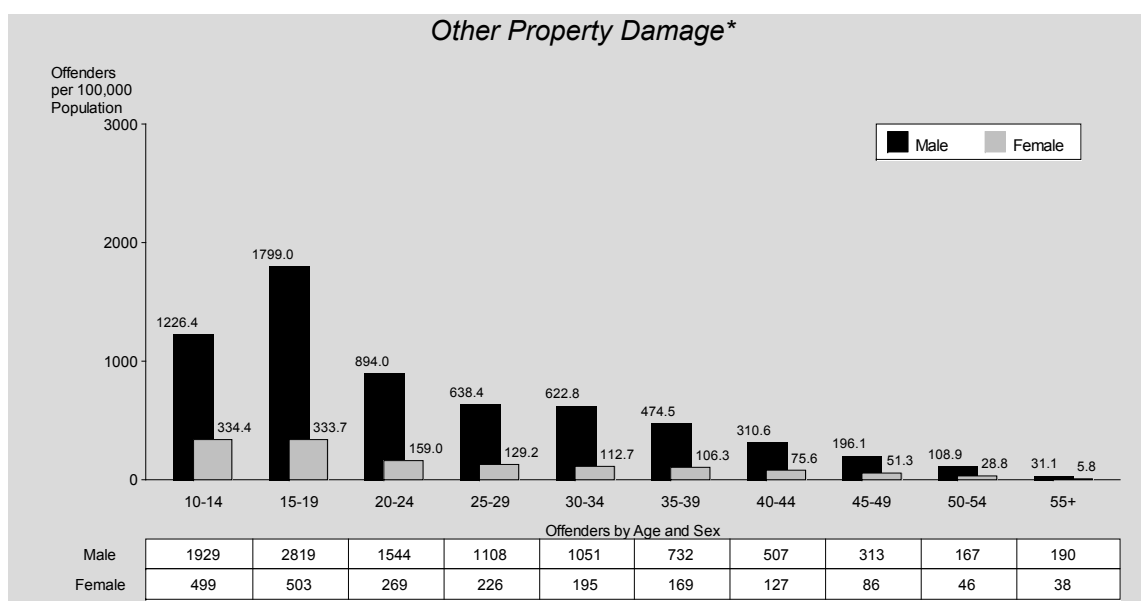
As with most offence types, a large proportion of unlawful entry offenders were male aged 15-19 (86% of all offenders were male). Very few offences (7%) were committed by persons aged over 39 years. Approximately 58% of all offenders were male aged between 10 and 24 years.

* Only those offenders whose age and sex were identified are included.

Offenders



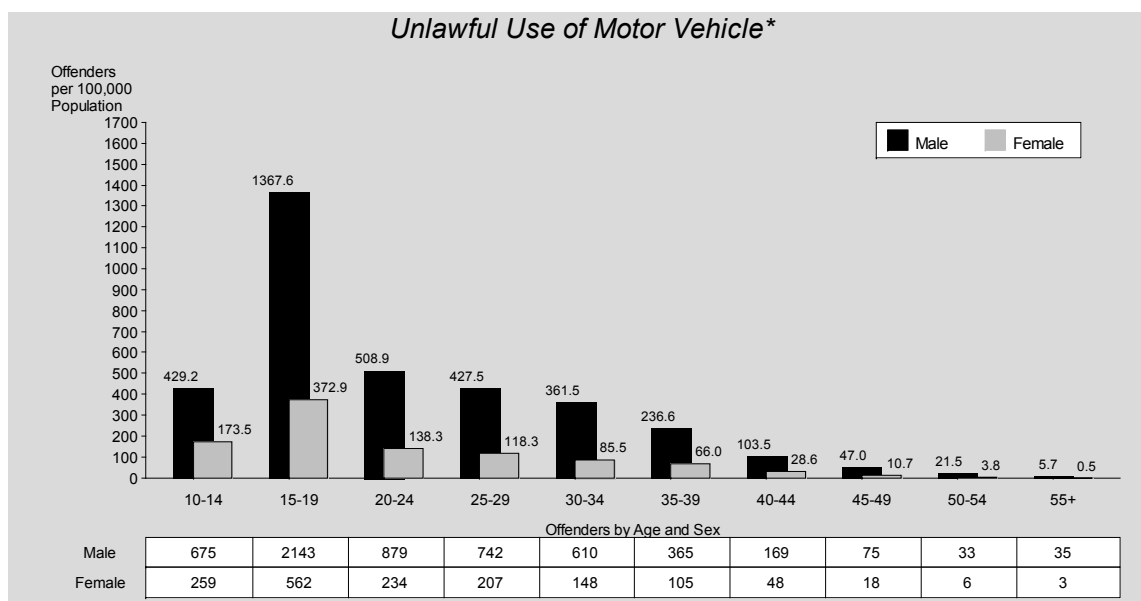
Approximately 44% of those proceeded against for arson offences were male aged between 10-19 years. While only 16% of those offenders were female, the largest proportion were aged 15-19 years. As with most offences against property, very few offenders were recorded in older age groups (13% were 40 years and over).



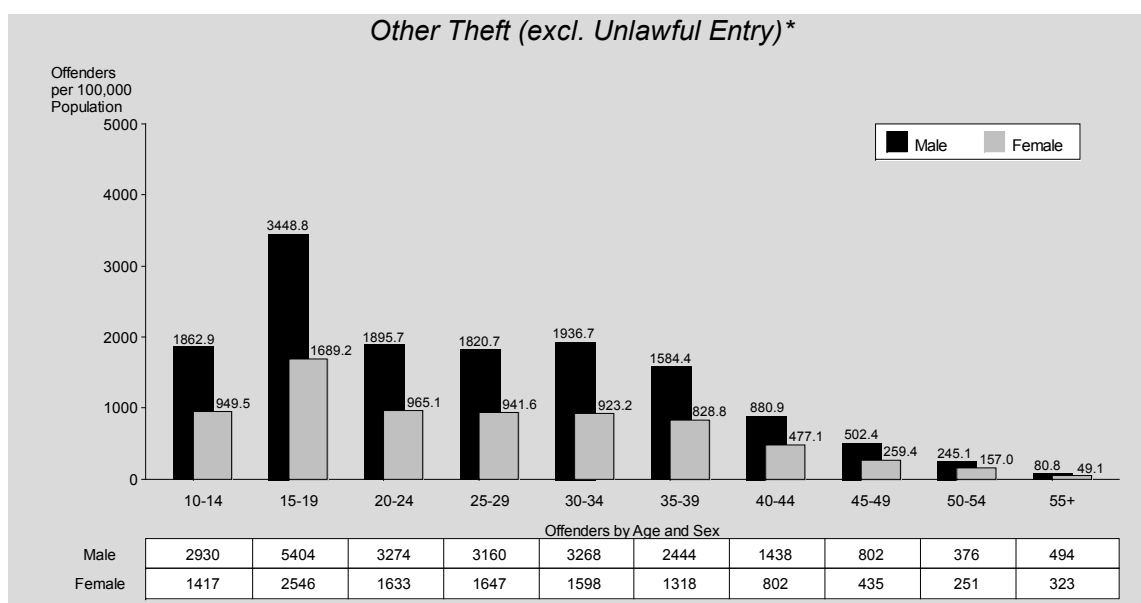
As with most offences against property, the largest proportion (38%) of other property damage offenders were male aged between 10 and 19 years. At every age, males were more likely to offend than females (83% of offenders were male). In addition, as with most offences against property, a low percentage of offenders were in the older age groups, with 12% of offenders aged 40 and over.

* Only those offenders whose age and sex were identified are included.

Offenders



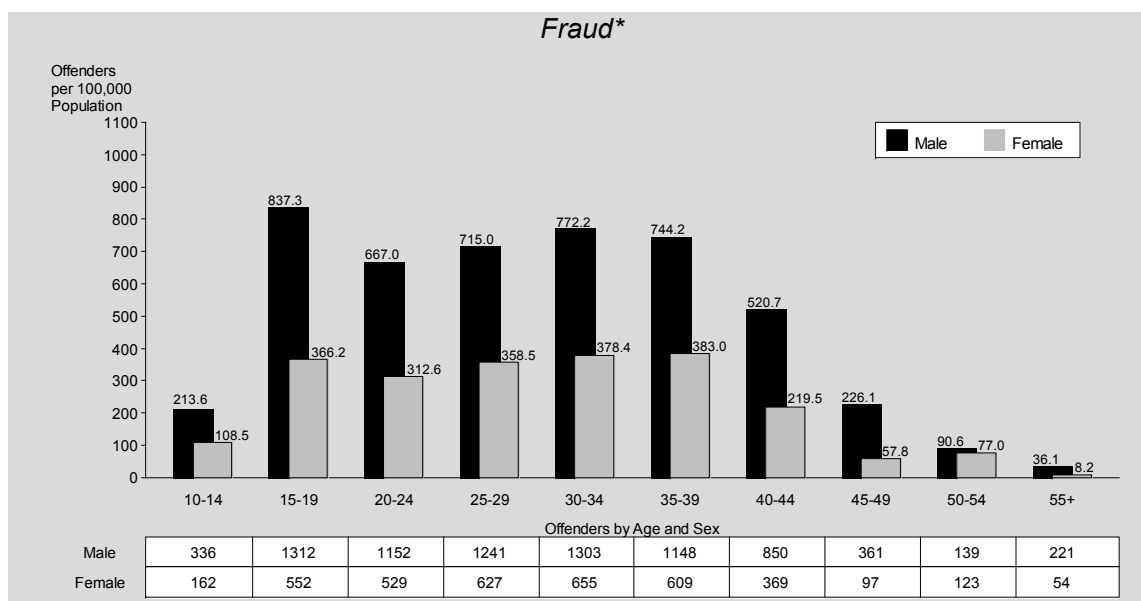
Approximately 29% of unlawful use of motor vehicle offenders were male aged 15-19 years. While only 22% of offenders were female, 35% of female offenders were aged 15-19 years. There were very few offenders (only 5%) in the older age groups (40 years and over). Please note that attempted unlawful use of motor vehicles offences are included in this category.



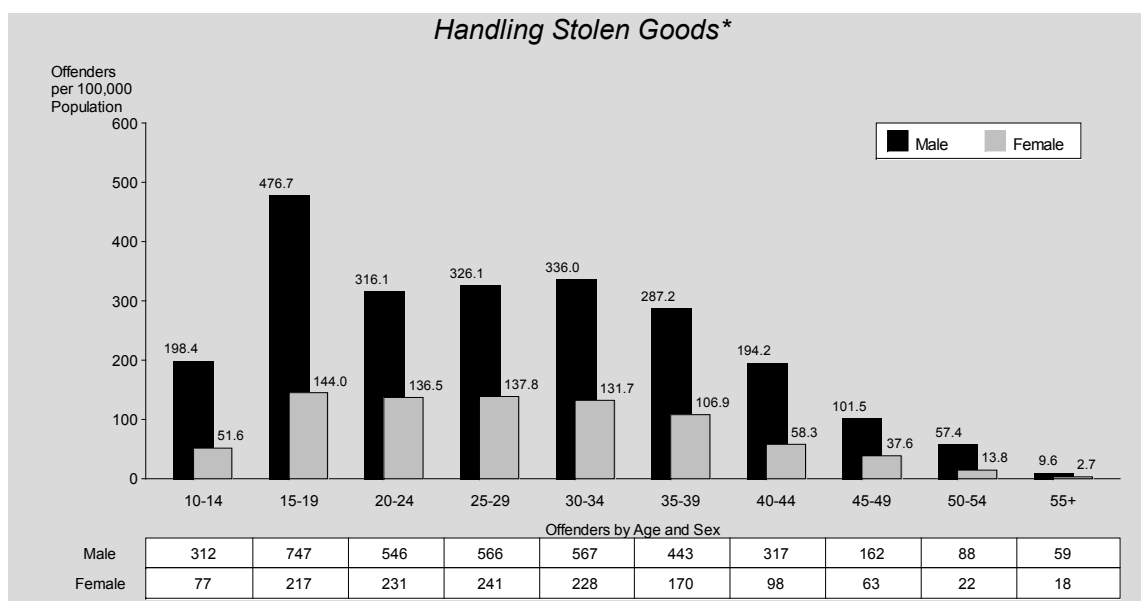
The other theft (excluding unlawful entry) offence category is one of a small number of offences against property committed by a substantial proportion of females. In 2016-17, 34% of offenders proceeded against for other theft (excluding unlawful entry) offences were female. Approximately 42% of the total offenders were male in the 15-34 age bracket.

* Only those offenders whose age and sex were identified are included.

Offenders



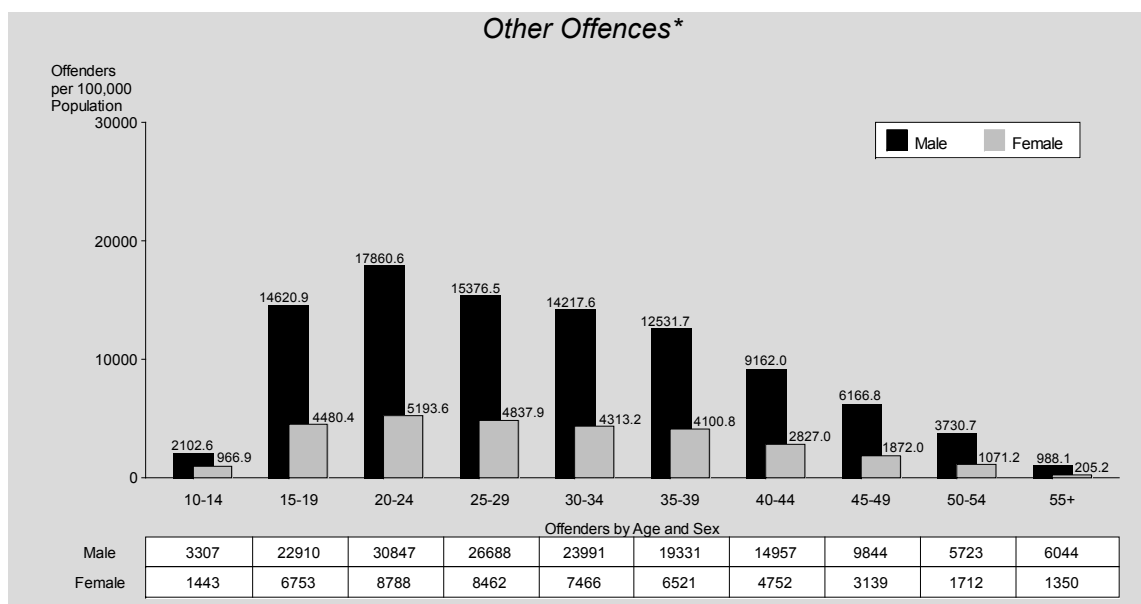
Fraud is another one of the offences against property offences for which a relatively high proportion of offenders are female. In 2016-17, 32% of those proceeded against for fraud were female. Males aged 15-39 years were most likely to offend (76% of male offenders were in this demographic).



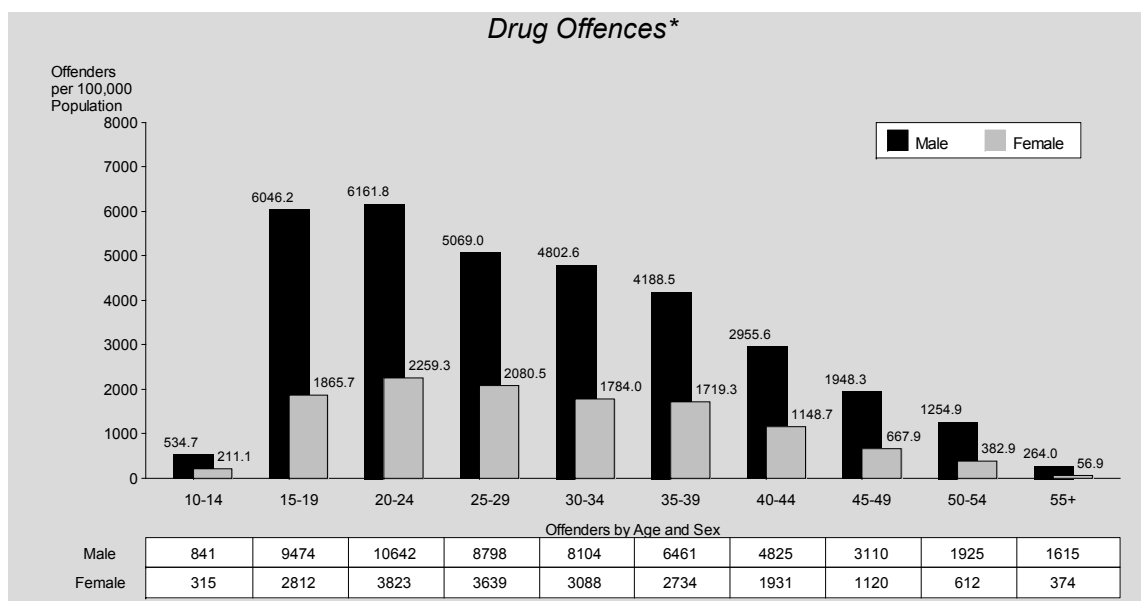
In all age groups, males were more likely than females to offend for handling stolen goods offences (74% were male). For both males and females, those in the 15-19 age group were most likely to offend. The likelihood of offending increases from 20-34 for males and 20-29 for females, after which there is a decrease in the rate of offending.

* Only those offenders whose age and sex were identified are included.

Offenders



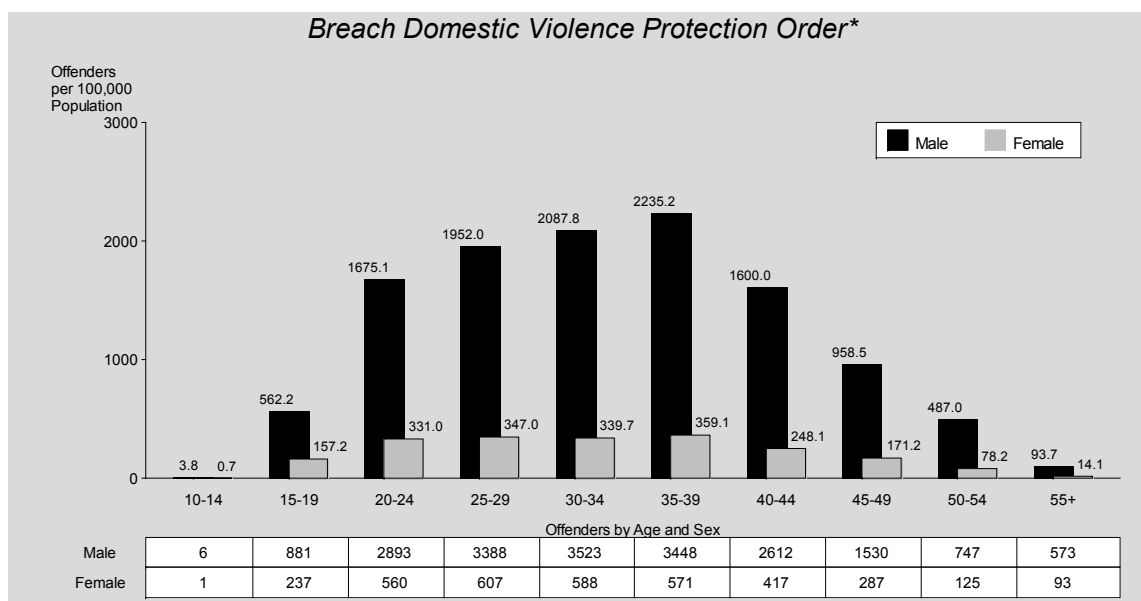
The majority (76%) of offenders for other offences were male, with males aged 15-29 years comprising of 38% of all offenders in 2016-17. Approximately 66% of offenders were aged under 34 years. Out of all female offenders, those aged 20-24 years were most likely to offend.



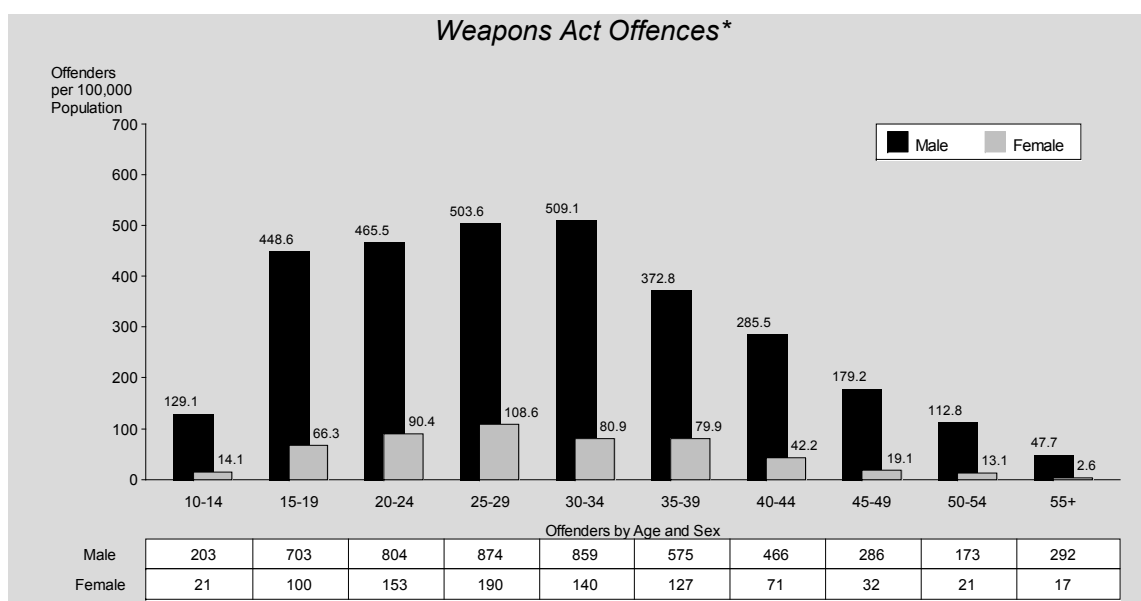
Approximately 73% of offenders for drug offences were male, with the majority aged 15-24 years. Females in the 20-29 age bracket were also more likely to offend compared with females in other age groups. Unlike other offence categories, a sizeable proportion of offenders (20%) were aged over 40 years.

* Only those offenders whose age and sex were identified are included.

Offenders



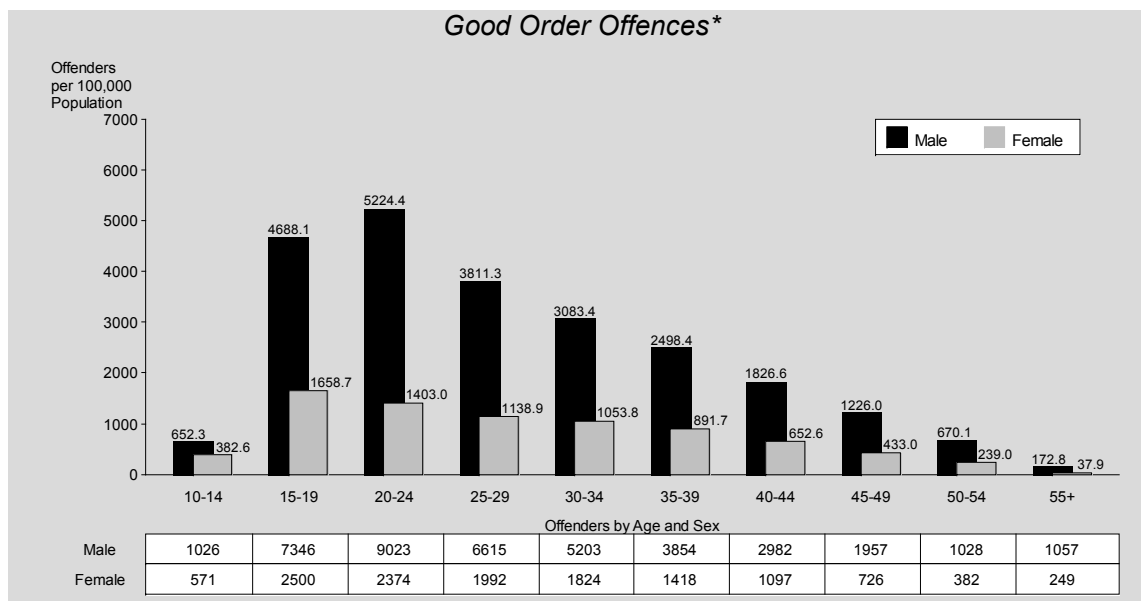
The majority of offenders (85%) for breach of domestic violence protection offences were male, with males aged 20-34 years comprising 42% of offenders in 2016-17. Approximately 55% of all offenders were aged under 34 years. Of all female offenders, those aged 35-39 years were most likely to offend, followed by females aged 25-29 years.



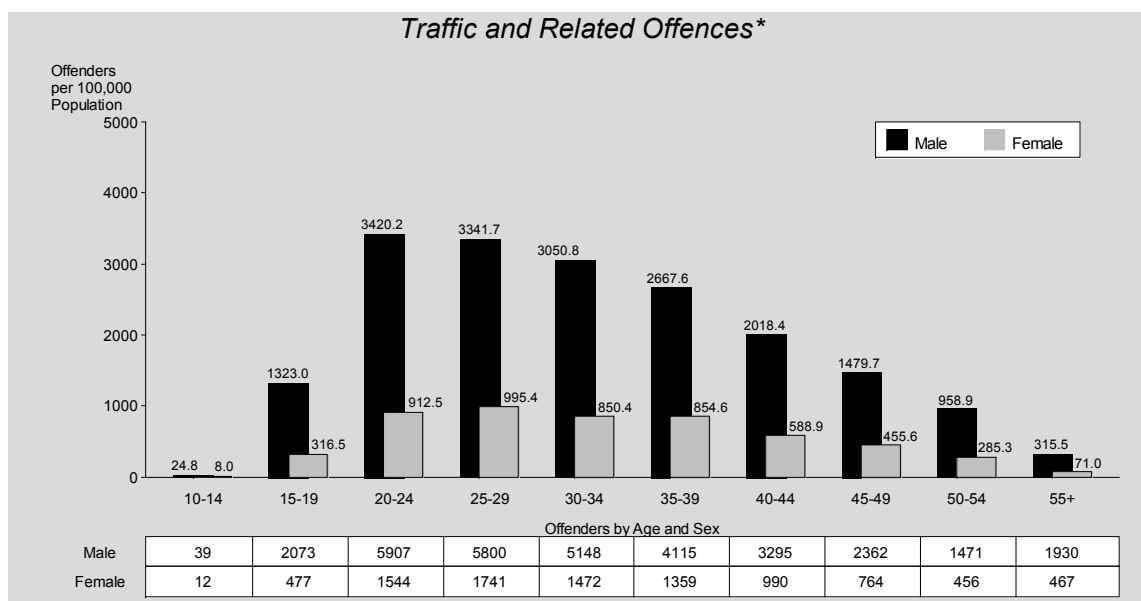
Approximately 86% of those proceeded against for *Weapons Act* offences were male and most were aged 15-34 years, although a significant proportion of all offenders were aged over 39 years (34%). For females, those aged 20-29 years were most likely to offend. The likelihood of offending after the age of 29 years decreased as age increased for females and after the age of 34 for males.

* Only those offenders whose age and sex were identified are included.

Offenders



Patterns of offending for good order offences are typical of those displayed in most offence categories. The majority of offenders were male (75%) with males in the 15-29 age group most likely to offend (43% of all good order offence offenders were in this demographic). After the age of 24 years for males and 19 for females, the likelihood of offending decreased.



The majority of offenders for traffic and related offences were male (78%). Offenders aged 20-34 were most likely to be offenders of traffic and related offences, with 52% of male offenders and 51% of female offenders in this age group.

* Only those offenders whose age and sex were identified are included.

