

# Weapons Licensing Group

Queensland Police Service

## FACT SHEET – APPLYING FOR A QUEENSLAND WEAPONS LICENCE



### Applying for a Queensland Weapons Licence

The Weapons Licensing Group (WLG) regulates the acquisition, possession, use and disposal of registered firearms and weapons in Queensland through a weapons licensing scheme.

You must hold a valid weapons licence in Queensland and lodge an application for a permit to acquire (PTA) if you wish to acquire and own a weapon which includes firearms, crossbows, powerheads, or paintball markers.

### Obligations and responsibilities


Queensland weapons licence holders must follow rules set out in the *Weapons Act 1990*, *Weapons Regulation 2016* and *Weapons Categories Regulation 1997*.

### Genuine reason

You must demonstrate that you have a genuine reason to possess and use weapons under a Queensland weapons licence. Below are common genuine reasons:

- **Sports or target shooting** – shooting club activities on an approved shooting range.
- **Recreational shooting** – recreational shooting on rural lands with permission to shoot from an owner/occupier of the land.
- **Occupational** – e.g. primary production/rural employee on rural land, security guard.

Different licence types and their associated genuine reasons require supporting documentation *specific* to the genuine reason you have nominated.


 For a list of supporting documents, visit the WLG website here: <https://www.police.qld.gov.au/weapon-licensing/individual-licence-types>

### Safe and secure storage

**A person who possesses a firearm *must* take all reasonable precautions to ensure safe and secure storage of the firearm.**


To apply for weapons licence, you must demonstrate that you have access to safe storage for the weapons you intend to possess.

Please read the requirements for safe storage here:

 <https://www.police.qld.gov.au/weapon-licensing/safe-storage-weapons-and-ammunition>.

### Weapons safety training

You must complete the Firearms Safety Training Course (1102NAT) endorsed for the category of weapon you are applying for and wish to operate. You must complete training in the 12 months **immediately** prior to lodging your application and provide the Firearms Course certificate to demonstrate that you have completed the training.

 Search 'Firearms' at <https://training.gov.au>

### How to apply

**Online applications are the preferred lodgement method. Online applications reduce the risk of not providing sufficient supporting information.**

**Online** – complete and submit your application via the Queensland Police Service website.

 Online application form:  
<https://www.police.qld.gov.au/units/weapons-licensing>

### Can I apply another way?

**In Person** – a hard copy Form 1 – Application for a Licence can be downloaded from the Queensland Police Service website and lodged at a participating Australia Post outlet.

 Hard copy application form:  
<https://www.police.qld.gov.au/units/weapons-licensing>

 New licence application instructional video:  
<https://www.police.qld.gov.au/webform/application>

**It is important that all supporting documentation is provided with your lodgement to avoid unnecessary delays with your application being processed.**

# FACT SHEET – APPLYING FOR A QUEENSLAND WEAPONS LICENCE

## Application cost

Our fees typically increase on 1 July each year. Your application fee will vary based on the licence type and licence duration you select. Fees are payable on lodgement of your application.



Current fees:

<https://www.police.qld.gov.au/weapon-licensing/weapons-licensing-fees>

## Proof of identity

When lodging your licence application in person, or online, you will be required to undertake a proof of identity check at a participating Australia Post outlet.

If you lodge your application in person, you will be required to undertake the identity check at the time of lodgement.

If you submit your licence application online, you must undertake a proof of identity check at a participating Australia Post outlet within 28 days from the date you lodge your new application.

**Your personal details must match your supporting documents.**

- All documents must be original and current – photocopies and certified copies will NOT be accepted.
- Where your application has a spelling mistake you will NOT be able to complete your identity check.
- Where you did not include your middle name (and it appears on your supporting documents) you will NOT be able to complete your identity check.

As part of the identity check, an Australia Post operator will take a passport quality photograph and send this to WLG for confirmation of identity.

Failure to complete the identity check in time will result in your application being withdrawn and a refund of fees.



Current Australian passport photo requirements can be located here:

<https://www.passports.gov.au/PhotoGuidelines>

## Application assessment timeframes

There is a legislated 28 day waiting period on all new applications for a Queensland weapons licence.

You may experience a delay in the assessment of your application where you have not provided all the required information at lodgement and an Authorised Officer requests further information.

It is important that you read the request for further information carefully and reply before the due date.

If you do not provide the information in time, the assessment will continue with the information available. This may result in the decision to withdraw or reject your application.



For current processing times please see

<https://www.police.qld.gov.au/units/weapons-licensing>

## How will I know if my application is approved?

We will notify you if your weapons licence is approved via the email address you provide in your application.

If you have not provided an email address, WLG will not be able to notify you of your application outcome before you receive your licence card.

Your licence card and conditions will be posted to the address supplied with your application.

Please allow approximately 20 working days from the date of issue to receive your new licence.

## How do I acquire a weapon?

A weapons licence allows you to operate a weapon - you cannot own or buy a weapon just because you have a licence.

If you wish to acquire a weapon you must lodge an application for a permit to acquire (PTA). You will be asked to provide the details of your valid Queensland weapons licence when you apply for a PTA.

## Contact us

Find us at [www.police.qld.gov.au/units/weapons-licensing](https://www.police.qld.gov.au/units/weapons-licensing), or

Email us at [WeaponsLicensing@police.qld.gov.au](mailto:WeaponsLicensing@police.qld.gov.au)

